

MISSION TRAINING PLAN  
FOR THE  
  
ENGINEER COMPANY,  
ARMORED CAVALRY REGIMENT

SEPTEMBER 2002



# MISSION TRAINING PLAN for the Engineer Company, Armored Cavalry Regiment

## TABLE OF CONTENTS

	<u>PAGE</u>
<b>Table of Contents</b> .....	i
<b>PREFACE</b> .....	ii
<b>Chapter 1. Unit Training</b> .....	1-1
<b>Chapter 2. Training Matrixes</b> .....	2-1
2-1. General.....	2-1
2-2. Mission-to-Collective Tasks Matrix.....	2-1
<b>Chapter 3. Mission Outlines / Training Plans</b> .....	3-1
<b>Chapter 4. Training Exercise</b> .....	4-1
<b>Chapter 5. Training and Evaluation Outlines (T&amp;EOs)</b> .....	5-1
<b>Chapter 6. External Evaluation</b> .....	6-1
<b>APPENDIX A - EXERCISE OPERATION ORDER (OPORD)</b> .....	A-1
<b>APPENDIX B - THREAT ANALYSIS</b> .....	B-1
<b>APPENDIX C - METRIC CONVERSION CHART</b> .....	C-1
<b>Glossary</b> .....	Glossary-1
<b>References</b> .....	References-1
<b>Questionnaire</b> .....	Questionnaire-1

---

DISTRIBUTION RESTRICTION: Approved for public release; distribution is unlimited.

\*This publication supersedes ARTEP 5-113-35, 20 June 2001.

## PREFACE

This mission training plan (MTP) provides the active component (AC) and the reserve component (RC) training manager with a descriptive, mission-oriented training program to train the unit to perform its critical wartime operations. While general defense plan missions and deployment assignments impact on the priorities, the operations described here are the principal ones that the engineer company, Armored Cavalry Regiment (ACR) are expected to execute with a high level of proficiency. Each unit is expected to train, as a minimum, to the standards of the training and evaluation outlines (T&EOs) in this MTP. Standards for training may be made more difficult but may not be lowered. This document is in alignment with and part of the United States (US) Army's training and tactical doctrine.

This MTP applies to the Engineer Company, ACR table(s) of organization and equipment (TOE) 05113L000.

The proponent of this publication is Headquarters (HQ), US Army Training and Doctrine Command (TRADOC). Submit comments for improving this publication on Department of the Army (DA) Form 2028 and forward it to Commandant, US Army Maneuver Support Center, ATTN: ATZT-DT-WF-E, Fort Leonard Wood, Missouri 65473-8600.

Unless this publication states otherwise, masculine nouns and pronouns do not refer exclusively to men.

## CHAPTER 1

### Unit Training

1-1. General. This MTP provides the commander and leaders with guidance on how to train the key missions of the unit. The specific details of the unit's training program will depend on the--

- Unit's mission-essential tasks list (METL).
- Chain-of-command's training directives and guidance.
- Unit's training priorities.
- Availability of training resources and areas.

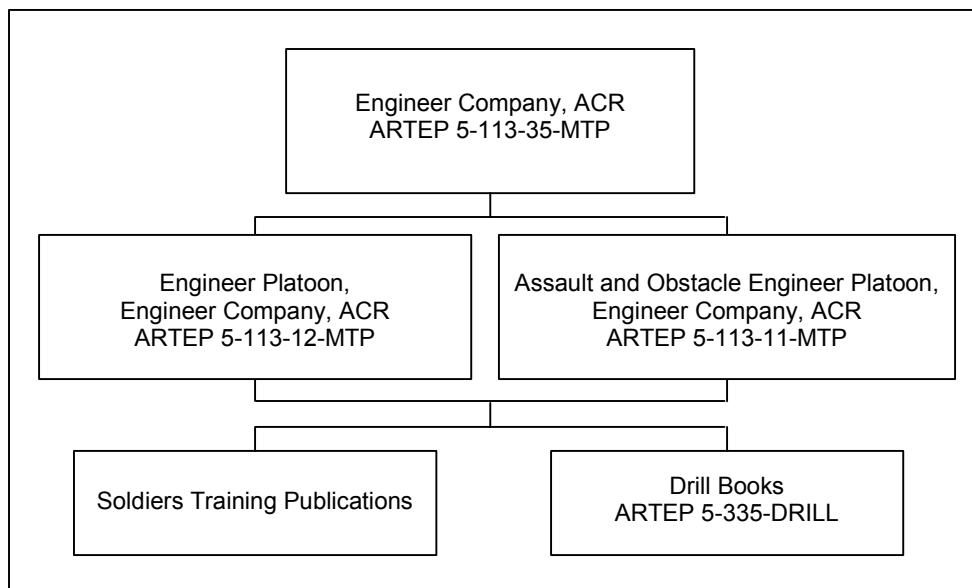
1-2. Supporting Material. This MTP describes a critical wartime mission-oriented training program that is part of the next higher echelon's training program. This relationship is illustrated in Figure 1-1. The unit's training program consists of the following publications:

a. Army Training and Evaluation Program (ARTEP) 5-113-12-MTP for the engineer platoon, engineer company, ACR. This ARTEP MTP describes the relationship of the company's training program to the platoon's training program.

b. ARTEP 5-113-11-MTP for the assault and obstacle engineer platoon, engineer company, ACR. This ARTEP MTP indicates the relationship of the platoon's training program to the company's training program.

c. ARTEP 5-335-DRILL for the engineer drills. The unit must sustain drills. They are US Army standard and may not be modified.

d. Soldier training publications (STPs) for the appropriate military occupational specialties (MOSs) and skill levels.



**Figure 1-1. MTP Echelon Relationship**

1-3. Contents. This MTP is organized into six chapters and two appendixes.

a. Chapter 1, Unit Training, provides the explanation and organization of this MTP. This chapter explains how to use this MTP in establishing an effective training program.

b. Chapter 2, Training Matrixes, shows the relationship between the mission and the collective tasks.

c. Chapter 3, Mission Outlines/Training Plans, presents a graphic portrayal of the relationship between missions and their subordinate tasks.

d. Chapter 4, Training Exercises, consists of a field training exercise (FTX). This exercise provides training information and a preconstructed scenario. It can serve as a part of an internal or external evaluation. This exercise may be modified to suit the training needs of the unit.

e. Chapter 5, Training and Evaluation Outlines (T&EOs), provides the training and evaluation criteria for all the tasks that the unit must master to effectively perform its mission. Each task is a T&EO that identifies task steps, performance measures, individual and leader tasks, and opposing forces (OPFOR) counter tasks. Each T&EO is part of a mission and, in various combinations, composes the training exercise in Chapter 4.

f. Chapter 6, External Evaluation, provides instructions for the planning, preparation, and execution of an external evaluation.

g. Appendix A, Sample Operation Order (OPORD), contains a sample OPORD to be used with the exercise in Chapter 4.

h. Appendix B, Threat Analysis, describes the local, regional, and global threats, as well as special situations that impact operations.

i. Appendix C, Metric Conversion Chart, shows how to convert US and metric measurements.

1-4. Missions and Tasks.

a. This MTP concerns specific missions found in the TOE and an implied mission that the unit must perform in order to accomplish the specified missions. The critical missions are the focus for the unit. The commander may supplement these missions with his own. The following is a listing of the missions for the unit:

- Countermobility.
- Follow-on/Replacement Bridging.
- General Engineering.
- Mobility.
- Perform Survivability Construction.
- Combat Service Support (CSS) to Sustain Engineering Operations.
- Sustainment Engineering.
- Defend the Unit.
- Unit Survivability.

b. Each of these tasks may be trained individually or jointly with other tasks. Training is based on the criteria described in the T&EOs. Several T&EOs can be trained as a situational training exercise (STX). Various combinations of STXs can be used to develop an FTX for the unit to practice its entire mission responsibility. Several STXs can be developed into an external evaluation that is designed by the next higher echelon to evaluate the unit's ability to perform multiple missions under stress in a realistic environment.

c. Squad tasks are trained in much the same way as described above. However, the squad leader must also train the drills provided in the drill book.

d. Leader tasks that support the unit's missions are trained through STP training, battle simulations, and execution of the unit's missions.

e. Individual tasks that support unit tasks are mastered by training to standards outlined in the appropriate STPs. The T&EOs in Chapter 5 show the individual tasks that support collective-task training.

1-5. Principles of Training. This MTP is based on the training principles explained in Field Manual (FM) 25-100.

1-6. Training Strategy. The training program developed and executed by the engineer battalion to train to standards in its critical wartime missions will be a component of the Army's Combined-Arms Training Strategy (CATS). The purpose of CATS is to provide direction and guidance on how the total Army will train and identify the resources required to support that training. The CATS will provide the tools that enable the Army to focus and manage training in an integrated manner. Central to the CATS is a series of proponent-generated unit and institutional strategies that describe the training events and resources required to facilitate training to standard. The CATS will be embedded in the Standard Army Training System (SATS) version 4.1 and higher. The Web site for this information is <http://www.atsc.army.mil/atmd/strac>.

a. The unit training strategies central to the CATS provide the commander with a descriptive "menu" for training reflecting that while there is an optimal way to train to standard, it is unlikely that all units in the Army will have the exact mix of resources required to execute an optimal training strategy.

b. The unit's training strategy is a descriptive training strategy that provides a means for training the battalion to standard by listing required training events, critical training gates, training event frequencies, and training resources. The commander selects from this MTP those tasks required to train his METL. The training strategies to be provided in the SATS 4.1 will provide the means whereby those tasks that can be trained through a focused and integrated training plan.

c. The unit's training strategy will be comprised of three separate training strategies. When integrated with the training tasks found in this MTP, they form a comprehensive and focused training strategy that allows the unit to train to standard. The elements of the unit's training strategy are--

(1) Maneuver- and collective-training strategy. The maneuver strategy is intended to provide a set of recommended training frequencies for key training events in a unit and depicts those resources that are required to support the training events.

(2) Gunnery strategy. The gunnery strategy is based on weapons systems found in the unit and is intended to provide an annual training plan and to depict resources required to support weapons training. Data for the gunnery strategy comes from the Standards in Training Commission (STRAC) manual or the appropriate FM publications.

(3) Soldier strategy. The soldier strategy provides an annual plan for training and maintaining skills at the individual level and lists the resources required to train a soldier.

d. A vital element in the unit's training strategy is the identification of critical training gates. Critical training gates are defined as training events that must be conducted to standard before moving on to a more difficult or resource-intensive training event or task. Training gates follow the crawl, walk, run training methodology. For instance, if the unit training strategy calls for conducting an FTX, and an STX has been identified as a critical training gate for the FTX, the training tasks in the STX must be trained to standard before conducting the FTX. Standards for all tasks must be clearly defined so that the trainer can assess the preparedness of the soldiers, or units, to move on to more complex training events. The provision for critical training gates is made recognizing that the unit's METL and the commander's assessment of his unit's training status will determine the selection and timing of the collective-training exercises in a specific unit's training strategy.

e. When developing the unit's training plan, the commander identifies from the MTP the training tasks required to train his METL.

1-7. Conducting Training. This MTP is designed to facilitate planning, preparing, and conducting unit training as explained in FMs 25-100 and 25-101. The commander--

a. Assigns the missions and supporting tasks for training based on his METL and guidance from the next higher HQ. Trainers must plan and execute training to support this guidance.

b. Reviews the mission outline in Chapter 3 to determine whether STXs and FTXs provided will support, or can be modified to support, command guidance. If they do not support the guidance, or if they need to be modified, refer to the matrixes in Chapter 2. These matrixes provide a list of all critical collective tasks, drills, and individual tasks that must be mastered to perform the mission.

c. Prioritizes the tasks that need training. There is never time to train everything. You must orient on the greatest challenges and the most difficult sustainment skills.

d. Integrates training tasks into the training schedule, using the following procedures:

(1) List the tasks in the priority and frequency that they need to be trained.

(2) Determine the amount of time required and how you can use multiechelon training for the best results.

(3) Determine where the training can take place.

(4) Determine who will be responsible for what. The leader of the element being trained must always be involved.

(5) Organize needs into blocks of time and training vehicles.

e. Approves the list of tasks to be trained and schedules them on the unit's training schedule.

f. Determines the equipment and supplies needed to conduct the training.

g. Keeps subordinate leaders informed and oversees their training. The standards must be rigidly enforced.

1-8. Force Protection.

a. Safety. Safety is a component of force protection. Commanders, leaders, and soldiers use risk assessment and risk management to tie force protection into the military around the mission. Risk management assigns responsibility, institutionalizes the commander's review of operational safety, and leads to decision-making at a level of command appropriate to the risk. The objective of safety is to help



units protect combat power through accident prevention, which enables units to win fast and decisively, with minimum losses. Safety is an integral part of all combat operations. Safety begins with readiness that determines a unit's ability to perform its METL to standard. Readiness standards addressed during METL assessment are--

- (1) Soldiers with the self-discipline to consistently perform tasks to standard.
- (2) Leaders who are ready, willing, and able to enforce standards.
- (3) Training that provides skills needed for performance to standard.
- (4) Standards and procedures for task preferences that are clear and practical.
- (5) Support for task preference, including equipment, personnel, maintenance, facilities, and services.

b. Risk management. Risk management is a tool that addresses the root causes (readiness shortcomings) of accidents. It assists commanders and leaders in not only identifying what the next accident is going to be, but also helps identify who will have the next accident. Risk management is a way to put more realism into training without paying the price in deaths, injuries, or damaged equipment.

c. Chain of command. Safety demands total chain-of-command involvement in planning, preparing, executing and evaluating training. Responsibilities of the chain of command include--

- (1) Commanders.
  - (a) Seek optimum, not adequate, performance.
  - (b) Specify the risk you will accept to accomplish the mission.
  - (c) Select risk reductions provided by the staff.
  - (d) Accept or reject residual risk, based on the benefit to be derived.
  - (e) Train and motivate leaders at all levels to effectively use risk-management concepts.
- (2) Staff.
  - (a) Assist the commander in assessing risks and developing risk-reduction options for training.
  - (b) Integrate risk controls in plans, orders, METL standards, and performance measures.
  - (c) Eliminate unnecessary safety restrictions that diminish training effectiveness.
  - (d) Assess safety performance during training.
  - (e) Evaluate safety performance during after-action reviews (AARs).
- (3) Subordinate leaders.
  - (a) Apply consistently effective risk-management concepts and methods to the operations they lead.
  - (b) Report risk issues beyond your control or authority to your superiors.

(4) Individual soldiers.

(a) Report unsafe conditions and acts; correct the situation when possible.

(b) Establish a buddy system to keep a safety watch on one another.

(c) Take responsibility for personal safety

(d) Work as a team member.

(e) Modify your own risk behavior.

d. Steps. Risk management is a five-step cyclic process that is easily integrated into the decision-making process outlined in FM 101-5. The risk management process consists of the following five steps:

(1) Identify hazards. Identify the most probable hazards for the mission.

(2) Assess hazards. Analyze each hazard to determine the probability of it causing an accident and the probable effect of the accident. Identify control options to eliminate or reduce the hazard. The Army standard risk assessment matrix in Figure 1-2 is a tool to be used for assessing hazards.

(3) Make risk decisions. Weigh the risk against the benefits of performing the operations. Accept no unnecessary risks, and make any remaining risk decisions at the proper level of command.

(4) Implement controls. Integrate specific controls into operation plans (OPLANs), OPORDs, standing operating procedures (SOPs), and rehearsals. Communicate controls to the individual soldier.

(5) Supervise. Determine the effectiveness of controls in reducing the probability and effect of identified hazards, to include follow-up and AAR. Develop lessons learned.

			HAZARD PROBABILITY				
			FREQUENT	PROBABLE	OCCASIONAL	REMOTE	IMPROBABLE
			A	B	C	D	E
EFFECT	CATASTROPHIC	I	EXTREMELY HIGH		HIGH		LOW
	CRITICAL	II	HIGH	HIGH		LOW	LOW
	MARGINAL	III	HIGH	MEDIUM		LOW	LOW
	NEGLIGIBLE	IV	LOW	LOW		LOW	LOW

<b>Effect</b>	
Catastrophic	Death or permanent total disability, system loss, and major property damage.
Critical	Permanent partial disability, temporary total disability in excess of 3 months, major system damage, significant property damage.
Marginal	Minor injury, lost workday accident, compensable injury or illness, minor system/property damage.
Negligible	First aid or minor supportive medical treatment, minor system impairment.
<b>Probability</b>	
Frequent	Individual soldier/item. All soldiers exposed or item inventory
Probable	Individual soldier/item All soldiers exposed or item inventory
Occasional	Individual soldier/item. All soldiers exposed or item inventory
Remote	Individual soldier/item All soldiers exposed or item inventory
Improbable	Individual soldier/item All soldiers exposed or item inventory
<b>Risk Levels</b>	
Extremely High	Loss of ability to accomplish mission.
High	Significantly degrades mission capabilities in terms of required mission standards.
Medium	Degrades mission capabilities in terms of required mission.
Low	Little or no impact on mission accomplishment.

**Figure 1-2. Risk Assessment Matrix**

e. Fratricide. Fratricide prevention is a component of force protection and is closely related to safety. Fratricide is the employment of weapons, with the intent to kill the enemy or destroy his equipment, that results in unforeseen and unintentional death, injury, or damage to friendly personnel or equipment. Fratricide is by definition an accident. Risk assessment and risk management are mechanisms used to control the incidence of fratricide.

f. Causes of fratricide. The primary causes of fratricide are--

(1) Direct fire control plan failures. These failures result when units fail to develop defensive and, particularly, offensive fire control plans.

(2) Land navigation failures. These failures result when units stray out of sector, report incorrect locations, and become disoriented.

(3) Combat identification failures. These failures include gunners or pilots being unable to distinguish thermal and optical signatures near the maximum range of their sighting systems and units in proximity mistaking each other for the enemy under limited-visibility conditions.

(4) Inadequate control measures. These occur when units fail to disseminate the minimum maneuver and fire support control measures that are necessary to tie control measures to recognizable terrain or events.

(5) Reporting communication failures. Units at all levels face problems in generating timely, accurate, and complete reports as locations and tactical situations change.

(6) Weapons errors. Lapses in individual discipline lead to charge errors, accidental discharges, mistakes with explosives or hand grenades, and similar incidents.

(7) Battlefield hazards. Unexploded ordnance (UXO), unmarked or unrecorded minefields, scatterable mines (SCATMINES), and booby traps litter the battlefield. Failure to mark, record, remove, or anticipate these hazards increases the risk of friendly casualties.

g. Results. Fratricide results in unacceptable losses and increases the risk of mission failure. Fratricide undermines the unit's ability to survive and function. Units experiencing fratricide observe these consequences:

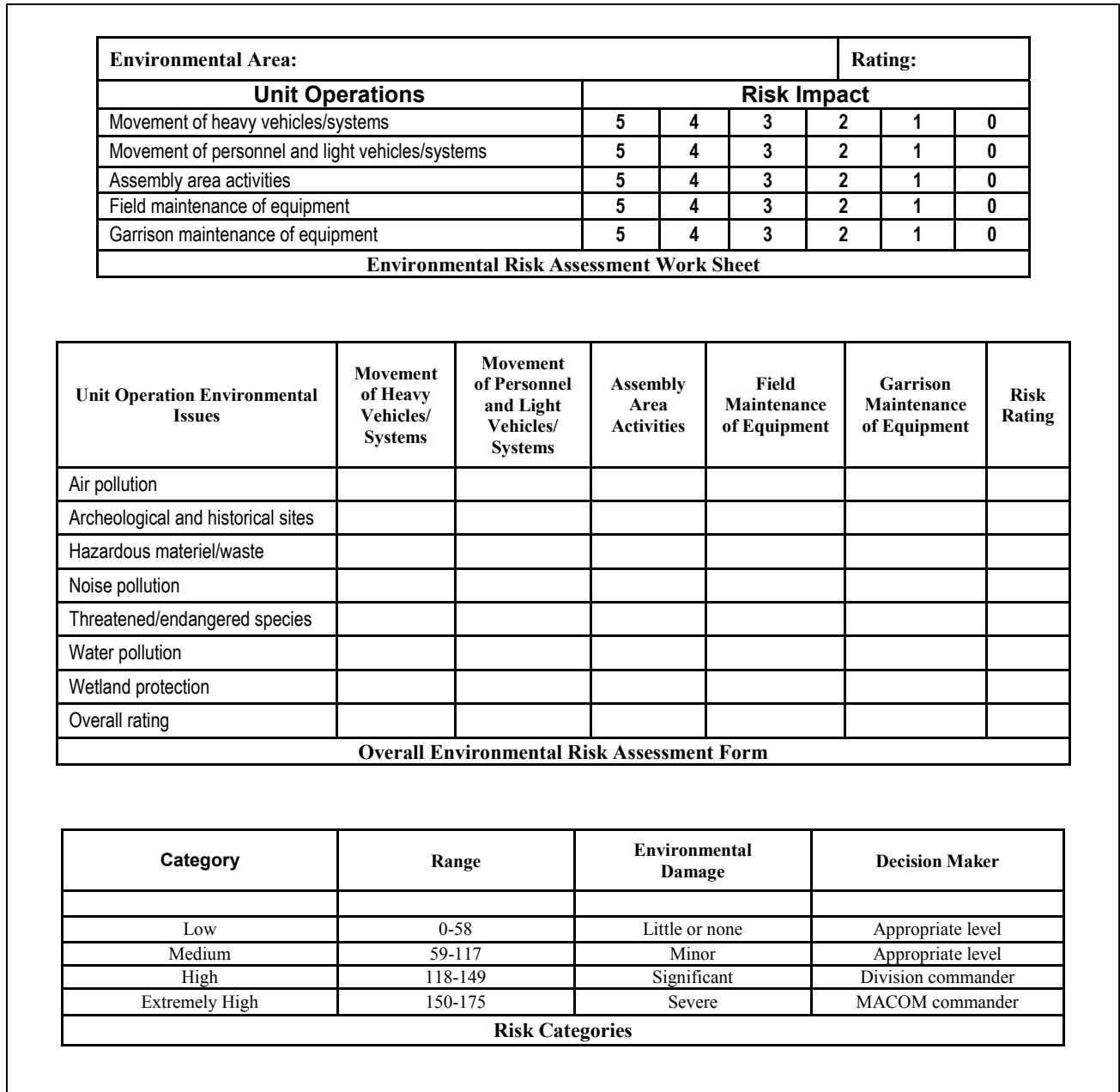
- (1) Loss of confidence in unit leadership.
- (2) Increase of self-doubt among leaders.
- (3) Hesitation to use supporting combat systems.
- (4) Oversupervision of units.
- (5) Hesitation to conduct night operations.
- (6) Loss of aggressiveness during fire and maneuver.
- (7) Loss of initiative.
- (8) Disrupted operations.
- (9) General degradation of cohesiveness, morale, and combat power.

1-9. Environmental Protection. Protection of natural resources has continued to become an ever-increasing concern to the Army. It is the responsibility of all unit leaders to decrease and, if possible, eliminate damage to the environment when conducting training. Environmental risk management parallels safety risk management and is based on the same philosophy. Environmental risk management consists of the following steps:

a. Identify hazards. Identify potential sources for environmental degradation during analysis of mission, enemy, terrain, troops, time available, and civilian considerations (METT-TC) factors. This requires identification of environmental hazards. An environmental hazard is a condition with the potential for polluting air, soil, or water and/or destroying cultural and historical artifacts.

b. Assess the hazard. Analyze the potential severity of environmental degradation using the environmental risk assessment matrix (Figure 1-3). Consider the severity of environmental degradation when determining the potential effect an operation will have on the environment. The risk impact value is defined as an indicator of the severity of environmental degradation. Quantify the risk to the environment

resulting from the operation as extremely high, high, medium, or low, using the environmental risk assessment matrix.



**Figure 1-3. Environmental Risk Assessment Matrix**

c. Make environmental risk decisions. Make decisions and develop measures to reduce high environmental risks.

d. Brief the chain of command. Brief the chain of command (to include the installation environmental office, if applicable) on proposed plans and pertinent high-risk environmental matrixes. Risk decisions are made at a level of command that corresponds to the degree of risk.

e. Implement controls. Implement environmental protection measures by integrating them into plans, orders, SOPs, training-performance standards, and rehearsals.

f. Supervise. Supervise and enforce environmental-protection standards.

1-10. Evaluation. The T&EOs in Chapter 5 describe standards that must be met for each task.

a. Evaluations can be either internal or external. Internal evaluations are conducted at all levels, and they must be inherent in all training. External evaluations are usually more formal and are normally conducted by a HQ two levels above the evaluated unit. See Chapter 6 for more information on external evaluations.

b. A critical weakness in training is the failure to evaluate each task every time it is executed. The ARTEP concept is based on simultaneous training and evaluation. Too often, leaders do not practice continuous evaluation. Soldiers or small units are trained to perform a task to standard, and then later, when they execute that task as part of a training exercise, they execute it poorly or incorrectly and are not corrected. For this program to work, trainers and leaders must continually evaluate training as it is being executed.

c. Leaders should emphasize direct, on-the-spot evaluations. Correcting poor performance during individual or small-group training is easy to do. In higher-level exercises, it is usually not feasible to do this with outside evaluators, but should not be totally eliminated. Plan AARs at frequent logical intervals during the exercises (usually after the completion of a major subordinate task). This is a proven technique that will allow you to correct performance shortcomings while they are still fresh in everyone's mind. Also, it gets everyone involved and prevents the reinforcement of bad habits.

d. FM 25-101 provides detailed instructions for conducting an AAR. It also provides detailed guidance on coaching and critiquing during training.

1-11. Feedback. Recommendations for improvement of this ARTEP MTP are requested. Feedback will help to ensure that this MTP answers the training needs of units in the field. Please send DA Form 2028 comments to the address reflected in the preface, or use the questionnaire provided at the end of this MTP.

**CHAPTER 2**

**Training Matrixes**

2-1. General. The training matrix assists the commander in planning the training of his unit's personnel. The mission identification table listed below (Figure 2-1) provides mission identification for the unit.

<b>Mission Identification Table</b>
<b>Mission Title</b>
Countermobility
Fight as Engineers
Fight as Infantry
General Engineering
Mobility
Stability
Survivability Construction
Sustain Engineering Operations
Unit Defense
Unit Survivability

**Figure 2-1. Mission Identification Table**

2-2. Mission-to-Collective Task Matrix. This matrix (Figure 2-2) identifies the mission and its supporting collective tasks. The tasks are listed under the appropriate battlefield operating systems (BOS), indicated by an "X" in the matrix. The BOS used in this matrix are defined in TRADOC Pamphlet (Pam) 11-9. A specific mission is trained by using collective tasks in the vertical column for the mission. Based on the proficiency of the unit, training is focused on operational weaknesses.

Collective Tasks		COUNTERMOBILITY	SUSTAIN ENGINEER OPERATIONS	UNIT DEFENSE	FIGHT AS ENGINEERS
<b>Develop Intelligence</b>					
05-1-1389	Identify Topographic Support Requirements	X	X	X	
05-2-0408	Plan and Direct an Engineer Reconnaissance	X			
05-2-0413	Conduct Engineer Intelligence Collection	X	X	X	
05-3-0402.05-R01A	Conduct a Route Classification	X			
05-3-0407	Conduct an Engineer Reconnaissance	X	X		
05-3-0411.05-R01A	Conduct an Obstacle and Restriction Reconnaissance	X			
05-3-0412	Conduct a Technical Reconnaissance	X			
19-3-3105.05-T01A	Process Captured Documents and Equipment		X	X	
71-2-0332.05-T01A	Maintain Operations Security (OPSEC)	X	X	X	
<b>Deploy/Conduct Maneuver</b>					
05-1-0520	Plan Breaching Operations				

Collective Tasks		COUNTERMOBILITY	SUSTAIN ENGINEER OPERATIONS	UNIT DEFENSE	FIGHT AS ENGINEERS
05-1-1200	Fight as Engineers				
05-2-0006	Perform Combat Trail Construction and Clearing	X			
05-2-0025	Report Obstacle Information (Company)	X	X		
05-2-0908	Conduct Quartering Party Operations	X		X	
05-2-1215	Fight as Infantry				
05-3-1232	Secure at a Halt			X	
05-3-7122	React to Contact			X	
07-1-1923.05-T01A	React to Indirect Fire			X	
07-2-1125.05-T01A	Conduct Passage of Lines (Passing/Stationary)	X		X	
07-2-1136.05-T02A	Occupy an Assembly Area (AA)		X	X	
07-2-1301.05-T01A	Conduct a Convoy		X	X	
07-3-1112.05-T01A	React to an Ambush		X	X	
07-3-1123.05-T01A	Conduct a Tactical Road March		X	X	
07-3-1135.05-T01A	Conduct Actions at Danger Areas			X	
07-3-4129.05-T01A	Defend a Battle Position			X	
07-3-C211.05-T01A	Move Tactically			X	
<b>Employ Firepower</b>					
05-1-0200	Coordinate the Integration of Air Defense for Mobility and Countermobility Operations	X			
05-2-0100	Coordinate the Synchronization and Integration of Fire Support (FS)	X	X		
<b>Protect the Force</b>					
03-2-3008.05-T01A	Conduct a Radiological, Chemical, or Biological Reconnaissance or Survey			X	
03-2-C312.05-T01A	Conduct Thorough Decontamination Operations				
03-3-C201.05-T01A	Prepare for Operations under Nuclear, Biological, and Chemical (NBC) Conditions				
03-3-C202.05-T01A	Prepare for a Chemical Attack				



<b>Collective Tasks</b>	<b>COUNTERMOBILITY</b>	<b>SUSTAIN ENGINEER OPERATIONS</b>	<b>UNIT DEFENSE</b>	<b>FIGHT AS ENGINEERS</b>
03-3-C203.05-T01A Respond to a Chemical Attack				
03-3-C205.05-T01A Prepare for a Friendly Nuclear Strike				
03-3-C206.05-T01A Prepare for a Nuclear Attack				
03-3-C208.05-T01A Cross a Radiologically Contaminated Area				
03-3-C209.05-T01A React to Smoke Operations				
03-3-C222.05-T01A Respond to the Residual Effects of a Nuclear Attack				
03-3-C223.05-T01A Respond to the Initial Effects of a Nuclear Attack				
03-3-C224.05-T01A Conduct Operational Decontamination				
03-3-C226.05-T01A Cross a Chemically Contaminated Area				
05-2-0001 Prepare an Obstacle Plan	<b>X</b>			
05-2-0111 Plan Minefield Clearing Operations	<b>X</b>			
05-2-0301 Camouflage Vehicles and Equipment		<b>X</b>	<b>X</b>	
05-2-0508 Plan for Survivability Operations				
05-2-0510 Direct Survivability Construction	<b>X</b>			
05-2-0514 Emplace Tactical Obstacles	<b>X</b>			
05-2-0600 Support a River Crossing Operation				
05-2-0603 Prepare Expedient Fords				
05-2-0911 Defend a Convoy Against a Ground Attack			<b>X</b>	
05-3-0113 Conduct a Self-Extraction From Remotely Delivered Mines		<b>X</b>	<b>X</b>	
05-3-0114 Support Breaching Operations				
05-3-0210 Disable Critical Equipment and Material	<b>X</b>	<b>X</b>	<b>X</b>	
05-3-0303 Construct Wire Obstacles	<b>X</b>		<b>X</b>	
05-3-0904.05-R01A Establish Jobsite Security	<b>X</b>	<b>X</b>	<b>X</b>	
05-5-0302 Prepare Crew-Served Weapons Fighting Positions		<b>X</b>	<b>X</b>	

<b>Collective Tasks</b>	<b>COUNTERMOBILITY</b>	<b>SUSTAIN ENGINEER OPERATIONS</b>	<b>UNIT DEFENSE</b>	<b>FIGHT AS ENGINEERS</b>
07-2-0414.05-T01A Establish a Company Defensive Position			X	
09-2-0337.05-T01A React to Unexploded Ordnance (UXO)		X		
19-3-2204.05-T01A Employ Physical Security Measures		X		
44-1-C220.05-T01A Use Passive Air Defense Measures		X	X	
44-1-C221.05-T01A Take Active Combined Arms Air Defense Measures Against Hostile Aerial Platforms		X	X	
71-2-0326.05-T01A Perform Risk Management Procedures	X	X	X	
<b>Perform CSS and Sustainment</b>				
05-2-0042 Receive and Distribute Throughput Supplies	X	X		
05-2-1024 Conduct Combat Refueling Operations	X	X		
05-2-1068 Coordinate the Location of Class IV and Class V Supply Points	X	X	X	
08-2-0314.05-T01A Treat Unit Casualties (for Units with Medical Treatment Personnel)	X	X		
08-2-R303.05-T01A Conduct Battlefield Stress Reduction and Stress Prevention Procedures	X	X	X	
08-2-R315.05-T01A Perform Field Sanitation Functions		X		
10-2-0317.05-T01A Provide Food Service Support	X	X		
10-2-0318.05-T01A Perform Unit Graves Registration (GRREG) Operations		X		
10-2-0319.05-T01A Receive Airdrop Resupply		X		
10-2-0320.05-T01A Provide Company Supply Support		X		
11-5-0050.05-T01A Operate a Telephone Switch (Manual/SB22/PT)		X		
11-5-0121.05-T01A Provide a Field Cable or Wire System		X		
19-3-3106.05-T01A Handle Enemy Prisoners of War (EPWs)		X	X	
43-2-0001.05-T01A Conduct Unit-Level Maintenance Operations		X		
<b>Exercise Command and Control</b>				

Collective Tasks		COUNTERMOBILITY	SUSTAIN ENGINEER OPERATIONS	UNIT DEFENSE	FIGHT AS ENGINEERS
05-2-0002	Prepare an Engineer Estimate (Company)	X	X		
05-2-0003	Prepare an Engineer Annex	X			
05-2-0064	Establish a Command Post (CP)	X	X	X	
05-2-0300	Integrate Engineer Elements Into the Maneuver Staff	X			
05-2-0314	Integrate Obstacles Into Direct- and Indirect-Fire Plans	X			
05-2-1218	Conduct Report Procedures	X		X	
05-2-7008	Prepare an Operation Order (OPORD) (Company/Platoon)	X		X	
05-3-0300	Integrate Engineer Elements Into the Maneuver Company	X			
05-3-1018.05-R01A	Conduct Troop-Leading Procedures	X	X	X	
11-3-0214.05-T01A	Establish and Operate a Single-Channel Voice Radio Net	X	X	X	
11-5-1102.05-T01A	Install, Operate, and Maintain a Single-Channel, Ground and Airborne Radio System (SINGARS) Frequency Hopping (FH) Net	X	X	X	
12-2-0321.05-T01A	Maintain Company Strength		X		
12-2-0338.05-T01A	Maintain Troop Morale and Combat Capability				

Collective Tasks		FIGHT AS INFANTRY	GENERAL ENGINEERING	MOBILITY	SURVIVABILITY CONSTRUCTION
<b>Develop Intelligence</b>					
05-1-1389	Identify Topographic Support Requirements	X	X	X	X
05-2-0408	Plan and Direct an Engineer Reconnaissance		X	X	X
05-2-0413	Conduct Engineer Intelligence Collection	X	X	X	X
05-3-0402.05-R01A	Conduct a Route Classification	X		X	
05-3-0407	Conduct an Engineer Reconnaissance		X	X	X
05-3-0411.05-R01A	Conduct an Obstacle and Restriction Reconnaissance		X	X	X
05-3-0412	Conduct a Technical Reconnaissance		X	X	X
19-3-3105.05-T01A	Process Captured Documents and Equipment				
71-2-0332.05-T01A	Maintain Operations Security (OPSEC)	X	X	X	X
<b>Deploy/Conduct Maneuver</b>					
05-1-0520	Plan Breaching Operations			X	
05-1-1200	Fight as Engineers				
05-2-0006	Perform Combat Trail Construction and Clearing		X	X	
05-2-0025	Report Obstacle Information (Company)		X	X	
05-2-0908	Conduct Quartering Party Operations			X	
05-2-1215	Fight as Infantry	X			
05-3-1232	Secure at a Halt	X			
05-3-7122	React to Contact	X			
07-1-1923.05-T01A	React to Indirect Fire	X			
07-2-1125.05-T01A	Conduct Passage of Lines (Passing/Stationary)	X			
07-2-1136.05-T02A	Occupy an Assembly Area (AA)	X			
07-2-1301.05-T01A	Conduct a Convoy	X		X	
07-3-1112.05-T01A	React to an Ambush	X			
07-3-1123.05-T01A	Conduct a Tactical Road March	X			
07-3-1135.05-T01A	Conduct Actions at Danger Areas	X			
07-3-4129.05-T01A	Defend a Battle Position	X			
07-3-C211.05-T01A	Move Tactically	X			

Collective Tasks	FIGHT AS INFANTRY	GENERAL ENGINEERING	MOBILITY	SURVIVABILITY CONSTRUCTION
<b>Employ Firepower</b>				
05-1-0200 Coordinate the Integration of Air Defense for Mobility and Countermobility Operations			X	
05-2-0100 Coordinate the Synchronization and Integration of Fire Support (FS)	X	X	X	
<b>Protect the Force</b>				
03-2-3008.05-T01A Conduct a Radiological, Chemical, or Biological Reconnaissance or Survey				
03-2-C312.05-T01A Conduct Thorough Decontamination Operations				
03-3-C201.05-T01A Prepare for Operations under Nuclear, Biological, and Chemical (NBC) Conditions				
03-3-C202.05-T01A Prepare for a Chemical Attack				
03-3-C203.05-T01A Respond to a Chemical Attack				
03-3-C205.05-T01A Prepare for a Friendly Nuclear Strike				
03-3-C206.05-T01A Prepare for a Nuclear Attack				
03-3-C208.05-T01A Cross a Radiologically Contaminated Area				
03-3-C209.05-T01A React to Smoke Operations				
03-3-C222.05-T01A Respond to the Residual Effects of a Nuclear Attack				
03-3-C223.05-T01A Respond to the Initial Effects of a Nuclear Attack				
03-3-C224.05-T01A Conduct Operational Decontamination				
03-3-C226.05-T01A Cross a Chemically Contaminated Area				
05-2-0001 Prepare an Obstacle Plan				
05-2-0111 Plan Minefield Clearing Operations	X		X	X
05-2-0301 Camouflage Vehicles and Equipment				X
05-2-0508 Plan for Survivability Operations				X

Collective Tasks		FIGHT AS INFANTRY	GENERAL ENGINEERING	MOBILITY	SURVIVABILITY CONSTRUCTION
05-2-0510	Direct Survivability Construction		X	X	X
05-2-0514	Emplace Tactical Obstacles				
05-2-0600	Support a River Crossing Operation			X	
05-2-0603	Prepare Expedient Fords		X	X	
05-2-0911	Defend a Convoy Against a Ground Attack	X		X	
05-3-0113	Conduct a Self-Extraction From Remotely Delivered Mines	X		X	
05-3-0114	Support Breaching Operations			X	
05-3-0210	Disable Critical Equipment and Material	X		X	X
05-3-0303	Construct Wire Obstacles				X
05-3-0904.05-R01A	Establish Jobsite Security	X	X	X	X
05-5-0302	Prepare Crew-Served Weapons Fighting Positions	X			
07-2-0414.05-T01A	Establish a Company Defensive Position	X			
09-2-0337.05-T01A	React to Unexploded Ordnance (UXO)				
19-3-2204.05-T01A	Employ Physical Security Measures				
44-1-C220.05-T01A	Use Passive Air Defense Measures				
44-1-C221.05-T01A	Take Active Combined Arms Air Defense Measures Against Hostile Aerial Platforms				
71-2-0326.05-T01A	Perform Risk Management Procedures	X	X	X	X
<b>Perform CSS and Sustainment</b>					
05-2-0042	Receive and Distribute Throughput Supplies			X	X
05-2-1024	Conduct Combat Refueling Operations	X		X	
05-2-1068	Coordinate the Location of Class IV and Class V Supply Points	X	X	X	X
08-2-0314.05-T01A	Treat Unit Casualties (for Units with Medical Treatment Personnel)	X		X	X

<b>Collective Tasks</b>	<b>FIGHT AS INFANTRY</b>	<b>GENERAL ENGINEERING</b>	<b>MOBILITY</b>	<b>SURVIVABILITY CONSTRUCTION</b>
08-2-R303.05-T01A Conduct Battlefield Stress Reduction and Stress Prevention Procedures	X	X	X	
08-2-R315.05-T01A Perform Field Sanitation Functions				
10-2-0317.05-T01A Provide Food Service Support				
10-2-0318.05-T01A Perform Unit Graves Registration (GRREG) Operations				
10-2-0319.05-T01A Receive Airdrop Resupply		X		
10-2-0320.05-T01A Provide Company Supply Support				
11-5-0050.05-T01A Operate a Telephone Switch (Manual/SB22/PT)				
11-5-0121.05-T01A Provide a Field Cable or Wire System				
19-3-3106.05-T01A Handle Enemy Prisoners of War (EPWs)				
43-2-0001.05-T01A Conduct Unit-Level Maintenance Operations				
<b>Exercise Command and Control</b>				
05-2-0002 Prepare an Engineer Estimate (Company)			X	X
05-2-0003 Prepare an Engineer Annex	X	X	X	X
05-2-0064 Establish a Command Post (CP)	X	X	X	X
05-2-0300 Integrate Engineer Elements Into the Maneuver Staff			X	
05-2-0314 Integrate Obstacles Into Direct- and Indirect-Fire Plans			X	
05-2-1218 Conduct Report Procedures	X	X	X	X
05-2-7008 Prepare an Operation Order (OPORD) (Company/Platoon)	X	X	X	X
05-3-0300 Integrate Engineer Elements Into the Maneuver Company			X	
05-3-1018.05-R01A Conduct Troop-Leading Procedures	X	X	X	X
11-3-0214.05-T01A Establish and Operate a Single-Channel Voice Radio Net	X	X	X	X

ARTEP 5-113-35-MTP

Collective Tasks	FIGHT AS INFANTRY	GENERAL ENGINEERING	MOBILITY	SURVIVABILITY CONSTRUCTION
11-5-1102.05-T01A Install, Operate, and Maintain a Single-Channel, Ground and Airborne Radio System (SINGARS) Frequency Hopping (FH) Net	<b>X</b>	<b>X</b>	<b>X</b>	<b>X</b>
12-2-0321.05-T01A Maintain Company Strength				
12-2-0338.05-T01A Maintain Troop Morale and Combat Capability				



Collective Tasks		STABILITY	UNIT SURVIVABILITY
<b>Develop Intelligence</b>			
05-1-1389	Identify Topographic Support Requirements	X	X
05-2-0408	Plan and Direct an Engineer Reconnaissance	X	
05-2-0413	Conduct Engineer Intelligence Collection	X	X
05-3-0402.05-R01A	Conduct a Route Classification		
05-3-0407	Conduct an Engineer Reconnaissance	X	X
05-3-0411.05-R01A	Conduct an Obstacle and Restriction Reconnaissance	X	
05-3-0412	Conduct a Technical Reconnaissance	X	
19-3-3105.05-T01A	Process Captured Documents and Equipment		X
71-2-0332.05-T01A	Maintain Operations Security (OPSEC)	X	X
<b>Deploy/Conduct Maneuver</b>			
05-1-0520	Plan Breaching Operations		
05-1-1200	Fight as Engineers		
05-2-0006	Perform Combat Trail Construction and Clearing	X	
05-2-0025	Report Obstacle Information (Company)		
05-2-0908	Conduct Quartering Party Operations		
05-2-1215	Fight as Infantry		
05-3-1232	Secure at a Halt		
05-3-7122	React to Contact		X
07-1-1923.05-T01A	React to Indirect Fire		X
07-2-1125.05-T01A	Conduct Passage of Lines (Passing/Stationary)		
07-2-1136.05-T02A	Occupy an Assembly Area (AA)		X
07-2-1301.05-T01A	Conduct a Convoy		X
07-3-1112.05-T01A	React to an Ambush		X
07-3-1123.05-T01A	Conduct a Tactical Road March		X
07-3-1135.05-T01A	Conduct Actions at Danger Areas		
07-3-4129.05-T01A	Defend a Battle Position		X
07-3-C211.05-T01A	Move Tactically		X

Collective Tasks		STABILITY	UNIT SURVIVABILITY
<b>Employ Firepower</b>			
05-1-0200	Coordinate the Integration of Air Defense for Mobility and Countermobility Operations		
05-2-0100	Coordinate the Synchronization and Integration of Fire Support (FS)		
<b>Protect the Force</b>			
03-2-3008.05-T01A	Conduct a Radiological, Chemical, or Biological Reconnaissance or Survey		<b>X</b>
03-2-C312.05-T01A	Conduct Thorough Decontamination Operations		<b>X</b>
03-3-C201.05-T01A	Prepare for Operations under Nuclear, Biological, and Chemical (NBC) Conditions		<b>X</b>
03-3-C202.05-T01A	Prepare for a Chemical Attack		<b>X</b>
03-3-C203.05-T01A	Respond to a Chemical Attack		<b>X</b>
03-3-C205.05-T01A	Prepare for a Friendly Nuclear Strike		<b>X</b>
03-3-C206.05-T01A	Prepare for a Nuclear Attack		<b>X</b>
03-3-C208.05-T01A	Cross a Radiologically Contaminated Area		<b>X</b>
03-3-C209.05-T01A	React to Smoke Operations		<b>X</b>
03-3-C222.05-T01A	Respond to the Residual Effects of a Nuclear Attack		<b>X</b>
03-3-C223.05-T01A	Respond to the Initial Effects of a Nuclear Attack		<b>X</b>
03-3-C224.05-T01A	Conduct Operational Decontamination		<b>X</b>
03-3-C226.05-T01A	Cross a Chemically Contaminated Area		<b>X</b>
05-2-0001	Prepare an Obstacle Plan		
05-2-0111	Plan Minefield Clearing Operations	<b>X</b>	
05-2-0301	Camouflage Vehicles and Equipment		<b>X</b>
05-2-0508	Plan for Survivability Operations	<b>X</b>	<b>X</b>

Collective Tasks		STABILITY	UNIT SURVIVABILITY
05-2-0510	Direct Survivability Construction	X	X
05-2-0514	Emplace Tactical Obstacles		
05-2-0600	Support a River Crossing Operation		
05-2-0603	Prepare Expedient Fords		
05-2-0911	Defend a Convoy Against a Ground Attack		X
05-3-0113	Conduct a Self-Extraction From Remotely Delivered Mines		X
05-3-0114	Support Breaching Operations		
05-3-0210	Disable Critical Equipment and Material		X
05-3-0303	Construct Wire Obstacles	X	X
05-3-0904.05-R01A	Establish Jobsite Security	X	X
05-5-0302	Prepare Crew-Served Weapons Fighting Positions		X
07-2-0414.05-T01A	Establish a Company Defensive Position		
09-2-0337.05-T01A	React to Unexploded Ordnance (UXO)		X
19-3-2204.05-T01A	Employ Physical Security Measures		X
44-1-C220.05-T01A	Use Passive Air Defense Measures		X
44-1-C221.05-T01A	Take Active Combined Arms Air Defense Measures Against Hostile Aerial Platforms		X
71-2-0326.05-T01A	Perform Risk Management Procedures	X	X
<b>Perform CSS and Sustainment</b>			
05-2-0042	Receive and Distribute Throughput Supplies		
05-2-1024	Conduct Combat Refueling Operations		
05-2-1068	Coordinate the Location of Class IV and Class V Supply Points	X	X
08-2-0314.05-T01A	Treat Unit Casualties (for Units with Medical Treatment Personnel)		

<b>Collective Tasks</b>	<b>STABILITY</b>	<b>UNIT SURVIVABILITY</b>
08-2-R303.05-T01A Conduct Battlefield Stress Reduction and Stress Prevention Procedures		<b>X</b>
08-2-R315.05-T01A Perform Field Sanitation Functions		<b>X</b>
10-2-0317.05-T01A Provide Food Service Support		
10-2-0318.05-T01A Perform Unit Graves Registration (GRREG) Operations		<b>X</b>
10-2-0319.05-T01A Receive Airdrop Resupply		<b>X</b>
10-2-0320.05-T01A Provide Company Supply Support		
11-5-0050.05-T01A Operate a Telephone Switch (Manual/SB22/PT)		
11-5-0121.05-T01A Provide a Field Cable or Wire System		<b>X</b>
19-3-3106.05-T01A Handle Enemy Prisoners of War (EPWs)		<b>X</b>
43-2-0001.05-T01A Conduct Unit-Level Maintenance Operations		<b>X</b>
<b>Exercise Command and Control</b>		
05-2-0002 Prepare an Engineer Estimate (Company)		
05-2-0003 Prepare an Engineer Annex	<b>X</b>	
05-2-0064 Establish a Command Post (CP)	<b>X</b>	<b>X</b>
05-2-0300 Integrate Engineer Elements Into the Maneuver Staff	<b>X</b>	
05-2-0314 Integrate Obstacles Into Direct- and Indirect-Fire Plans		
05-2-1218 Conduct Report Procedures	<b>X</b>	<b>X</b>
05-2-7008 Prepare an Operation Order (OPORD) (Company/Platoon)	<b>X</b>	<b>X</b>
05-3-0300 Integrate Engineer Elements Into the Maneuver Company	<b>X</b>	
05-3-1018.05-R01A Conduct Troop-Leading Procedures	<b>X</b>	<b>X</b>
11-3-0214.05-T01A Establish and Operate a Single-Channel Voice Radio Net	<b>X</b>	<b>X</b>

Collective Tasks	STABILITY	UNIT SURVIVABILITY
11-5-1102.05-T01A Install, Operate, and Maintain a Single-Channel, Ground and Airborne Radio System (SINCGARS) Frequency Hopping (FH) Net	<b>X</b>	<b>X</b>
12-2-0321.05-T01A Maintain Company Strength		<b>X</b>
12-2-0338.05-T01A Maintain Troop Morale and Combat Capability		<b>X</b>

**Figure 2-2. Collective Task to Missions**



## CHAPTER 3

### Mission Outlines / Training Plans

3-1. General. The mission outline illustrates the relationship between the missions and their support tasks. Each outline provides the trainer with a diagram of the unit's mission, sample FTXs and STXs, and the collective tasks that comprise them.

3-2. Mission Outlines. Since unit training is mission-oriented, the mission outline shows how task training contributes to the unit's ability to perform its missions. The mission outlines, Tables 3-1 through 3-6, provide the commander with a visual outline of his unit's missions in a format that facilitates the planning and management of training.

**Table 3-1. Sample Countermobility Mission Outline**

<b>ENGINEER PLATOON COUNTERMOBILITY</b>	
<b>Task Number</b>	<b>Task Title</b>
03-2-3008.05-T01A	Conduct a Radiological, Chemical, or Biological Reconnaissance or Survey
03-3-C201.05-T01A	Prepare for Operations under Nuclear, Biological, and Chemical (NBC) Conditions
05-3-1018.05-R01A	Conduct Troop-Leading Procedures
05-3-0904.05-R01A	Establish Jobsite Security
05-3-0306	Construct a Tank Ditch
05-3-0307	Construct a Log Obstacle
05-3-0303.05-R01A	Construct Wire Obstacles
07-1-1923.05-T01A	React to Indirect Fire
10-2-0319.05-T01A	Receive Airdrop Resupply
71-2-0326.05-T01A	Perform Risk Management Procedures

**Table 3-2. Sample Fight as Engineers Mission Outline**

<b>ENGINEER PLATOON FIGHT AS ENGINEERS</b>	
<b>Task Number</b>	<b>Task Title</b>
03-3-C203.05-T01A	Respond to a Chemical Attack
03-3-C209.05-T01A	React to Smoke Operations
05-1-1200	Fight as Engineers
07-1-1923.05-T01A	React to Indirect Fire
07-2-0414.05-T01A	Establish a Company Defensive Position

**Table 3-3. Sample General Engineering Mission Outline**

<b>ENGINEER COMPANY GENERAL ENGINEERING</b>	
<b>Task Number</b>	<b>Task Title</b>
05-3-0407	Conduct an Engineer Reconnaissance
05-3-0904	Establish Jobsite Security
05-3-0778	Construct/Repair a Steel Frame Structure
05-3-0611	Construct/Repair a Bridge Abutment
05-3-0313	Construct Revetments
05-2-0726	Conduct Hauling Operations
05-3-0118	Conduct Minesweeping Operations
05-3-0791	Construct/Repair a Water Distribution System
05-3-0792	Install Coupled Pipeline
05-3-0710	Assemble/Install Culverts
05-3-0765	Construct/Repair a Sewerage System
05-3-0784	Construct/Repair Head Walls
05-3-0402	Conduct a Route Reconnaissance
08-2-0314.05-T01A	Treat Casualties
05-3-0209	Clear Obstacles Using Demolitions
05-3-0787	Construct/Repair a Wood Frame Structure
05-3-0789	Construct/Repair a Concrete Structure
05-3-0790	Construct/Repair Electrical Utilities

**Table 3-4. Sample Mobility Mission Outline**

<b>ENGINEER PLATOON MOBILITY</b>	
<b>Task Number</b>	<b>Task Title</b>
03-2-3008.05-T01A	Conduct a Radiological, Chemical, or Biological Reconnaissance or Survey
03-3-C208.05-T01A	Cross a Radiologically-Contaminated Area
05-3-0114	Support Breaching Operations
05-3-0404	Conduct a River-Crossing Site Reconnaissance
05-3-0609	Operate River-Crossing Sites
05-3-0603	Prepare Expedient Fords
05-3-0767	Clear Obstacles with Engineer Equipment

**Table 3-5. Sample Perform Survivability Construction Mission Outline**

<b>ENGINEER PLATOON PERFORM SURVIVABILITY CONSTRUCTION</b>	
<b>Task Number</b>	<b>Task Title</b>
03-3-C202.05-T01A	Prepare for a Chemical Attack
03-3-C205.05-T01A	Prepare for a Friendly Nuclear Strike
03-3-C206.05-T01A	Prepare for a Nuclear Attack
05-3-0306	Construct a Tank Ditch
05-3-0304	Construct Vehicle Fighting Positions
05-3-0305	Construct Vehicle Protective Positions
05-3-0312	Construct Bunkers and Shelters



**Table 3-6. Sample Unit Survivability/Unit Defense Mission Outline**

<b>ENGINEER COMPANY UNIT SURVIVABILITY/UNIT DEFENSE</b>	
<b>Task Number</b>	<b>Task Title</b>
05-3-0913	Secure and Defend the Unit's Position
05-2-0301	Camouflage Vehicles and Equipment
11-5-0121.05-T01A	Provide a Field Cable or Wire System
03-3-C203.05-T01A	Prepare for a Chemical Attack
03-3-C205.05-T01A	Prepare for a Friendly Nuclear Strike
44-1-C220.05-T01A	Use Passive Air Defense Measures
44-1-C221.07-1332	Conduct Active Combined-Arms Air Defense Measures Against Hostile Aircraft
05-3-1043	Exchange Mission-Oriented Protection Posture (MOPP) Gear



## CHAPTER 4

### Training Exercise

4-1. General. Training exercises are used to train and practice the performance of collective tasks. This MTP contains a sample FTX. It is designed to assist in developing, sustaining, and evaluating the unit's mission proficiency. Table 4-1 lists the FTX by exercise number, title, and page number.

**Table 4-1. FTX Exercises**

Exercise Number	Exercise Title	Page
FTX 5-1-E0001	Conduct Mobility Operations	4-1

4-2. Field Training Exercise. The FTX is designed to provide a training method for the unit to train its critical wartime missions. It provides a logical sequence for the performance of the tasks previously trained in the STXs.

4-3. Situational Training Exercise. STXs are short, scenario-driven, mission-oriented tactical exercises used to train a group of closely related collective tasks. The STX provides the information for training the missions that make up the critical wartime mission. The STX--

- a. Provides repetitive training of missions.
- b. Allows the training to focus on identified weaknesses.
- c. Allows the unit to practice the mission STX before conducting a higher-echelon FTX.
- d. Saves time by providing most of the information needed to develop a vehicle for training.

**ENGINEER COMPANY  
FTX  
5-1-E0001  
CONDUCT MOBILITY OPERATIONS**

1. Objective. This sample exercise trains collective, leader, and individual tasks in the company's operation, Conduct Mobility Operations.

2. Interface. This exercise supports the task force's (TF) requirement to conduct combat operations.

3. Training Enhancers.

a. The training matrix in Chapter 2 shows the collective tasks that must be mastered to perform the company mission. Training that will improve its ability to perform its mission are--

(1) Planning, controlling, and coordinating mobility operations. Training may be conducted in garrison and local training areas by one of the following methods:

- (a) Classroom instruction.
- (b) A map exercise (MAPEX) combined with a sand-table exercise.
- (c) A command post exercise (CPX) conducted in garrison.
- (d) A command field exercise (CFX) conducted in a field environment.

(e) A tactical exercise without troops (TEWT).

(f) A communications exercise (COMEX).

(g) Simulations and games.

(2) Establishing an aggressive spirit. An aggressive spirit can be established in a unit and its leaders by engaging in the following activities:

(a) Aggressive unit sports and physical-fitness programs.

(b) Leader and individual confidence courses.

(c) Appropriate training films that have a positive, aggressive effect on the soldiers.

(d) Awareness of the unit's heritage.

b. This exercise begins with the receipt of a warning order (WO) and ends upon the completion of area-damage-control (ADC) activities. Figure 4-1 illustrates the general scenario of the exercise. Table 4-2 is a suggested scenario and Figure 4-2 is the movement order for the scenario.

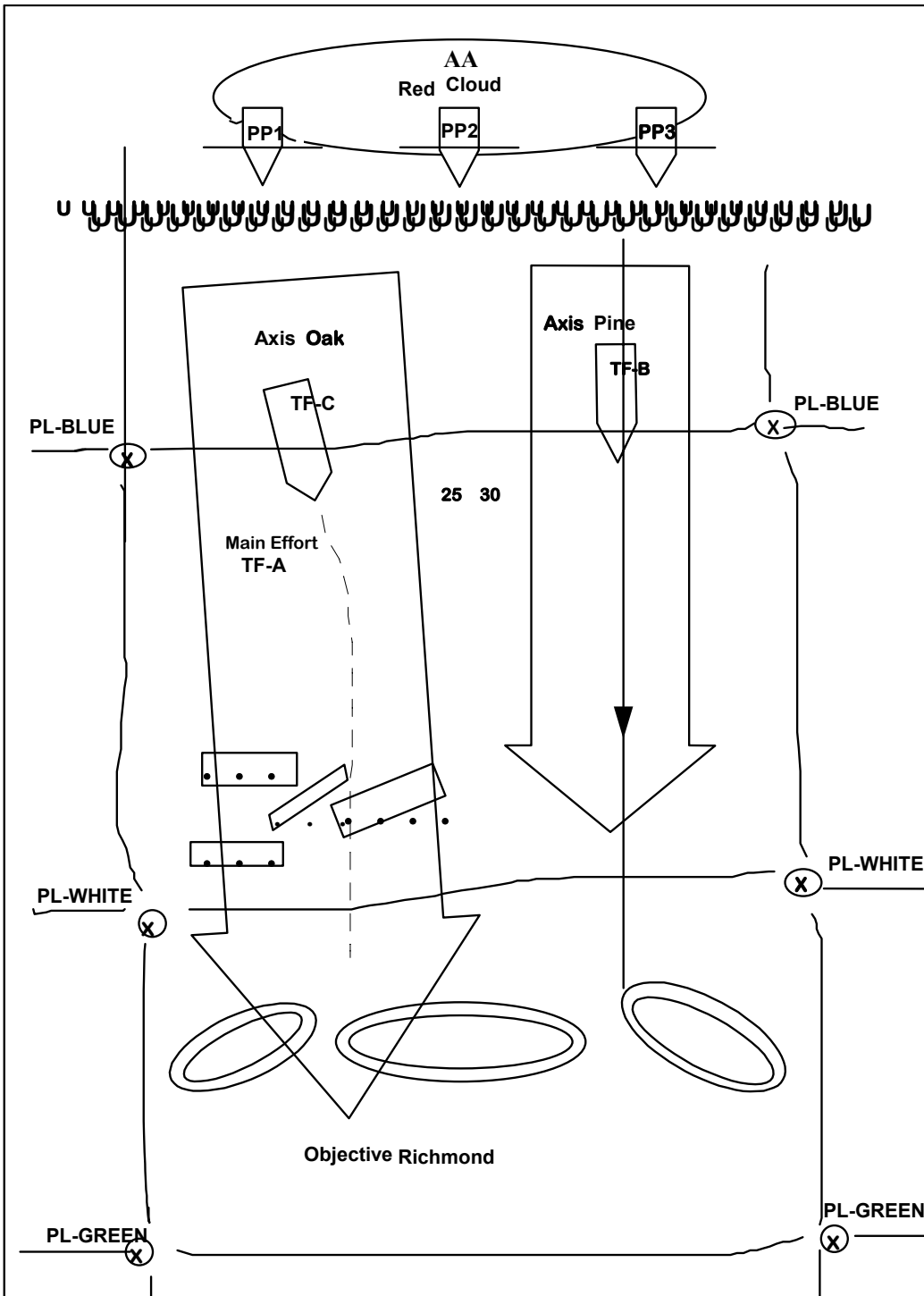


Figure 4-1. General Scenario FTX

**Table 4-2. Sample Suggested Scenario**

<b>Event</b>	<b>Action</b>	<b>Estimated Time</b>
<u>Module 1</u>		
1	Receive a Bridge Warning Order (WO)	15 minutes
2	Receive a Bridge Movement Order	30 minutes
3	Plan and Issue a Movement Order	2.5 hours
4	Conduct a Tactical Road March	6 hours
5	Occupy an Assembly Area (AA)	4 hours
6	Receive a Brigade WO	15 minutes
7	Receive a Brigade OPORD	2 hours
8	Conduct an AAR	1 hour
<u>Module 2</u>		
9	Conduct Precombat Operations	20 hours
	Plan/Direct an Engineer Reconnaissance	8 hours
	Perform an Engineer Battlefield Assessment	4 hours
	Prepare an Engineer Estimate	3 hours
	Prepare an Engineer Annex Hour	1 hour
10	Conduct an AAR	1 hour
<u>Module 3</u>		
11	Monitor the Conduct of the Attack, Coordinate, and Issue Fragmentary Orders (FRAGOs), as appropriate	9.5 hours
<u>Module 4</u>		
12	Move to the AA	4 hours
13	Conduct a Final AAR	2 hours
*	Defend Against an Air Attack	
*	Control Combat Formations	
*	Prepare an OPORD	
*	Camouflage Vehicles and Equipment	
*	Manage Battlefield Stress	
*	Use Passive Air Defense Measures	
*	Perform Preventive-Maintenance Checks and Services (PMCS)	
*	Operate a Net Control Station	
*	Establish and Operate a Single-Channel, Voice Radio Station	
	End Exercise (ENDEX)	
<b>Total time:</b>		<b>69 hours</b>
<b>*NOTE: These tasks are integrated and evaluated throughout the exercise.</b>		

### Movement Order

1. SITUATION. Contact with the enemy has been broken. The enemy has withdrawn to vicinity NK403087. He is being reinforced and is preparing to counterattack. The division is moving to occupy an AA in preparation of combat operations.
2. MISSION. The 25th Brigade moves by tactical road march via route Monroe, commencing 011600 hours to AA vicinity NK 243567. The order of march is TF A, TF B, and TF C. The interval between serials is 30 minutes. Close on AA no later than 011900 hours.
3. EXECUTION.
  - a. Concept of Movement. TF A will be the lead element with assistance of the military police (MP) for traffic control. TF B will follow 30 minutes after TF A. Brigade HQ will follow 30 minutes after TF B. TF C will follow 30 minutes after brigade HQ.
  - b. Tasks to Subordinate Units. The MPs will provide traffic control for the brigade movement.
  - c. Detailed Timings. None
  - d. Coordinating Instructions.
    - (1) Start point (SP) NK243567 at 011600 hours.
    - (2) Route Monroe listing command post (CP).
    - (3) Quarters party is the 25th Battalion.
    - (4) Vehicle markings are according to the unit's SOP.
    - (5) Additional information, as required.
4. SERVICE SUPPORT. Per the unit's SOP.
5. COMMAND AND SIGNAL.
  - a. Command.
  - b. Signal.
    - (1) Current signal operation instructions (SOI) are in effect.
    - (2) Visual signals according to the unit's SOP.

**Figure 4-2. Movement Order**

#### 4. General Situation.

a. Contact with the enemy has been broken. The enemy has withdrawn deep to the rear, is being reinforced, and is preparing to counterattack within 24 hours. The enemy is expected to use nonpersistent nerve agents. Enemy air is expected to be active in the area. The latest intelligence summary (INTSUM) indicates that the enemy may have a company-size strong point in the brigade

sector. Enemy units occupying the combat outpost are half strength. Counterattacking forces are expected to be full strength.

b. This exercise is conducted under all environments during both day and night operations. The company is operating in an arid environment. The company will operate under threat of NBC attacks, ground or air attacks, indirect fire, and electronic warfare (EW).

c. This exercise is conducted under Threat Level I, II, and/or III attacks.

d. The company should be prepared to relocate at least every three to four days.

e. The unit should be prepared to move by echelons while continuing to provide support to the assigned area.

#### 5. Special Situation.

a. The lead TF encounters an unexpected obstacle that prevents bypass. Enemy contact has been made. The brigade commander gives the following FRAGO:

“TFs conduct in-stride breaching operations and continue the attack.”

b. After completing the breaches, the TFs receive fire from an enemy position and encounter complex obstacles that prevent bypass. The attack is stalled. The unit is ordered to move in.

#### 6. Support Requirements.

a. Minimum trainers and observers/controllers (Os/Cs). The battalion commander or the Operations and Training Officer (US Army) (S3) who will be the trainer and the primary evaluator can conduct this task. At least one other O/C is required for each engineer platoon and OPFOR platoon involved in this FTX.

b. Opposing forces.

(1) OPFOR is required for the exercise to simulate Threat Level II and III activities.

(2) OPFOR should have specific missions and be controlled whenever used.

(3) The Multiple Integrated Laser-Engagement System (MILES) can be used, or the trainer and O/C can assess the damage to equipment and personnel casualties.

c. Vehicles and communications. Vehicles and communications equipment organic to the unit are used. Each trainer and O/C needs a vehicle and a radio. Radios are also required for OPFOR vehicles during mounted operations.

d. Maneuver area. Depending on the local training area, an area with a minimum dimension of 15 by 6 kilometers for the hasty attack is desirable. The terrain should offer multiple covered and concealed approaches to the objective area. Using terrain that limits the leader to geographical or "school" solution does not allow an evaluation of the unit's ability to conduct a terrain analysis and to select an appropriate course of action.

e. Consolidated support requirements. Company support requirements can be calculated by adding the total of the requirements for each participating subordinate element. See Table 4-3.



**Table 4-3. Consolidated Support Requirements for FTX 5-1-E0001**

<b>CONSOLIDATED SUPPORT REQUIREMENTS FOR FTX 5-1-E0001</b>			
<b>Ammunition</b>	<b>DODIC</b>	<b>Estimated Basic Load</b>	
5.56 millimeters (mm)	A080	150 rounds per rifle	
7.62 mm	A111	400 rounds per M60	
5.56 mm	A075	250 rounds per squad automatic weapon (SAW)	
Caliber .50	A598	250 rounds per M2	
Antitank Weapon-Effect Simulator System (ATWESS) (AT-4)	L367	15 each per company (inert)	
Hand grenade, body, M69	G811	2 per man	
Hand grenade, fuse (practice)	G878	2 per man	
Simulators, projectile, ground burst	L598	50 per exercise	
Simulator, hand grenade, M116 series	L601	20 per squad (without live demolitions to simulate demolition) or 6 per squad	
<b>Demolitions (See note below.)</b>			
Mine-clearing line charge (MICLIC)		4 per company with 2 reloads	
Bangalore torpedo kit		1 per squad	
Charge, block trinitrotoluene (TNT)		50 per squad	
Modernized demolition initiator (MDI) M11, 12, 13, 14		15 each (total 60) per platoon	
MDI igniters		60 each platoon	
Time fuse		500 feet per platoon	
Satchel charge, M183		30 per platoon	
40-pound shape charge		12 per platoon	
Smoke grenades, white		60 per platoon	
Smoke pot, ground		10 per platoon	
<b>Other Items</b>			
Batteries, BA 200 (6-volt)		50 each	
Batteries, BA 3090 (9-volt)		400 each	
<b>Class IV</b>			
Concertina wire			
Mines			
<b>MILES Equipment</b>	<b>Company</b>	<b>Evaluators</b>	<b>OPFOR</b>
Armored Personnel Carrier (APC)	13		13/4
Caliber .50 system	15		13/4
M240 system	2		
M19 blank firing adapter	15		13/4
M16 system	120		120/28
M60 machine-gun system	13		13/2
Controller guns		8	
Small-arms alignment fixture		2	
<b>NOTE: Ammunition and demolitions are basic loads and should be restocked (according to their use) during the exercise.</b>			

7. Training and Evaluation Outline Sequence. Table 4-4 lists the T&EOs from Chapter 5 that are used to evaluate this FTX.

**Table 4-4. T&EOs Used in Evaluating FTX 5-1-E0001**

<b>Task Title</b>	<b>Task Number</b>
Disseminate Intelligence Information	5-1-70400
Maintain Operations Security	71-3-C0232
Prepare an Obstacle Plan (Company)	5-1-70001
Control a Hasty Gap Crossing	5-1-70500
Plan Breaching Operations	5-1-70520
Camouflage Vehicles and Equipment	5-2-C0301
Prepare for a Chemical Attack	3-2-C0202
Conduct Administrative Operations (Company)	5-1-71008
Perform Unit Maintenance Operations	5-2-71133
Treat Casualties	8-2-R0337
Perform Field Sanitation Measures	8-2-C0315
Evacuate Casualties	8-2-R0316
Provide Food Service Support	10-2-C0317
Provide Company Supply Support	10-2-C0320
Process Personnel and Administrative Action	12-1-C0406
Prepare an Engineer Annex	5-1-70003
Prepare an OPORD	5-1-70008
Control Combat Operations	5-1-70018
Report Obstacle Information	5-1-70025
Report Engineer Information	5-1-70026
Analyze Battlefield Information	5-1-70415
Control Combined-Arms Breaching	5-1-70048
Conduct Troop-Leading Procedures	5-2-71018
Operate a Net Control Station	5-4-70020
Establish Internal Communications	5-4-70024
Establish External Communications	5-4-70028
Establish and Operate a Single-Channel, Voice Radio Net	11-2-C0302
Combat Battlefield Stress	12-1-C0401
Report Casualties	12-1-C0403
Conduct Replacement Operations	12-1-C0405

## CHAPTER 5

### Training and Evaluation Outlines (T&EOs)

5-1. General. This chapter contains the T&EOs for the unit. T&EOs are the foundation of the MTP and the collective training of the unit. T&EOs are training objectives (task, conditions, and standards) for the collective tasks that support critical wartime operations. The unit must master designated collective tasks to perform its critical wartime operations. T&EOs may be trained separately, in an STX, in an FTX, or in live-fire exercises. For collective live-fire standards, the trainer needs to refer to the applicable gunnery manual for the appropriate course of fire. Those standards and courses of fire need to be integrated into the training exercise.

5-2. Structure. The T&EOs in this chapter are listed in Table 5-1. The mission-to-collective task matrix in Chapter 2 lists the T&EOs required to train the critical wartime missions according to their specific BOS.

5-3. Format. The T&EOs are prepared for every collective task that supports critical wartime operation accomplishment. Each T&EO contains the following items:

- a. Element. This identifies the unit or unit element(s) that perform the task.
- b. Task. This describes the action to be performed by the unit, and provides the task number.
- c. References. These are in parenthesis following the task number. The reference that contains the most information (primary reference) about the task is listed first and underlined. If there is only one reference, it is not underlined.
- d. Iteration. This is used to identify how many times the task is performed and evaluated during training. The "M" identifies when the task is performed in mission-oriented protection posture (MOPP) 4.
- e. Commander or Leader Assessment. The unit's leadership uses this to assess the proficiency of the unit in performing the task to standard. Assessments are subjective in nature. Therefore, use all available evaluation data and subunit-leader input to develop an assessment of the organization's overall capability to accomplish the task. Use the ratings listed below.
  - (1) T - Trained. The unit is trained and has demonstrated its proficiency in accomplishing the task to wartime standards.
  - (2) P - Needs practice. The unit needs to practice the task. Performance has demonstrated that the unit does not achieve the task to standard without some difficulty or has failed to perform some task steps to standard.
  - (3) U - Untrained. The unit cannot demonstrate an ability to achieve wartime proficiency.
- f. Task Conditions. This describes the situation or environment in which the unit is to do the collective task.
- g. Task Standards.
  - (1) The task standard states the performance criteria that a unit must achieve to successfully execute the task. This overall standard should be the focus of training and should be understood by every soldier.
  - (2) The trainer or evaluator determines the unit's training status using performance observation measurements (where applicable) and his judgment. The unit must be evaluated in the context of the METT-TC conditions. The conditions should be as similar as possible for all evaluated elements. This will establish a common base line for unit performance.

h. Task Steps and Performance Measures. This is a list of actions that are required to complete the task. These actions are stated in terms of observable performance for evaluating training proficiency. The task steps are arranged sequentially along with supporting individual task and their references. An asterisk (\*) to the left of the step number indicates the leader tasks within each T&EO. Under each task step are listed the performance measures that must be accomplished to correctly perform the task step. If the unit fails to correctly perform one of these task steps to standard, it has failed to achieve the overall task standard.

i. GO/NO-GO Column. This column is provided for annotating the platoon’s performance of the task steps. Evaluate each performance measure for a task step and place an X in the appropriate column. A major portion of the performance measures must be marked a GO for the task step to be successfully performed.

j. Task Performance/Evaluation Summary Block. This block provides the trainer with a means of recording the total number of task steps and performance measures evaluated and those evaluated as GO. It also provides the evaluator with a means to rate the unit’s demonstrated performance as a GO or NO-GO. It also provides the leader with a historical record for five training iterations.

k. Supporting Individual Tasks. This is a listing of all supporting individual tasks required to correctly perform the task. The reference number, tasks number, and task title for each individual task are listed.

l. OPFOR Tasks. These standards specify overall OPFOR performance for each collective task. The standards ensure that the OPFOR soldiers accomplish meaningful training and force the training unit to perform its task to standard or “lose“ to the OPFOR. The OPFOR standards specify what must be accomplished—not how it must be accomplished. The OPFOR must always attain its task standards, using tactics consistent with the type of enemy they are portraying.

5-4. Usage. The T&EOs can be used to train or evaluate a single task. Several T&EOs can be used to train or evaluate a group of tasks such as an STX or FTX.

**Develop Intelligence**

Identify Topographic Support Requirements (05-1-1389)..... 5-5  
 Plan and Direct an Engineer Reconnaissance (05-2-0408)..... 5-12  
 Conduct Engineer Intelligence Collection (05-2-0413)..... 5-20  
 Conduct a Route Classification (05-3-0402.05-R01A)..... 5-30  
 Conduct an Engineer Reconnaissance (05-3-0407)..... 5-40  
 Conduct an Obstacle and Restriction Reconnaissance (05-3-0411.05-R01A)..... 5-49  
 Conduct a Technical Reconnaissance (05-3-0412)..... 5-58  
 Process Captured Documents and Equipment (19-3-3105.05-T01A)..... 5-68  
 Maintain Operations Security (OPSEC) (71-2-0332.05-T01A)..... 5-74

**Deploy/Conduct Maneuver**

Plan Breaching Operations (05-1-0520)..... 5-81  
 Fight as Engineers (05-1-1200)..... 5-90  
 Perform Combat Trail Construction and Clearing (05-2-0006)..... 5-105  
 Report Obstacle Information (Company) (05-2-0025)..... 5-112  
 Conduct Quartering Party Operations (05-2-0908)..... 5-120  
 Fight as Infantry (05-2-1215)..... 5-137  
 Secure at a Halt (05-3-1232)..... 5-149  
 React to Contact (05-3-7122)..... 5-156  
 React to Indirect Fire (07-1-1923.05-T01A)..... 5-163  
 Conduct Passage of Lines (Passing/Stationary) (07-2-1125.05-T01A)..... 5-170  
 Occupy an Assembly Area (AA) (07-2-1136.05-T02A)..... 5-179  
 Conduct a Convoy (07-2-1301.05-T01A)..... 5-187

React to an Ambush (07-3-1112.05-T01A) .....	5-196
Conduct a Tactical Road March (07-3-1123.05-T01A).....	5-204
Conduct Actions at Danger Areas (07-3-1135.05-T01A).....	5-212
Defend a Battle Position (07-3-4129.05-T01A) .....	5-219
Move Tactically (07-3-C211.05-T01A).....	5-226

### **Employ Firepower**

Coordinate the Integration of Air Defense for Mobility and Countermobility Operations (05-1-0200).....	5-234
Coordinate the Synchronization and Integration of Fire Support (FS) (05-2-0100) .....	5-241

### **Protect the Force**

Conduct a Radiological, Chemical, or Biological Reconnaissance or Survey (03-2-3008.05-T01A) .....	5-248
Conduct Thorough Decontamination Operations (03-2-C312.05-T01A).....	5-255
Prepare for Operations under Nuclear, Biological, and Chemical (NBC) Conditions (03-3-C201.05-T01A) .....	5-264
Prepare for a Chemical Attack (03-3-C202.05-T01A) .....	5-271
Respond to a Chemical Attack (03-3-C203.05-T01A).....	5-278
Prepare for a Friendly Nuclear Strike (03-3-C205.05-T01A).....	5-285
Prepare for a Nuclear Attack (03-3-C206.05-T01A).....	5-291
Cross a Radiologically Contaminated Area (03-3-C208.05-T01A).....	5-297
React to Smoke Operations (03-3-C209.05-T01A) .....	5-304
Respond to the Residual Effects of a Nuclear Attack (03-3-C222.05-T01A) .....	5-311
Respond to the Initial Effects of a Nuclear Attack (03-3-C223.05-T01A).....	5-317
Conduct Operational Decontamination (03-3-C224.05-T01A) .....	5-324
Cross a Chemically Contaminated Area (03-3-C226.05-T01A) .....	5-332
Prepare an Obstacle Plan (05-2-0001).....	5-338
Plan Minefield Clearing Operations (05-2-0111) .....	5-354
Camouflage Vehicles and Equipment (05-2-0301).....	5-364
Plan for Survivability Operations (05-2-0508).....	5-371
Direct Survivability Construction (05-2-0510).....	5-377
Emplace Tactical Obstacles (05-2-0514).....	5-383
Support a River Crossing Operation (05-2-0600).....	5-390
Prepare Expedient Fords (05-2-0603).....	5-399
Defend a Convoy Against a Ground Attack (05-2-0911).....	5-407
Conduct a Self-Extraction From Remotely Delivered Mines (05-3-0113) .....	5-420
Support Breaching Operations (05-3-0114) .....	5-429
Disable Critical Equipment and Material (05-3-0210).....	5-438
Construct Wire Obstacles (05-3-0303).....	5-445
Establish Jobsite Security (05-3-0904.05-R01A).....	5-455
Prepare Crew-Served Weapons Fighting Positions (05-5-0302) .....	5-467
Establish a Company Defensive Position (07-2-0414.05-T01A).....	5-476
React to Unexploded Ordnance (UXO) (09-2-0337.05-T01A) .....	5-492
Employ Physical Security Measures (19-3-2204.05-T01A).....	5-499
Use Passive Air Defense Measures (44-1-C220.05-T01A).....	5-505
Take Active Combined Arms Air Defense Measures Against Hostile Aerial Platforms (44-1-C221.05-T01A) .....	5-512
Perform Risk Management Procedures (71-2-0326.05-T01A).....	5-520

### **Perform CSS and Sustainment**

Receive and Distribute Throughput Supplies (05-2-0042) .....	5-527
Conduct Combat Refueling Operations (05-2-1024).....	5-534
Coordinate the Location of Class IV and Class V Supply Points (05-2-1068).....	5-541
Treat Unit Casualties (for Units with Medical Treatment Personnel) (08-2-0314.05-T01A).....	5-549
Conduct Battlefield Stress Reduction and Stress Prevention Procedures (08-2-R303.05-T01A) .....	5-559

Perform Field Sanitation Functions (08-2-R315.05-T01A) .....	5-566
Provide Food Service Support (10-2-0317.05-T01A).....	5-573
Perform Unit Graves Registration (GRREG) Operations (10-2-0318.05-T01A).....	5-581
Receive Airdrop Resupply (10-2-0319.05-T01A) .....	5-588
Provide Company Supply Support (10-2-0320.05-T01A).....	5-595
Operate a Telephone Switch (Manual/SB22/PT) (11-5-0050.05-T01A).....	5-602
Provide a Field Cable or Wire System (11-5-0121.05-T01A).....	5-609
Handle Enemy Prisoners of War (EPWs) (19-3-3106.05-T01A).....	5-616
Conduct Unit-Level Maintenance Operations (43-2-0001.05-T01A).....	5-623
<b>Exercise Command and Control</b>	
Prepare an Engineer Estimate (Company) (05-2-0002).....	5-631
Prepare an Engineer Annex (05-2-0003).....	5-646
Establish a Command Post (CP) (05-2-0064).....	5-655
Integrate Engineer Elements Into the Maneuver Staff (05-2-0300).....	5-662
Integrate Obstacles Into Direct- and Indirect-Fire Plans (05-2-0314).....	5-670
Conduct Report Procedures (05-2-1218) .....	5-678
Prepare an Operation Order (OPORD) (Company/Platoon) (05-2-7008) .....	5-686
Integrate Engineer Elements Into the Maneuver Company (05-3-0300).....	5-694
Conduct Troop-Leading Procedures (05-3-1018.05-R01A) .....	5-700
Establish and Operate a Single-Channel Voice Radio Net (11-3-0214.05-T01A) .....	5-711
Install, Operate, and Maintain a Single-Channel, Ground and Airborne Radio System (SINCGARS) Frequency Hopping (FH) Net (11-5-1102.05-T01A) .....	5-718
Maintain Company Strength (12-2-0321.05-T01A) .....	5-726
Maintain Troop Morale and Combat Capability (12-2-0338.05-T01A) .....	5-733

**Figure 5-1. List of T&EOs**

**ELEMENTS:** Company  
 Company Headquarters  
 Regimental Engineer Section

**TASK:** Identify Topographic Support Requirements (05-1-1389)  
 (FM 34-130) (FM 34-2) (FM 34-3)

**ITERATION:** 1 2 3 4 5 M (Circle)  
**COMMANDER/LEADER ASSESSMENT:** T P U (Circle)

**CONDITIONS:** The staff conducts continuous tactical operations during the development and implementation of an engineer intelligence collection plan. Digital units have performed functionality checks, and systems are operational. Some iterations of this task should be performed in MOPP4.

**TASK STANDARDS:** Identify the needs for standard and nonstandard topographic products that will support the intelligence preparation of the battlefield (IPB) process, satisfy questions raised in the priority intelligence requirements (PIR), and complete the intelligence annex to the operation order (OPORD) or the operation plan (OPLAN) in the time outlined in the commander's guidance. Digital units send and receive reports, perform Digital Topographic Support System (DTSS) functions, and send and receive reports using frequency-modulated (FM) or digital means. The time required to perform this task is increased when conducting it in mission-oriented protection posture (MOPP) 4.

TASK STEPS AND PERFORMANCE MEASURES	GO	NO-GO
<p>* 1. The staff identifies the commander's intelligence requirements.</p> <ul style="list-style-type: none"> <li>a. Received the commander's planning guidance and concept of operations after receiving the mission from higher headquarters (HQ).</li> <li>b. Developed and prioritized the essential elements of information (EEI) and PIR.                             <ul style="list-style-type: none"> <li>(1) Developed the PIR in the form of a question or statement.</li> <li>(2) Prepared the EEI to answer the PIR. The EEI included but was not limited to,--                                     <ul style="list-style-type: none"> <li>(a) Friendly engineer capabilities.</li> <li>(b) Enemy engineer capabilities.</li> <li>(c) Enemy conventional and scatterable minefield locations.</li> <li>(d) Contaminated areas.</li> <li>(e) Engineer resources.</li> <li>(f) Electricity; gas; water; and petroleum, oils, lubricants (POL) resources.</li> </ul> </li> </ul> </li> </ul> <p>NOTE: The following products are provided by the topographic element: terrain, waterways/drainage, ports and harbors, roads (including military load classification [MLC]), railroads, trafficability, airfields, natural and manmade obstacles, and built-up areas.</p> <p>* 2. The staff develops a collection plan.</p> <ul style="list-style-type: none"> <li>a. Determined the PIR.                             <ul style="list-style-type: none"> <li>(1) Reviewed the commander's guidance and intent.</li> <li>(2) Considered the current situation.</li> <li>(3) Considered the mission.</li> </ul> </li> <li>b. Identified the EEI needed to answer the PIR.</li> <li>c. Implemented the collection strategy.                             <ul style="list-style-type: none"> <li>(1) Assessed the current database.</li> </ul> </li> </ul> <p>NOTE: Digital units request DTSS products.</p> <ul style="list-style-type: none"> <li>(a) Reviewed the maps, charts, and imagery.</li> </ul>		

TASK STEPS AND PERFORMANCE MEASURES	GO	NO-GO
( b) Checked the analysis, reports, and IPB products. (2) Requested products that answered the PIR questions and fulfilled mission directives and the commander's intent in order to fill gaps in the database.		

TASK PERFORMANCE / EVALUATION SUMMARY BLOCK							
ITERATION	1	2	3	4	5	M	TOTAL
TOTAL TASK STEPS EVALUATED							
TOTAL TASK STEPS "GO"							
TRAINING STATUS "GO"/"NO-GO"							

"\*" indicates a leader task step.

**SUPPORTING INDIVIDUAL TASKS: NONE**

**SUPPORTING COLLECTIVE TASKS**

Task Number	Task Title	References
05-1-1391	Request a Standard Topographic Product	ARTEP 5-335-60-MTP ARTEP 5-335-66-MTP ARTEP 5-402-33-MTP ARTEP 5-402-68-MTP ARTEP 5-412-68-MTP ARTEP 5-412-69-MTP ARTEP 5-435-66-MTP ARTEP 5-435-67-MTP ARTEP 5-437-10-MTP ARTEP 5-437-11-MTP ARTEP 5-437-36-MTP ARTEP 5-437-38-MTP

**OPFOR TASKS AND STANDARDS**

**TASK:** Conduct Terrorist and Saboteur Attacks (5-OPFOR-0005)

**CONDITION:** The opposing forces (OPFOR) element dispatches small teams into the enemy's rear area to disrupt combat service support (CSS) operations.

**STANDARD:** The enemy sustains disrupted command and control (C2), destroyed equipment and supplies, and light casualties. 1. Locates rear support bases and C2 facilities. 2. Delays and disrupts CSS operations through probes. 3. Infiltrates CSS bases to conduct sabotage and terrorist activities. 4. Inflicts light casualties. 5. Destroys supplies and equipment.

**TASK:** Gather Intelligence (5-OPFOR-0011)

**CONDITION:** The opposing forces (OPFOR) small element, operating in the rear area, is planning attacks on enemy bases. Information is needed to complete the plans.



**STANDARD:** The OPFOR element infiltrates, gathers intelligence information, and submits its findings to the command. 1. Identifies all priority intelligence requirements (PIR) and other intelligence requirements. 2. Passes through any outpost, defensive wire, or warning devices undetected. 3. Moves to an observation point that offers cover and concealment and is clear enough to gather PIR and other intelligence requirements. 4. Gathers all PIR and other intelligence requirements. 5. Withdraws from the area undetected. 6. Reports all information to the OPFOR headquarters (HQ).

**TASK:** Conduct Sniper Operations (5-OPFOR-0006)

**CONDITION:** The opposing forces (OPFOR) element has assigned snipers (regular or irregular elements) in the enemy's rear area along the main supply route (MSR) and near support sites.

**STANDARD:** The OPFOR element kills or wounds targets. 1. Sets up a well-concealed location. 2. Engages vehicle drivers or personnel on foot with short bursts of semiautomatic fire. 3. Kills or wounds selected targets. 4. Prevents the position from being discovered by enemy forces. 5. Evacuates the area without being spotted. 6. Reports all specified priority intelligence requirements (PIR) and other intelligence requirements to the OPFOR headquarters (HQ).

**TASK:** Disrupt Movement (5-OPFOR-0014)

**CONDITION:** The enemy is expected to move through the opposing forces (OPFOR) element's area of operations. The OPFOR element has received an operation order (OPORD) or fragmentary order (FRAGO) to disrupt enemy movement. The enemy has the capability to defend with direct fire and antiarmor weapons.

**STANDARD:** The OPFOR element delays enemy movement. 1. Delays the element. 2. Forces the element to deviate from its route. 3. Prevents the element from reaching its destination. 4. Surprises the element's main body.

**TASK:** Defeat Obstacles (5-OPFOR-0009)

**CONDITION:** The opposing forces (OPFOR) element encounters an obstacle that blocks the avenue of approach as it advances upon the enemy forces.

**STANDARD:** The OPFOR element bypasses or breaches the enemy obstacle. 1. Detects the obstacle before halting its main body. 2. Defeats the obstacle. a. Bypasses the obstacle without entering the engagement areas. b. Breaches the obstacle within 45 minutes and passes its entire force through the obstacle. 3. Does not incur degradation to the point that the mission must be discontinued.

**TASK:** Conduct an Attack (5-OPFOR-0008)

**CONDITION:** The enemy is conducting tactical operations. The opposing forces (OPFOR) element receives orders to attack the enemy, the area of occupation, or the main supply route (MSR) with smoke.

**STANDARD:** The OPFOR element disrupts the enemy's movement and smoke operations. 1. Determines the delivery method of the smoke attack. 2. Locates the target. 3. Delivers the smoke attack downwind. 4. Attacks the enemy with smoke, and surge attacks when the enemy responds to the smoke.

**TASK:** Disrupt a Route Reconnaissance (5-OPFOR-0021)

**CONDITION:** The enemy is conducting a route reconnaissance. The opposing forces (OPFOR) element is positioned along the enemy's route.

**STANDARD:** The OPFOR element attempts to disrupt a squad/section conducting a route reconnaissance. 1. Prevents the unit from meeting its specified time schedule. 2. Forces the unit to deviate from its specified route. 3. Prevents the unit from reaching its assigned destination. 4. Surprises the squad/section. 5. Inflicts casualties on the unit.

**TASK:** Disrupt a Net Control Station (NCS) (5-OPFOR-0019)

**CONDITION:** The enemy has established a NCS. The opposing forces (OPFOR) element has radio and jamming equipment.

**STANDARD:** The OPFOR element attempts to disrupt an NCS. 1. Attempts to locate the radio frequency that the unit is operating on. 2. Attempts to enter the radio net. 3. Attempts to issue "bogus" orders to a unit on the net. 4. Jams the radio frequency and forces the unit to go to an alternate frequency.

**TASK:** Disrupt Construction of Vehicle Fighting Positions (5-OPFOR-0020)

**CONDITION:** The opposing forces (OPFOR) element has located the enemy. The priority intelligence requirements (PIR) and other intelligence obtained by OPFOR patrols indicate the enemy is constructing vehicle fighting positions within its defensive area. The OPFOR element has automatic and antiarmor weapons and light mortars.

**STANDARD:** The OPFOR element attempts to disrupt the enemy's efforts to establish vehicle fighting positions. 1. Locates the defensive area. 2. Surprises the main body. 3. Penetrates the defensive area with squad-size probes. 4. Inflicts casualties on the unit. 5. Destroys vehicles. 6. Disrupts the unit's preparations (prevents or delays beyond the unit's allotted time).

**TASK:** Conduct an Aerial Reconnaissance (5-OPFOR-0010)

**CONDITION:** The opposing forces (OPFOR) headquarters (HQ) element requires intelligence on the locations and identification of enemy elements. An aircraft is dispatched to take photographs and make a visual inspection of the enemy rear area.

**STANDARD:** The OPFOR element gathers photograph intelligence of the enemy. 1. Photographs the assigned sectors. 2. Makes quick visual checks where the ceiling is low. 3. Locates enemy positions in the area, particularly support and storage bases, and command and control (C2) facilities. 4. Sustains no loss of aircraft. 5. Reports priority intelligence requirements (PIR) and other information requirements to the OPFOR HQ.

**TASK:** Disrupt Defensive Preparations (5-OPFOR-0018)

**CONDITION:** The opposing forces (OPFOR) element has located the enemy. Priority intelligence requirements (PIR) and other intelligence requirements obtained by OPFOR patrols indicate that the enemy elements are establishing defensive positions. The OPFOR element has automatic and antiarmor weapons and light mortars.

**STANDARD:** The OPFOR element disrupts and delays the enemy's defensive preparations. 1. Locates and penetrates the enemy's security system. 2. Forces the enemy to delay defensive preparations. 3. Disrupts the enemy's obstacle preparations.

**TASK:** Disrupt Quarters Party Operations (5-OPFOR-0017)

**CONDITION:** The enemy is conducting quarters party operations. It has established an assembly area (AA) but has not moved in the main body.

**STANDARD:** The opposing forces (OPFOR) element attempts to disrupt quartering party operations and infiltrate the enemy's AA. 1. Locates the quartering party and the AA. 2. Surprises the main body. 3. Penetrates the AA with squad-size probes. 4. Inflicts personnel casualties and vehicle damage. 5. Disrupts the unit's preparations (prevents or delays beyond the unit's allotted time).

**TASK:** Disrupt Enemy Movement and Operations Using Tactical Nuclear Weapons (5-OPFOR-0016)

**CONDITION:** The opposing forces (OPFOR) element has located the enemy. Priority intelligence requirements (PIR) and other intelligence requirements have been obtained by OPFOR patrols. Tactical nuclear weapons are employed against key locations in the rear area.

**STANDARD:** The OPFOR element disrupts enemy movement and operations. 1. Disrupts or delays the movement of the enemy's equipment and supplies to the forward areas. 2. Destroys enemy equipment and supplies. 3. Inflicts a high rate of nuclear casualties among the enemy forces. 4. Denies the enemy the use of specified areas. 5. Contaminates the enemy's equipment and supplies.

**TASK:** Disrupt Assembly Area (AA) Activities (5-OPFOR-0013)

**CONDITION:** Intelligence reports indicate that platoon- and company-size enemy units are operating in the opposing forces (OPFOR) area of operations. Enemy units can defend from AAs with direct fire, antiarmor weapons, and indirect fire. The enemy has close air support (CAS) and nuclear, biological, and chemical (NBC) capabilities.

**STANDARD:** The OPFOR element locates and disrupts the enemy's AA activities. 1. Locates the element's AA. 2. Probes the AA with squad- or team-size elements. 3. Inflicts more than 5 percent casualties on the element. 4. Disrupts the element's preparations (prevents or delays beyond the element's allotted time).

**TASK:** Disrupt Enemy Movement and Operations Using Persistent and Nonpersistent Chemical Weapons (5-OPFOR-0015)

**CONDITION:** The opposing forces (OPFOR) element has located the enemy. Priority intelligence requirements (PIR) and other intelligence requirements have been obtained by OPFOR patrols. The OPFOR units deliver chemical agents, by means of conventional artillery weapons or aircraft, along selected supply routes and key bases in the rear area.

**STANDARD:** The OPFOR element disrupts enemy movement and operations using persistent and nonpersistent chemical weapons. 1. Delivers chemical agents in low and densely wooded areas. 2. Delays the movement of enemy supplies and equipment to the forward areas. 3. Restricts the movement of the enemy units in the rear area. 4. Channels the movement of enemy units into predesignated ambush areas. 5. Contaminates enemy supplies and equipment. 6. Inflicts a high rate of casualties on enemy forces.

**TASK:** Counter Passage of Lines (5-OPFOR-0012)

**CONDITION:** Enemy forces are in defensive positions, but they are expected to attempt passage-of-lines operations. The opposing forces (OPFOR) received orders to disrupt enemy passage-of-lines operations.

**STANDARD:** The OPFOR element delays or prevents enemy passage of lines. 1. Delays the passage. 2. Prevents the company from moving all personnel through the stationary unit. 3. Engages the main body of either the moving or the stationary unit.

**TASK:** Conduct a Raid (5-OPFOR-0004)

**CONDITION:** The opposing forces (OPFOR) element has occupied an objective rally point and has orders to conduct a raid on a combat service support (CSS) base.

**STANDARD:** The OPFOR element infiltrates the enemy's base and destroys all of the targets. 1. Surprises the enemy forces. 2. Assaults the support base and accomplishes the assigned tasks. 3. Destroys the specified equipment and supplies. 4. Avoids being decisively engaged. 5. Withdraws all personnel from the objective areas within the time prescribed. 6. Obtains all priority intelligence requirements (PIR) from the raid site. 7. Sustains only light casualties from enemy fire.

**TASK:** Defend a Minefield (5-OPFOR-0023)

**CONDITION:** The enemy is conducting a minefield sweeping operation. The opposing forces (OPFOR) element has a minefield placed in the enemy's path. The minefield is under constant observation and fire.

**STANDARD:** The OPFOR element defends a minefield against an enemy element conducting a minefield sweeping operation. 1. Prevents the unit from detecting the obstacle. 2. Disrupts the minefield sweeping operation. 3. Prevents the unit from conducting the minefield sweeping operation, prevents the unit from moving all personnel through the breach, or delays the completion of the minefield sweeping operation for more than 45 minutes.

**TASK:** Conduct Air Attacks (5-OPFOR-0002)

**CONDITION:** The opposing forces (OPFOR) element in the rear area has forwarded the positions of the enemy support sites or the locations of moving elements. The OPFOR aircraft have been dispatched to attack enemy installations or convoys.

**STANDARD:** The OPFOR element attempts to delay, disrupt, or damage the enemy targets by air. 1. Locates the target (support sites or convoys). 2. Makes attack runs on the designated targets. 3. Inflicts heavy damage to the selected target. 4. Sustains no loss of aircraft. 5. Delays moving the force for more than one hour.

**TASK:** Surrender to the Capturing Unit on the Battlefield (5-OPFOR-0024)

**CONDITION:** The enemy has captured the opposing forces (OPFOR) element's soldiers, documents, and equipment sensitive to the OPFOR tactical operations.

**STANDARD:** The OPFOR soldiers retain or destroy documents and equipment. The OPFOR element surrenders documents and equipment of no tactical use to the enemy and attempts to conceal or destroy items of tactical value. The OPFOR element attempts escape and evasion. 1. Prevents the successful capture of documents and equipment. 2. Destroys documents and equipment. 3. Removes identifying markings from equipment. 4. Removes unit-identifying insignia. 5. Provides misleading information. 6. Plans an escape. 7. Delays movement to the nearest collection point. 8. Prevents safeguarding of enemy prisoners of war (EPWs) in order to cause embarrassment to the United States (US).

**TASK:** Attack (5-OPFOR-0001)

**CONDITION:** The opposing forces (OPFOR) element has located the enemy. The priority intelligence requirements (PIR) and other intelligence requirements have been obtained by OPFOR patrols. The OPFOR element has automatic and antiarmor weapons and light mortars.

**STANDARD:** The OPFOR element attempts to seize the terrain, vehicles, or equipment. 1. Develops an attack plan. 2. Surprises the enemy unit's main body. 3. Initiates the attack using a scheme of maneuver that exploits the enemy's flanks, gaps, and weaknesses. 4. Uses covered and concealed routes to approach the enemy forces' flanks, gaps, or weakly held areas. 5. Employs indirect fire to support the attack. 6. Penetrates enemy defenses. 7. Destroys equipment and supplies. 8. Inflicts heavy casualties. 9. Isolates the combat service support (CSS) base by blocking reinforcements. 10. Forces enemy units to displace. 11. Avoids being fixed in one position. 12. Withdraws before the CSS base is reinforced with tactical combat forces.

**TASK:** Disrupt an Engineer Reconnaissance (5-OPFOR-0022)

**CONDITION:** The enemy is conducting an engineer reconnaissance. The opposing forces (OPFOR) element is positioned along the enemy's route.

**STANDARD:** The OPFOR element disrupts an engineer reconnaissance. 1. Prevents the unit from meeting its specified time schedule. 2. Forces the unit to deviate from its specified route. 3. Prevents the unit from accomplishing its assigned engineer reconnaissance. 4. Surprises the unit conducting the reconnaissance.

**TASK:** Conduct an Ambush (5-OPFOR-0007)

**CONDITION:** The enemy is moving in a convoy. The opposing forces (OPFOR) element is positioned along the enemy's route.

**STANDARD:** The OPFOR element inflicts casualties on the enemy and causes vehicle and equipment damage. 1. Prepares an ambush site before the element arrives. 2. Surprises march element forces. 3. Inflicts heavy casualties within the designated kill zone. 4. Inflicts heavy damage to vehicles and equipment within the designated kill zone. 5. Delays the march element from reaching a specified destination for a specified period of time. 6. Withdraws on order. 7. Sustains no casualties. 8. Reports actions to superiors.

**TASK:** Maintain Contact (5-OPFOR-0003)

**CONDITION:** The opposing forces (OPFOR) element is engaged with enemy base defense forces. The enemy forces are withdrawing under pressure.

**STANDARD:** The OPFOR element maintains enemy contact while the enemy withdraws. 1. Engages the enemy forces decisively. 2. Advances the OPFOR as the enemy forces withdraw. 3. Inflicts heavy casualties. 4. Captures the members of the enemy force. 5. Captures documents and equipment. 6. Safeguards captured documents, equipment, and personnel.

**ELEMENT:** Company

**TASK:** Plan and Direct an Engineer Reconnaissance (05-2-0408)  
 (FM 5-170) (FM 5-34)

**ITERATION:** 1 2 3 4 5 M (Circle)

**COMMANDER/LEADER ASSESSMENT:** T P U (Circle)

**CONDITIONS:** The engineer company is tasked to plan and direct an engineer reconnaissance of a designated area. The area is secure, but enemy contact is possible. Digital units have performed functionality checks, and systems are operational. Some iterations of this task should be performed in MOPP4.

**TASK STANDARDS:** The company plans and directs platoon reconnaissance missions to gather sufficient information to fulfill the reconnaissance objectives. Digital units send and receive reports using frequency modulated (FM) or digital means. The time required to perform this task is increased when conducting it in mission-oriented protection posture (MOPP) 4.

TASK STEPS AND PERFORMANCE MEASURES	GO	NO-GO
<p>1. The company plans the reconnaissance mission as defined in the battalion's operation order (OPORD).</p> <ul style="list-style-type: none"> <li>a. Gathered supporting intelligence data, such as map products and aerial photos.</li> </ul> <p>NOTE: Digital units have access to Digital Topographic Support System (DTSS) and All Source Analysis System (ASAS) products to evaluate the plan and to assist in conducting the reconnaissance.</p> <ul style="list-style-type: none"> <li>b. Established reconnaissance objectives, the main supply route (MSR), obstacle locations, general trafficability, decontamination points, and bivouac sites.</li> <li>c. Identified the platoon to perform the mission.</li> <li>d. Established the time, the distance, and the size of the zone or route to reconnoiter.</li> </ul> <p>* 2. The company commander determines the reconnaissance method.</p> <ul style="list-style-type: none"> <li>a. Selected route reconnaissance when time was a critical factor.</li> <li>b. Selected zone reconnaissance when cross-country trafficability was important.</li> <li>c. Selected an area reconnaissance when the mission required specific information about a defined area.</li> </ul> <p>NOTE: An area reconnaissance is more thorough and time-consuming than a zone reconnaissance.</p> <p>* 3. The company commander briefs the platoon on the reconnaissance mission.</p> <ul style="list-style-type: none"> <li>a. Conveyed the objective of the reconnaissance.</li> <li>b. Defined the area or route to cover.</li> <li>c. Described the methods of reconnaissance.</li> <li>d. Directed a hasty or deliberate reconnaissance.</li> <li>e. Provided additional guidance (attention to fords, bridges, bivouac sites, and contaminated areas).</li> <li>f. Ensured checkpoints were positioned for progress reports, assistance, and communications checks.</li> </ul> <p>* 4. The platoon leader ensures that unit members have the minimum-essential material needed to conduct the mission.</p>		

TASK STEPS AND PERFORMANCE MEASURES	GO	NO-GO
<p>a. Ensured that unit members had a map of the area, an overlay paper, a compass, and a tape measure.</p> <p>b. Ensured that unit members received the appropriate forms: Department of the Army (DA) Forms 1248, 1249, 1250, 1251, 1252, and 1711-R.</p> <p>c. Ensured that a secure mode, communications check radio was on hand.</p> <p>* 5. The company operations noncommissioned officer (NCO) reviews the reconnaissance report.</p> <p>a. Ensured that the platoon accomplished the objective.</p> <p>b. Ensured that members recorded dimensions (in meters) on the overlay; for example, road width, bridges, overhead clearance, constrictions to travel way, fords, tunnels, or underpasses.</p> <p>c. Ensured that members recorded and annotated critical terrain features and obstacles using the appropriate symbols (see Field Manual [FM] 5-170) on the overlay at their geographical location (slopes, curves, fords, ferries, bridges, reduction in travel way, and constrictions).</p> <p>* 6. The company operations NCO updates the company terrain analysis and overlay. Prepares to brief the commander on the results of the reconnaissance mission.</p> <p>* 7. The company commander briefs the battalion commander and staff on the mission. Submits all reports to the battalion's Operations and Training Officer (US Army) (S3) within the time constraints.</p> <p>NOTE: Digital units can submit reports using digital means to assist the commander in the decision-making process. Appropriate DA forms are submitted at a later time according to the Standardization Agreement (STANAG) and the unit's standing operating procedure (SOP).</p>		

TASK PERFORMANCE / EVALUATION SUMMARY BLOCK							
ITERATION	1	2	3	4	5	M	TOTAL
TOTAL TASK STEPS EVALUATED							
TOTAL TASK STEPS "GO"							
TRAINING STATUS "GO"/"NO-GO"							

"\*" indicates a leader task step.

**SUPPORTING INDIVIDUAL TASKS**

Task Number	Task Title	References
052-196-3065	Prepare a Route Reconnaissance Overlay	STP 5-12B24-SM-TG STP 5-62G13-SM-TG
052-196-3150	Conduct Route Reconnaissance	STP 5-12B24-SM-TG STP 5-62G13-SM-TG

**SUPPORTING COLLECTIVE TASKS**

Task Number	Task Title	References
05-2-0410	Manage Engineer Reconnaissance Operations	ARTEP 5-423-35-MTP  ARTEP 5-434-35-MTP ARTEP 5-603-35-MTP ARTEP 5-607-35-MTP

**SUPPORTING COLLECTIVE TASKS**

<b>Task Number</b>	<b>Task Title</b>	<b>References</b>
05-2-0413	Conduct Engineer Intelligence Collection	ARTEP 5-608-35-MTP ARTEP 5-053-35-MTP ARTEP 5-113-35-MTP ARTEP 5-335-65-MTP ARTEP 5-337-35-MTP ARTEP 5-435-67-MTP ARTEP 5-437-36-MTP ARTEP 5-437-38-MTP ARTEP 5-500-66-MTP
05-3-0405	Conduct a Target Reconnaissance	ARTEP 5-027-10-MTP ARTEP 5-053-11-MTP ARTEP 5-063-10-MTP ARTEP 5-063-11-MTP ARTEP 5-113-11-MTP ARTEP 5-113-12-MTP ARTEP 5-145-12-MTP ARTEP 5-157-10-MTP ARTEP 5-217-10-MTP ARTEP 5-335-70-MTP ARTEP 5-337-10-MTP ARTEP 5-417-17-MTP ARTEP 5-427-10-MTP ARTEP 5-437-10-MTP ARTEP 5-437-11-MTP
05-3-0407	Conduct an Engineer Reconnaissance	ARTEP 5-027-10-MTP ARTEP 5-053-11-MTP ARTEP 5-053-12-MTP ARTEP 5-063-10-MTP ARTEP 5-063-11-MTP ARTEP 5-113-11-MTP ARTEP 5-113-12-MTP ARTEP 5-113-35-MTP ARTEP 5-157-10-MTP ARTEP 5-217-10-MTP ARTEP 5-417-17-MTP ARTEP 5-427-10-MTP ARTEP 5-447-10-MTP ARTEP 5-447-11-MTP ARTEP 5-463-10-MTP ARTEP 5-463-12-MTP

**OPFOR TASKS AND STANDARDS**

**TASK:** Disrupt Movement (5-OPFOR-0014)

**CONDITION:** The enemy is expected to move through the opposing forces (OPFOR) element's area of operations. The OPFOR element has received an operation order (OPORD) or fragmentary order (FRAGO) to disrupt enemy movement. The enemy has the capability to defend with direct fire and antiarmor weapons.



**STANDARD:** The OPFOR element delays enemy movement. 1. Delays the element. 2. Forces the element to deviate from its route. 3. Prevents the element from reaching its destination. 4. Surprises the element's main body.

**TASK:** Defeat Obstacles (5-OPFOR-0009)

**CONDITION:** The opposing forces (OPFOR) element encounters an obstacle that blocks the avenue of approach as it advances upon the enemy forces.

**STANDARD:** The OPFOR element bypasses or breaches the enemy obstacle. 1. Detects the obstacle before halting its main body. 2. Defeats the obstacle. a. Bypasses the obstacle without entering the engagement areas. b. Breaches the obstacle within 45 minutes and passes its entire force through the obstacle. 3. Does not incur degradation to the point that the mission must be discontinued.

**TASK:** Conduct an Attack (5-OPFOR-0008)

**CONDITION:** The enemy is conducting tactical operations. The opposing forces (OPFOR) element receives orders to attack the enemy, the area of occupation, or the main supply route (MSR) with smoke.

**STANDARD:** The OPFOR element disrupts the enemy's movement and smoke operations. 1. Determines the delivery method of the smoke attack. 2. Locates the target. 3. Delivers the smoke attack downwind. 4. Attacks the enemy with smoke, and surge attacks when the enemy responds to the smoke.

**TASK:** Disrupt a Route Reconnaissance (5-OPFOR-0021)

**CONDITION:** The enemy is conducting a route reconnaissance. The opposing forces (OPFOR) element is positioned along the enemy's route.

**STANDARD:** The OPFOR element attempts to disrupt a squad/section conducting a route reconnaissance. 1. Prevents the unit from meeting its specified time schedule. 2. Forces the unit to deviate from its specified route. 3. Prevents the unit from reaching its assigned destination. 4. Surprises the squad/section. 5. Inflicts casualties on the unit.

**TASK:** Conduct Terrorist and Saboteur Attacks (5-OPFOR-0005)

**CONDITION:** The opposing forces (OPFOR) element dispatches small teams into the enemy's rear area to disrupt combat service support (CSS) operations.

**STANDARD:** The enemy sustains disrupted command and control (C2), destroyed equipment and supplies, and light casualties. 1. Locates rear support bases and C2 facilities. 2. Delays and disrupts CSS operations through probes. 3. Infiltrates CSS bases to conduct sabotage and terrorist activities. 4. Inflicts light casualties. 5. Destroys supplies and equipment.

**TASK:** Disrupt a Net Control Station (NCS) (5-OPFOR-0019)

**CONDITION:** The enemy has established a NCS. The opposing forces (OPFOR) element has radio and jamming equipment.

**STANDARD:** The OPFOR element attempts to disrupt an NCS. 1. Attempts to locate the radio frequency that the unit is operating on. 2. Attempts to enter the radio net. 3. Attempts to issue "bogus" orders to a unit on the net. 4. Jams the radio frequency and forces the unit to go to an alternate frequency.

**TASK:** Disrupt Construction of Vehicle Fighting Positions (5-OPFOR-0020)

**CONDITION:** The opposing forces (OPFOR) element has located the enemy. The priority intelligence requirements (PIR) and other intelligence obtained by OPFOR patrols indicate the enemy is constructing vehicle fighting positions within its defensive area. The OPFOR element has automatic and antiarmor weapons and light mortars.

**STANDARD:** The OPFOR element attempts to disrupt the enemy's efforts to establish vehicle fighting positions. 1. Locates the defensive area. 2. Surprises the main body. 3. Penetrates the defensive area with squad-size probes. 4. Inflicts casualties on the unit. 5. Destroys vehicles. 6. Disrupts the unit's preparations (prevents or delays beyond the unit's allotted time).

**TASK:** Conduct an Aerial Reconnaissance (5-OPFOR-0010)

**CONDITION:** The opposing forces (OPFOR) headquarters (HQ) element requires intelligence on the locations and identification of enemy elements. An aircraft is dispatched to take photographs and make a visual inspection of the enemy rear area.

**STANDARD:** The OPFOR element gathers photograph intelligence of the enemy. 1. Photographs the assigned sectors. 2. Makes quick visual checks where the ceiling is low. 3. Locates enemy positions in the area, particularly support and storage bases, and command and control (C2) facilities. 4. Sustains no loss of aircraft. 5. Reports priority intelligence requirements (PIR) and other information requirements to the OPFOR HQ.

**TASK:** Disrupt Defensive Preparations (5-OPFOR-0018)

**CONDITION:** The opposing forces (OPFOR) element has located the enemy. Priority intelligence requirements (PIR) and other intelligence requirements obtained by OPFOR patrols indicate that the enemy elements are establishing defensive positions. The OPFOR element has automatic and antiarmor weapons and light mortars.

**STANDARD:** The OPFOR element disrupts and delays the enemy's defensive preparations. 1. Locates and penetrates the enemy's security system. 2. Forces the enemy to delay defensive preparations. 3. Disrupts the enemy's obstacle preparations.

**TASK:** Disrupt Quartering Party Operations (5-OPFOR-0017)

**CONDITION:** The enemy is conducting quartering party operations. It has established an assembly area (AA) but has not moved in the main body.

**STANDARD:** The opposing forces (OPFOR) element attempts to disrupt quartering party operations and infiltrate the enemy's AA. 1. Locates the quartering party and the AA. 2. Surprises the main body. 3. Penetrates the AA with squad-size probes. 4. Inflicts personnel casualties and vehicle damage. 5. Disrupts the unit's preparations (prevents or delays beyond the unit's allotted time).

**TASK:** Disrupt Enemy Movement and Operations Using Persistent and Nonpersistent Chemical Weapons (5-OPFOR-0015)

**CONDITION:** The opposing forces (OPFOR) element has located the enemy. Priority intelligence requirements (PIR) and other intelligence requirements have been obtained by OPFOR patrols. The OPFOR units deliver chemical agents, by means of conventional artillery weapons or aircraft, along selected supply routes and key bases in the rear area.

**STANDARD:** The OPFOR element disrupts enemy movement and operations using persistent and nonpersistent chemical weapons. 1. Delivers chemical agents in low and densely wooded areas. 2. Delays the movement of enemy supplies and equipment to the forward areas. 3. Restricts the movement of the enemy units in the rear area. 4. Channels the movement of enemy units into predesignated ambush areas. 5. Contaminates enemy supplies and equipment. 6. Inflicts a high rate of casualties on enemy forces.

**TASK:** Disrupt Enemy Movement and Operations Using Tactical Nuclear Weapons (5-OPFOR-0016)

**CONDITION:** The opposing forces (OPFOR) element has located the enemy. Priority intelligence requirements (PIR) and other intelligence requirements have been obtained by OPFOR patrols. Tactical nuclear weapons are employed against key locations in the rear area.

**STANDARD:** The OPFOR element disrupts enemy movement and operations. 1. Disrupts or delays the movement of the enemy's equipment and supplies to the forward areas. 2. Destroys enemy equipment and supplies. 3. Inflicts a high rate of nuclear casualties among the enemy forces. 4. Denies the enemy the use of specified areas. 5. Contaminates the enemy's equipment and supplies.

**TASK:** Counter Passage of Lines (5-OPFOR-0012)

**CONDITION:** Enemy forces are in defensive positions, but they are expected to attempt passage-of-lines operations. The opposing forces (OPFOR) received orders to disrupt enemy passage-of-lines operations.

**STANDARD:** The OPFOR element delays or prevents enemy passage of lines. 1. Delays the passage. 2. Prevents the company from moving all personnel through the stationary unit. 3. Engages the main body of either the moving or the stationary unit.

**TASK:** Conduct a Raid (5-OPFOR-0004)

**CONDITION:** The opposing forces (OPFOR) element has occupied an objective rally point and has orders to conduct a raid on a combat service support (CSS) base.

**STANDARD:** The OPFOR element infiltrates the enemy's base and destroys all of the targets. 1. Surprises the enemy forces. 2. Assaults the support base and accomplishes the assigned tasks. 3. Destroys the specified equipment and supplies. 4. Avoids being decisively engaged. 5. Withdraws all personnel from the objective areas within the time prescribed. 6. Obtains all priority intelligence requirements (PIR) from the raid site. 7. Sustains only light casualties from enemy fire.

**TASK:** Conduct Sniper Operations (5-OPFOR-0006)

**CONDITION:** The opposing forces (OPFOR) element has assigned snipers (regular or irregular elements) in the enemy's rear area along the main supply route (MSR) and near support sites.

**STANDARD:** The OPFOR element kills or wounds targets. 1. Sets up a well-concealed location. 2. Engages vehicle drivers or personnel on foot with short bursts of semiautomatic fire. 3. Kills or wounds selected targets. 4. Prevents the position from being discovered by enemy forces. 5. Evacuates the area without being spotted. 6. Reports all specified priority intelligence requirements (PIR) and other intelligence requirements to the OPFOR headquarters (HQ).

**TASK:** Defend a Minefield (5-OPFOR-0023)

**CONDITION:** The enemy is conducting a minefield sweeping operation. The opposing forces (OPFOR) element has a minefield placed in the enemy's path. The minefield is under constant observation and fire.

**STANDARD:** The OPFOR element defends a minefield against an enemy element conducting a minefield sweeping operation. 1. Prevents the unit from detecting the obstacle. 2. Disrupts the minefield sweeping operation. 3. Prevents the unit from conducting the minefield sweeping operation, prevents the unit from moving all personnel through the breach, or delays the completion of the minefield sweeping operation for more than 45 minutes.

**TASK:** Conduct Air Attacks (5-OPFOR-0002)

**CONDITION:** The opposing forces (OPFOR) element in the rear area has forwarded the positions of the enemy support sites or the locations of moving elements. The OPFOR aircraft have been dispatched to attack enemy installations or convoys.

**STANDARD:** The OPFOR element attempts to delay, disrupt, or damage the enemy targets by air. 1. Locates the target (support sites or convoys). 2. Makes attack runs on the designated targets. 3. Inflicts heavy damage to the selected target. 4. Sustains no loss of aircraft. 5. Delays moving the force for more than one hour.

**TASK:** Attack (5-OPFOR-0001)

**CONDITION:** The opposing forces (OPFOR) element has located the enemy. The priority intelligence requirements (PIR) and other intelligence requirements have been obtained by OPFOR patrols. The OPFOR element has automatic and antiarmor weapons and light mortars.

**STANDARD:** The OPFOR element attempts to seize the terrain, vehicles, or equipment. 1. Develops an attack plan. 2. Surprises the enemy unit's main body. 3. Initiates the attack using a scheme of maneuver that exploits the enemy's flanks, gaps, and weaknesses. 4. Uses covered and concealed routes to approach the enemy forces' flanks, gaps, or weakly held areas. 5. Employs indirect fire to support the attack. 6. Penetrates enemy defenses. 7. Destroys equipment and supplies. 8. Inflicts heavy casualties. 9. Isolates the combat service support (CSS) base by blocking reinforcements. 10. Forces enemy units to displace. 11. Avoids being fixed in one position. 12. Withdraws before the CSS base is reinforced with tactical combat forces.

**TASK:** Surrender to the Capturing Unit on the Battlefield (5-OPFOR-0024)

**CONDITION:** The enemy has captured the opposing forces (OPFOR) element's soldiers, documents, and equipment sensitive to the OPFOR tactical operations.

**STANDARD:** The OPFOR soldiers retain or destroy documents and equipment. The OPFOR element surrenders documents and equipment of no tactical use to the enemy and attempts to conceal or destroy items of tactical value. The OPFOR element attempts escape and evasion. 1. Prevents the successful capture of documents and equipment. 2. Destroys documents and equipment. 3. Removes identifying markings from equipment. 4. Removes unit-identifying insignia. 5. Provides misleading information. 6. Plans an escape. 7. Delays movement to the nearest collection point. 8. Prevents safeguarding of enemy prisoners of war (EPWs) in order to cause embarrassment to the United States (US).

**TASK:** Disrupt Assembly Area (AA) Activities (5-OPFOR-0013)

**CONDITION:** Intelligence reports indicate that platoon- and company-size enemy units are operating in the opposing forces (OPFOR) area of operations. Enemy units can defend from AAs with direct fire, antiarmor weapons, and indirect fire. The enemy has close air support (CAS) and nuclear, biological, and chemical (NBC) capabilities.

**STANDARD:** The OPFOR element locates and disrupts the enemy's AA activities. 1. Locates the element's AA. 2. Probes the AA with squad- or team-size elements. 3. Inflicts more than 5 percent casualties on the element. 4. Disrupts the element's preparations (prevents or delays beyond the element's allotted time).

**TASK:** Disrupt an Engineer Reconnaissance (5-OPFOR-0022)

**CONDITION:** The enemy is conducting an engineer reconnaissance. The opposing forces (OPFOR) element is positioned along the enemy's route.

**STANDARD:** The OPFOR element disrupts an engineer reconnaissance. 1. Prevents the unit from meeting its specified time schedule. 2. Forces the unit to deviate from its specified route. 3. Prevents the unit from accomplishing its assigned engineer reconnaissance. 4. Surprises the unit conducting the reconnaissance.

**TASK:** Conduct an Ambush (5-OPFOR-0007)

**CONDITION:** The enemy is moving in a convoy. The opposing forces (OPFOR) element is positioned along the enemy's route.

**STANDARD:** The OPFOR element inflicts casualties on the enemy and causes vehicle and equipment damage. 1. Prepares an ambush site before the element arrives. 2. Surprises march element forces. 3. Inflicts heavy casualties within the designated kill zone. 4. Inflicts heavy damage to vehicles and equipment within the designated kill zone. 5. Delays the march element from reaching a specified destination for a specified period of time. 6. Withdraws on order. 7. Sustains no casualties. 8. Reports actions to superiors.

**TASK:** Maintain Contact (5-OPFOR-0003)

**CONDITION:** The opposing forces (OPFOR) element is engaged with enemy base defense forces. The enemy forces are withdrawing under pressure.

**STANDARD:** The OPFOR element maintains enemy contact while the enemy withdraws. 1. Engages the enemy forces decisively. 2. Advances the OPFOR as the enemy forces withdraw. 3. Inflicts heavy casualties. 4. Captures the members of the enemy force. 5. Captures documents and equipment. 6. Safeguards captured documents, equipment, and personnel.

**ELEMENT:** Company Headquarters

**TASK:** Conduct Engineer Intelligence Collection (05-2-0413)

- |                 |            |                 |
|-----------------|------------|-----------------|
| (FM 5-30)       | (FM 20-32) | (FM 34-5)       |
| (FM 5-100)      | (FM 5-101) | (FM 5-34)       |
| (FM 5-36)       | (FM 5-410) | (FM 5-430-00-1) |
| (FM 5-430-00-2) | (FM 5-480) | (FM 55-20)      |
| (TM 55-208)     |            |                 |

**ITERATION:** 1 2 3 4 5 M (Circle)

**COMMANDER/LEADER ASSESSMENT:** T P U (Circle)

**CONDITIONS:** The element is conducting continuous tactical operations. Digital units have performed functionality checks, and systems are operational. Some iterations of this task should be performed in MOPP4.

**TASK STANDARDS:** The commander and staff develop and implement an engineer intelligence plan to gather the essential elements of information (EEI) for subordinate and supporting elements to accomplish the mission successfully. Digital units send and receive reports using frequency-modulated (FM) or digital means. The time required to perform this task is increased when conducting it in mission-oriented protection posture (MOPP) 4.

TASK STEPS AND PERFORMANCE MEASURES	GO	NO-GO
<p>* 1. The commander and staff develop the intelligence collection plan.</p> <p>NOTE: Digital units request from higher headquarters (HQ) Digital Topographic Support System (DTSS) and All-Source Analysis System (ASAS) products to conduct reconnaissance and intelligence analysis.</p> <ul style="list-style-type: none"> <li>a. Determined the priority intelligence requirements (PIR). Normally, this is in the form of a question, but it may be a statement.</li> <li>b. Identified detailed information required to answer the PIR. These are called EEI and include, but are not limited to--                             <ul style="list-style-type: none"> <li>(1) Friendly engineer capabilities.</li> <li>(2) Enemy engineer capabilities.</li> <li>(3) Enemy conventional and scatterable-minefield locations.</li> <li>(4) Terrain.</li> <li>(5) Waterways or drainage.</li> <li>(6) Ports and harbors.</li> <li>(7) Roads, including military load classification (MLC).</li> <li>(8) Railways.</li> <li>(9) Trafficability.</li> <li>(10) Airfields.</li> <li>(11) Natural and man-made obstacles.</li> <li>(12) Contaminated areas.</li> <li>(13) Built-up areas.</li> <li>(14) Engineer resources.</li> <li>(15) Electricity; gas; water; and petroleum, oils, and lubricants (POL) resources.</li> </ul> </li> <li>c. Identified units to collect the information.                             <ul style="list-style-type: none"> <li>(1) Designated maneuver units by placing the PIR and EEI in the maneuver operation order (OPORD).</li> <li>(2) Designated engineer units by placing the PIR and EEI in the engineer OPORD.</li> </ul> </li> </ul> <p>2. The executive officer (XO) implements a collection plan.</p>		

TASK STEPS AND PERFORMANCE MEASURES	GO	NO-GO
<p>a. Directed subordinate elements to do specific reconnaissances.</p> <p>b. Briefed the element leaders.</p> <p>(1) Stated the reconnaissance objectives.</p> <p>(2) Specified the area or route to reconnoiter.</p> <p>(3) Provided a suggested method of reconnaissance.</p> <p>(4) Presented any additional guidance from the commander, such as specific items to look for in a given area.</p> <p>c. Provided the units with forms and materials for the reconnaissance.</p> <p>d. Consolidated the information.</p> <p>(1) Directed subordinate elements to forward reconnaissance reports to the company operations section.</p> <p>(2) Charged the company to collate and summarize the reconnaissance and intelligence reports.</p> <p>(3) Instructed the company to maintain the following files:</p> <p>(a) Intelligence logs recording all incoming and outgoing communications.</p> <p>(b) Engineer reconnaissance reports.</p> <p>(c) Intelligence summaries (INTSUMs) and intelligence reports (INTREPs).</p> <p>(d) Engineer resource reports.</p> <p>(e) Minefield records.</p> <p>(f) Scatterable-minefield reports.</p> <p>(g) Obstacle reports.</p> <p>e. Developed intelligence by extracting information pertinent to the PIR and EEI from the reconnaissance and intelligence reports.</p> <p>* 3. The commander completes or updates the situation analysis of the engineer estimate.</p> <p>* 4. The commander disseminates the intelligence to engineer, maneuver, combat support (CS), and combat service support (CSS) units.</p> <p>NOTE: Digital units send intelligence information to subordinate units using the Maneuver Control System (MCS) and the Force XXI Battle Command Brigade and Below (FBCB2) System according to the unit's standing operating procedure (SOP).</p>		

TASK PERFORMANCE / EVALUATION SUMMARY BLOCK							
ITERATION	1	2	3	4	5	M	TOTAL
TOTAL TASK STEPS EVALUATED							
TOTAL TASK STEPS "GO"							
TRAINING STATUS "GO"/"NO-GO"							

\*\* indicates a leader task step.

**SUPPORTING INDIVIDUAL TASKS: NONE**

**SUPPORTING COLLECTIVE TASKS**

Task Number	Task Title	References
05-1-0008	Prepare an Operation Order (OPORD)	ARTEP 5-025-66-MTP ARTEP 5-026-34-MTP ARTEP 5-155-66-MTP

**SUPPORTING COLLECTIVE TASKS**

Task Number	Task Title	References
05-2-1218	Conduct Report Procedures	ARTEP 5-156-34-MTP ARTEP 5-215-66-MTP ARTEP 5-216-34-MTP ARTEP 5-332-68-MTP ARTEP 5-335-60-MTP ARTEP 5-335-66-MTP ARTEP 5-336-34-MTP ARTEP 5-402-33-MTP ARTEP 5-402-68-MTP ARTEP 5-412-68-MTP ARTEP 5-412-69-MTP ARTEP 5-415-66-MTP ARTEP 5-417-35-MTP ARTEP 5-425-66-MTP ARTEP 5-426-34-MTP ARTEP 5-435-66-MTP ARTEP 5-435-67-MTP ARTEP 5-436-35-MTP ARTEP 5-436-37-MTP ARTEP 5-445-64-MTP ARTEP 5-445-66-MTP ARTEP 5-446-34-MTP ARTEP 5-446-36-MTP ARTEP 5-602-68-MTP ARTEP 5-605-66-MTP ARTEP 5-606-34-MTP ARTEP 5-615-66-MTP ARTEP 5-616-34-MTP ARTEP 5-026-34-MTP ARTEP 5-027-10-MTP ARTEP 5-053-11-MTP ARTEP 5-053-12-MTP ARTEP 5-053-35-MTP ARTEP 5-063-10-MTP ARTEP 5-063-11-MTP ARTEP 5-063-35-MTP ARTEP 5-113-11-MTP ARTEP 5-113-12-MTP ARTEP 5-113-35-MTP ARTEP 5-156-34-MTP ARTEP 5-157-10-MTP ARTEP 5-216-34-MTP ARTEP 5-217-10-MTP ARTEP 5-335-60-MTP ARTEP 5-335-65-MTP ARTEP 5-337-10-MTP ARTEP 5-337-35-MTP ARTEP 5-423-11-MTP ARTEP 5-424-35-MTP ARTEP 5-426-34-MTP ARTEP 5-427-10-MTP ARTEP 5-434-35-MTP ARTEP 5-435-67-MTP



**SUPPORTING COLLECTIVE TASKS**

Task Number	Task Title	References
05-2-7008	Prepare an Operation Order (OPORD) (Company/Platoon)	ARTEP 5-437-10-MTP ARTEP 5-437-11-MTP ARTEP 5-437-36-MTP ARTEP 5-437-38-MTP ARTEP 5-446-34-MTP ARTEP 5-446-36-MTP ARTEP 5-447-10-MTP ARTEP 5-447-11-MTP ARTEP 5-463-10-MTP ARTEP 5-463-12-MTP ARTEP 5-463-15-MTP ARTEP 5-463-17-MTP ARTEP 5-603-35-MTP ARTEP 5-026-34-MTP
		ARTEP 5-027-10-MTP ARTEP 5-027-35-MTP ARTEP 5-053-11-MTP ARTEP 5-053-12-MTP ARTEP 5-053-35-MTP ARTEP 5-063-10-MTP ARTEP 5-063-11-MTP ARTEP 5-063-35-MTP ARTEP 5-113-11-MTP ARTEP 5-113-12-MTP ARTEP 5-113-35-MTP ARTEP 5-145-12-MTP ARTEP 5-145-32-MTP ARTEP 5-156-34-MTP ARTEP 5-157-10-MTP ARTEP 5-157-35-MTP ARTEP 5-216-34-MTP ARTEP 5-217-10-MTP ARTEP 5-217-35-MTP ARTEP 5-335-60-MTP ARTEP 5-335-65-MTP ARTEP 5-335-70-MTP ARTEP 5-336-34-MTP ARTEP 5-337-10-MTP ARTEP 5-337-35-MTP ARTEP 5-413-35-MTP ARTEP 5-416-14-MTP ARTEP 5-416-34-MTP ARTEP 5-417-13-MTP ARTEP 5-423-11-MTP ARTEP 5-423-35-MTP ARTEP 5-424-35-MTP ARTEP 5-426-34-MTP ARTEP 5-427-10-MTP ARTEP 5-427-35-MTP ARTEP 5-434-35-MTP ARTEP 5-436-35-MTP ARTEP 5-436-37-MTP

### SUPPORTING COLLECTIVE TASKS

Task Number	Task Title	References
		ARTEP 5-437-10-MTP
		ARTEP 5-437-11-MTP
		ARTEP 5-437-36-MTP
		ARTEP 5-437-38-MTP
		ARTEP 5-446-34-MTP
		ARTEP 5-446-36-MTP
		ARTEP 5-447-10-MTP
		ARTEP 5-447-11-MTP
		ARTEP 5-447-35-MTP
		ARTEP 5-447-37-MTP
		ARTEP 5-463-10-MTP
		ARTEP 5-463-12-MTP
		ARTEP 5-463-15-MTP
		ARTEP 5-463-17-MTP
		ARTEP 5-463-35-MTP
		ARTEP 5-463-36-MTP
		ARTEP 5-473-35-MTP
		ARTEP 5-500-66-MTP
		ARTEP 5-520-10-MTP
		ARTEP 5-520-12-MTP
		ARTEP 5-520-14-MTP
		ARTEP 5-530-14-MTP
		ARTEP 5-530-16-MTP
		ARTEP 5-603-35-MTP
		ARTEP 5-605-66-MTP
		ARTEP 5-607-35-MTP
		ARTEP 5-608-35-MTP
		ARTEP 5-616-34-MTP
		ARTEP 5-617-10-MTP
		ARTEP 5-617-11-MTP
		ARTEP 5-617-35-MTP

### OPFOR TASKS AND STANDARDS

**TASK:** Surrender to the Capturing Unit on the Battlefield (5-OPFOR-0024)

**CONDITION:** The enemy has captured the opposing forces (OPFOR) element's soldiers, documents, and equipment sensitive to the OPFOR tactical operations.

**STANDARD:** The OPFOR soldiers retain or destroy documents and equipment. The OPFOR element surrenders documents and equipment of no tactical use to the enemy and attempts to conceal or destroy items of tactical value. The OPFOR element attempts escape and evasion. 1. Prevents the successful capture of documents and equipment. 2. Destroys documents and equipment. 3. Removes identifying markings from equipment. 4. Removes unit-identifying insignia. 5. Provides misleading information. 6. Plans an escape. 7. Delays movement to the nearest collection point. 8. Prevents safeguarding of enemy prisoners of war (EPWs) in order to cause embarrassment to the United States (US).

**TASK:** Conduct an Ambush (5-OPFOR-0007)

**CONDITION:** The enemy is moving in a convoy. The opposing forces (OPFOR) element is positioned along the enemy's route.

**STANDARD:** The OPFOR element inflicts casualties on the enemy and causes vehicle and equipment damage. 1. Prepares an ambush site before the element arrives. 2. Surprises march element forces. 3. Inflicts heavy casualties within the designated kill zone. 4. Inflicts heavy damage to vehicles and equipment within the designated kill zone. 5. Delays the march element from reaching a specified destination for a specified period of time. 6. Withdraws on order. 7. Sustains no casualties. 8. Reports actions to superiors.

**TASK:** Conduct Sniper Operations (5-OPFOR-0006)

**CONDITION:** The opposing forces (OPFOR) element has assigned snipers (regular or irregular elements) in the enemy's rear area along the main supply route (MSR) and near support sites.

**STANDARD:** The OPFOR element kills or wounds targets. 1. Sets up a well-concealed location. 2. Engages vehicle drivers or personnel on foot with short bursts of semiautomatic fire. 3. Kills or wounds selected targets. 4. Prevents the position from being discovered by enemy forces. 5. Evacuates the area without being spotted. 6. Reports all specified priority intelligence requirements (PIR) and other intelligence requirements to the OPFOR headquarters (HQ).

**TASK:** Disrupt Movement (5-OPFOR-0014)

**CONDITION:** The enemy is expected to move through the opposing forces (OPFOR) element's area of operations. The OPFOR element has received an operation order (OPORD) or fragmentary order (FRAGO) to disrupt enemy movement. The enemy has the capability to defend with direct fire and antiarmor weapons.

**STANDARD:** The OPFOR element delays enemy movement. 1. Delays the element. 2. Forces the element to deviate from its route. 3. Prevents the element from reaching its destination. 4. Surprises the element's main body.

**TASK:** Defeat Obstacles (5-OPFOR-0009)

**CONDITION:** The opposing forces (OPFOR) element encounters an obstacle that blocks the avenue of approach as it advances upon the enemy forces.

**STANDARD:** The OPFOR element bypasses or breaches the enemy obstacle. 1. Detects the obstacle before halting its main body. 2. Defeats the obstacle. a. Bypasses the obstacle without entering the engagement areas. b. Breaches the obstacle within 45 minutes and passes its entire force through the obstacle. 3. Does not incur degradation to the point that the mission must be discontinued.

**TASK:** Conduct an Attack (5-OPFOR-0008)

**CONDITION:** The enemy is conducting tactical operations. The opposing forces (OPFOR) element receives orders to attack the enemy, the area of occupation, or the main supply route (MSR) with smoke.

**STANDARD:** The OPFOR element disrupts the enemy's movement and smoke operations. 1. Determines the delivery method of the smoke attack. 2. Locates the target. 3. Delivers the smoke attack downwind. 4. Attacks the enemy with smoke, and surge attacks when the enemy responds to the smoke.

**TASK:** Disrupt a Route Reconnaissance (5-OPFOR-0021)

**CONDITION:** The enemy is conducting a route reconnaissance. The opposing forces (OPFOR) element is positioned along the enemy's route.

**STANDARD:** The OPFOR element attempts to disrupt a squad/section conducting a route reconnaissance. 1. Prevents the unit from meeting its specified time schedule. 2. Forces the unit to deviate from its specified route. 3. Prevents the unit from reaching its assigned destination. 4. Surprises the squad/section. 5. Inflicts casualties on the unit.

**TASK:** Conduct Terrorist and Saboteur Attacks (5-OPFOR-0005)

**CONDITION:** The opposing forces (OPFOR) element dispatches small teams into the enemy's rear area to disrupt combat service support (CSS) operations.

**STANDARD:** The enemy sustains disrupted command and control (C2), destroyed equipment and supplies, and light casualties. 1. Locates rear support bases and C2 facilities. 2. Delays and disrupts CSS operations through probes. 3. Infiltrates CSS bases to conduct sabotage and terrorist activities. 4. Inflicts light casualties. 5. Destroys supplies and equipment.

**TASK:** Disrupt a Net Control Station (NCS) (5-OPFOR-0019)

**CONDITION:** The enemy has established a NCS. The opposing forces (OPFOR) element has radio and jamming equipment.

**STANDARD:** The OPFOR element attempts to disrupt an NCS. 1. Attempts to locate the radio frequency that the unit is operating on. 2. Attempts to enter the radio net. 3. Attempts to issue "bogus" orders to a unit on the net. 4. Jams the radio frequency and forces the unit to go to an alternate frequency.

**TASK:** Disrupt Construction of Vehicle Fighting Positions (5-OPFOR-0020)

**CONDITION:** The opposing forces (OPFOR) element has located the enemy. The priority intelligence requirements (PIR) and other intelligence obtained by OPFOR patrols indicate the enemy is constructing vehicle fighting positions within its defensive area. The OPFOR element has automatic and antiarmor weapons and light mortars.

**STANDARD:** The OPFOR element attempts to disrupt the enemy's efforts to establish vehicle fighting positions. 1. Locates the defensive area. 2. Surprises the main body. 3. Penetrates the defensive area with squad-size probes. 4. Inflicts casualties on the unit. 5. Destroys vehicles. 6. Disrupts the unit's preparations (prevents or delays beyond the unit's allotted time).

**TASK:** Conduct an Aerial Reconnaissance (5-OPFOR-0010)

**CONDITION:** The opposing forces (OPFOR) headquarters (HQ) element requires intelligence on the locations and identification of enemy elements. An aircraft is dispatched to take photographs and make a visual inspection of the enemy rear area.

**STANDARD:** The OPFOR element gathers photograph intelligence of the enemy. 1. Photographs the assigned sectors. 2. Makes quick visual checks where the ceiling is low. 3. Locates enemy positions in the area, particularly support and storage bases, and command and control (C2) facilities. 4. Sustains no loss of aircraft. 5. Reports priority intelligence requirements (PIR) and other information requirements to the OPFOR HQ.

**TASK:** Disrupt Defensive Preparations (5-OPFOR-0018)

**CONDITION:** The opposing forces (OPFOR) element has located the enemy. Priority intelligence requirements (PIR) and other intelligence requirements obtained by OPFOR patrols indicate that the enemy elements are establishing defensive positions. The OPFOR element has automatic and antiarmor weapons and light mortars.

**STANDARD:** The OPFOR element disrupts and delays the enemy's defensive preparations. 1. Locates and penetrates the enemy's security system. 2. Forces the enemy to delay defensive preparations. 3. Disrupts the enemy's obstacle preparations.

**TASK:** Disrupt Quartering Party Operations (5-OPFOR-0017)

**CONDITION:** The enemy is conducting quartering party operations. It has established an assembly area (AA) but has not moved in the main body.

**STANDARD:** The opposing forces (OPFOR) element attempts to disrupt quartering party operations and infiltrate the enemy's AA. 1. Locates the quartering party and the AA. 2. Surprises the main body. 3. Penetrates the AA with squad-size probes. 4. Inflicts personnel casualties and vehicle damage. 5. Disrupts the unit's preparations (prevents or delays beyond the unit's allotted time).

**TASK:** Disrupt Enemy Movement and Operations Using Persistent and Nonpersistent Chemical Weapons (5-OPFOR-0015)

**CONDITION:** The opposing forces (OPFOR) element has located the enemy. Priority intelligence requirements (PIR) and other intelligence requirements have been obtained by OPFOR patrols. The OPFOR units deliver chemical agents, by means of conventional artillery weapons or aircraft, along selected supply routes and key bases in the rear area.

**STANDARD:** The OPFOR element disrupts enemy movement and operations using persistent and nonpersistent chemical weapons. 1. Delivers chemical agents in low and densely wooded areas. 2. Delays the movement of enemy supplies and equipment to the forward areas. 3. Restricts the movement of the enemy units in the rear area. 4. Channels the movement of enemy units into predesignated ambush areas. 5. Contaminates enemy supplies and equipment. 6. Inflicts a high rate of casualties on enemy forces.

**TASK:** Disrupt Enemy Movement and Operations Using Tactical Nuclear Weapons (5-OPFOR-0016)

**CONDITION:** The opposing forces (OPFOR) element has located the enemy. Priority intelligence requirements (PIR) and other intelligence requirements have been obtained by OPFOR patrols. Tactical nuclear weapons are employed against key locations in the rear area.

**STANDARD:** The OPFOR element disrupts enemy movement and operations. 1. Disrupts or delays the movement of the enemy's equipment and supplies to the forward areas. 2. Destroys enemy equipment and supplies. 3. Inflicts a high rate of nuclear casualties among the enemy forces. 4. Denies the enemy the use of specified areas. 5. Contaminates the enemy's equipment and supplies.

**TASK:** Counter Passage of Lines (5-OPFOR-0012)

**CONDITION:** Enemy forces are in defensive positions, but they are expected to attempt passage-of-lines operations. The opposing forces (OPFOR) received orders to disrupt enemy passage-of-lines operations.

**STANDARD:** The OPFOR element delays or prevents enemy passage of lines. 1. Delays the passage. 2. Prevents the company from moving all personnel through the stationary unit. 3. Engages the main body of either the moving or the stationary unit.

**TASK:** Conduct a Raid (5-OPFOR-0004)

**CONDITION:** The opposing forces (OPFOR) element has occupied an objective rally point and has orders to conduct a raid on a combat service support (CSS) base.

**STANDARD:** The OPFOR element infiltrates the enemy's base and destroys all of the targets. 1. Surprises the enemy forces. 2. Assaults the support base and accomplishes the assigned tasks. 3. Destroys the specified equipment and supplies. 4. Avoids being decisively engaged. 5. Withdraws all personnel from the objective areas within the time prescribed. 6. Obtains all priority intelligence requirements (PIR) from the raid site. 7. Sustains only light casualties from enemy fire.

**TASK:** Defend a Minefield (5-OPFOR-0023)

**CONDITION:** The enemy is conducting a minefield sweeping operation. The opposing forces (OPFOR) element has a minefield placed in the enemy's path. The minefield is under constant observation and fire.

**STANDARD:** The OPFOR element defends a minefield against an enemy element conducting a minefield sweeping operation. 1. Prevents the unit from detecting the obstacle. 2. Disrupts the minefield sweeping operation. 3. Prevents the unit from conducting the minefield sweeping operation, prevents the unit from moving all personnel through the breach, or delays the completion of the minefield sweeping operation for more than 45 minutes.

**TASK:** Conduct Air Attacks (5-OPFOR-0002)

**CONDITION:** The opposing forces (OPFOR) element in the rear area has forwarded the positions of the enemy support sites or the locations of moving elements. The OPFOR aircraft have been dispatched to attack enemy installations or convoys.

**STANDARD:** The OPFOR element attempts to delay, disrupt, or damage the enemy targets by air. 1. Locates the target (support sites or convoys). 2. Makes attack runs on the designated targets. 3. Inflicts heavy damage to the selected target. 4. Sustains no loss of aircraft. 5. Delays moving the force for more than one hour.

**TASK:** Attack (5-OPFOR-0001)

**CONDITION:** The opposing forces (OPFOR) element has located the enemy. The priority intelligence requirements (PIR) and other intelligence requirements have been obtained by OPFOR patrols. The OPFOR element has automatic and antiarmor weapons and light mortars.

**STANDARD:** The OPFOR element attempts to seize the terrain, vehicles, or equipment. 1. Develops an attack plan. 2. Surprises the enemy unit's main body. 3. Initiates the attack using a scheme of maneuver that exploits the enemy's flanks, gaps, and weaknesses. 4. Uses covered and concealed routes to approach the enemy forces' flanks, gaps, or weakly held areas. 5. Employs indirect fire to support the attack. 6. Penetrates enemy defenses. 7. Destroys equipment and supplies. 8. Inflicts heavy casualties. 9. Isolates the combat service support (CSS) base by blocking reinforcements. 10. Forces enemy units to displace. 11. Avoids being fixed in one position. 12. Withdraws before the CSS base is reinforced with tactical combat forces.

**TASK:** Disrupt Assembly Area (AA) Activities (5-OPFOR-0013)

**CONDITION:** Intelligence reports indicate that platoon- and company-size enemy units are operating in the opposing forces (OPFOR) area of operations. Enemy units can defend from AAs with direct fire, antiarmor weapons, and indirect fire. The enemy has close air support (CAS) and nuclear, biological, and chemical (NBC) capabilities.

**STANDARD:** The OPFOR element locates and disrupts the enemy's AA activities. 1. Locates the element's AA. 2. Probes the AA with squad- or team-size elements. 3. Inflicts more than 5 percent casualties on the element. 4. Disrupts the element's preparations (prevents or delays beyond the element's allotted time).

**TASK:** Disrupt an Engineer Reconnaissance (5-OPFOR-0022)

**CONDITION:** The enemy is conducting an engineer reconnaissance. The opposing forces (OPFOR) element is positioned along the enemy's route.

**STANDARD:** The OPFOR element disrupts an engineer reconnaissance. 1. Prevents the unit from meeting its specified time schedule. 2. Forces the unit to deviate from its specified route. 3. Prevents the unit from accomplishing its assigned engineer reconnaissance. 4. Surprises the unit conducting the reconnaissance.

**TASK:** Maintain Contact (5-OPFOR-0003)

**CONDITION:** The opposing forces (OPFOR) element is engaged with enemy base defense forces. The enemy forces are withdrawing under pressure.

**STANDARD:** The OPFOR element maintains enemy contact while the enemy withdraws. 1. Engages the enemy forces decisively. 2. Advances the OPFOR as the enemy forces withdraw. 3. Inflicts heavy casualties. 4. Captures the members of the enemy force. 5. Captures documents and equipment. 6. Safeguards captured documents, equipment, and personnel.

**ELEMENTS:** Company  
 Three Engineer Platoon Headquarters  
 Nine Engineer Squads  
 Assault and Obstacle Platoon Headquarters  
 Obstacle Section  
 Three Assault Sections

**TASK:** Conduct a Route Classification (05-3-0402.05-R01A)  
 (FM 5-170) (FM 5-34) (FM 7-7J)  
 (FM 7-8)

**ITERATION:** 1 2 3 4 5 M (Circle)

**COMMANDER/LEADER ASSESSMENT:** T P U (Circle)

**CONDITIONS:** The element leader receives a fragmentary order (FRAGO) or an operation order (OPORD) to conduct a route reconnaissance over a specified route. The area is secure, but enemy contact is possible. Digital units have performed functionality checks, and systems are operational. Some iterations of this task should be performed in MOPP4.

**TASK STANDARDS:** The element uses the correct symbols to prepare and submit an overlay identifying the obstacles. Digital units send and receive reports via frequency-modulated (FM) or digital means. Obstructions, terrain features, critical points, and route conditions will be reported. The locations are accurate within 10 meters. The measurements, dimensions, and classifications are accurate within 10 percent. The element completes the reconnaissance within the time specified in the FRAGO or the OPORD. The time required to perform this task is increased when conducting it in mission-oriented protection posture (MOPP) 4.

TASK STEPS AND PERFORMANCE MEASURES	GO	NO-GO
<p>* 1. The element leader received a FRAGO or an OPORD to conduct a route reconnaissance.                      NOTE: Digital units have the ability to conduct steps a-c through the Army Battle Command System (ABCS).</p> <ul style="list-style-type: none"> <li>a. Coordinated through the Operations and Training Officer (US Army) (S3) or the task force (TF) engineer for ground security forces or aviation security forces.</li> <li>b. Requested an enemy situation brief from the Intelligence Officer (US Army) (S2).</li> <li>c. Conducted a thorough map reconnaissance including the start points (SPs), the release points (RPs), the route, and the terrain.</li> <li>d. Reviewed the unit tactical standing operating procedure (TACSOP) or standing operating procedure (SOP).</li> <li>e. The reconnaissance met the commander's intent and requirements; for example, the route classification, double-flow traffic, obstructions, barriers, and bypasses.</li> </ul> <p>* 2. The element leader prepares an overlay of the specified route.                      NOTE: Digital units obtain DTSS products and use the ABCS to prepare and review digital overlays.</p> <ul style="list-style-type: none"> <li>a. Ensured that the route was to scale on the overlay and showed the limit of sector symbols (one each at the start and end points).</li> <li>b. Plotted at least two grid reference points and a grid or a magnetic north arrow.</li> <li>c. Prepared the title block with the following information:</li> </ul>		



TASK STEPS AND PERFORMANCE MEASURES	GO	NO-GO
<p>(1) The route classification formula.</p> <p>(2) The name, the rank, and the social security number (SSN) of the person in charge of performing the classification.</p> <p>(3) The unit conducting the classification.</p> <p>(4) The date-time group (DTG).</p> <p>(5) The map name, edition, and scale.</p> <p>(6) Any remarks necessary to ensure complete understanding of the information on the overlay.</p> <p>NOTE: See Field Manual (FM) 5-170 for more detailed information</p> <p>d. Digitally capable units will submit reports electronically and follow up with a hard copy</p> <p>* 3. The element leader briefs the subunit leaders on the reconnaissance mission.</p> <p>a. Used the five-paragraph order format to include--</p> <p>(1) The route to reconnoiter.</p> <p>(2) The method of reconnaissance, which was either the hasty method or the deliberate method.</p> <p>(3) The reconnaissance objectives; for example, the obstacle location, trafficability, and water points.</p> <p>(4) Radio communications for the progress report, requests for assistance, and communications check.</p> <p>(5) The actions that the security team and the squad members took upon enemy contact.</p> <p>(6) Time and distance factors.</p> <p>(7) Noise and light discipline.</p> <p>b. Planned for a double flow of tracked vehicles unless otherwise directed by the commander.</p> <p>c. Conducted troop-leading procedures.</p> <p>d. Conducted precombat checks (PCCs) and precombat inspections (PCIs).</p> <p>e. Drew the required equipment, forms, and material for reconnaissance, ensuring that the required DA Forms 1248, 1249, 1250, 1251, 1252, and 1711-R were available.</p> <p>4. The element reconnoiters the specific route, measuring and recording information along the route.</p> <p>a. Determined the travel-way width for trafficability.</p> <p>NOTE: Single-flow wheeled traffic is 5.5 to 7.3 meters wide and single-flow tracked traffic is 6 to 8 meters wide. Double-flow wheeled traffic is 7.3 meters wide and double-flow tracked traffic is 8 meters wide. In the absence of any guidance, the element reconnoiters for double-flow tracked traffic.</p> <p>b. Determined the route type (X, Y, or Z).</p> <p>NOTE: X = all weather, Y = limited all weather, Z = fair-weather route.</p> <p>c. Determined the military load classification (MLC). The element classified the entire route according to the lowest load classification of any section of the route.</p> <p>d. Identified the underwater structures that were not sound or capable of holding the desired MLC.</p> <p>e. Recorded on the overlay the terrain features that were seen along the route; for example, the fords, ferries, bridges, slopes, curves, constriction, man-made obstacles, and overhead clearance.</p> <p>f. Identified, for detailed explanation on DA Form 1711-R, any of the critical points spotted on the route; for example, terrain features or obstacles. See FM 5-170.</p> <p>g. Recorded all the measurements in meters on DA Form 1711-R.</p>		

TASK STEPS AND PERFORMANCE MEASURES	GO	NO-GO
<p>* 5. The element leader with the entire reconnaissance team is debriefed by the S3, S2, or the TF engineer and turns over the required reconnaissance forms and completed overlays. The unit's TACSOP or SOP will determine the requirements for the debriefing and who is required to attend.</p> <ul style="list-style-type: none"> <li>a. Completed the overlay with all the appropriate symbols recorded at their geographical location.</li> <li>b. Ensured that the route classification formula was present and located over the title block.</li> <li>c. Filled out the form(s) as required by the commander.</li> <li>d. Recorded the measurements on the overlay in meters.</li> </ul> <p>6. The element leader briefed the commander, the S2, the S3, or the TF engineer on the reconnaissance mission and then submitted the overlays, reports, and DA Form(s) 1711-R to the commander within the prescribed time on the OPORD.</p> <ul style="list-style-type: none"> <li>a. Provided the required reconnaissance forms to the commander within the time specified in the FRAGO or OPORD.</li> <li>b. Provided the required overlays to the commander within the time specified in the FRAGO or OPORD.</li> </ul> <p>NOTE: Digital units submit digital reports or hard copy (DA Forms) according to the appropriate Standardization Agreement (STANAG) and the unit's TACSOP.</p>		

TASK PERFORMANCE / EVALUATION SUMMARY BLOCK							
ITERATION	1	2	3	4	5	M	TOTAL
TOTAL TASK STEPS EVALUATED							
TOTAL TASK STEPS "GO"							
TRAINING STATUS "GO"/"NO-GO"							

"\*" indicates a leader task step.

**SUPPORTING INDIVIDUAL TASKS**

Task Number	Task Title	References
071-326-5505	Issue an Oral Operation Order	STP 5-12B24-SM-TG STP 5-62G13-SM-TG

**SUPPORTING COLLECTIVE TASKS**

Task Number	Task Title	References
05-1-0412	Conduct Engineer Intelligence Collection	ARTEP 5-025-66-MTP ARTEP 5-155-66-MTP ARTEP 5-215-66-MTP ARTEP 5-425-66-MTP ARTEP 5-445-64-MTP ARTEP 5-445-66-MTP ARTEP 5-027-35-MTP
05-2-0408	Plan and Direct an Engineer Reconnaissance	ARTEP 5-053-35-MTP ARTEP 5-113-35-MTP ARTEP 5-145-32-MTP ARTEP 5-157-35-MTP ARTEP 5-217-35-MTP

**SUPPORTING COLLECTIVE TASKS**

<b>Task Number</b>	<b>Task Title</b>	<b>References</b>
		ARTEP 5-335-65-MTP
		ARTEP 5-337-35-MTP
		ARTEP 5-417-35-MTP
		ARTEP 5-423-35-MTP
		ARTEP 5-427-35-MTP
		ARTEP 5-434-35-MTP
		ARTEP 5-436-35-MTP
		ARTEP 5-437-38-MTP
		ARTEP 5-443-35-MTP
		ARTEP 5-447-35-MTP
		ARTEP 5-447-37-MTP
		ARTEP 5-463-35-MTP
		ARTEP 5-463-36-MTP
		ARTEP 5-473-35-MTP
		ARTEP 5-603-35-MTP
		ARTEP 5-607-35-MTP
		ARTEP 5-608-35-MTP
		ARTEP 5-423-35-MTP
05-2-0410	Manage Engineer Reconnaissance Operations	
		ARTEP 5-434-35-MTP
		ARTEP 5-603-35-MTP
		ARTEP 5-607-35-MTP
05-2-7008	Prepare an Operation Order (OPORD) (Company/Platoon)	
		ARTEP 5-608-35-MTP
		ARTEP 5-026-34-MTP
		ARTEP 5-027-10-MTP
		ARTEP 5-027-35-MTP
		ARTEP 5-053-11-MTP
		ARTEP 5-053-12-MTP
		ARTEP 5-053-35-MTP
		ARTEP 5-063-10-MTP
		ARTEP 5-063-11-MTP
		ARTEP 5-063-35-MTP
		ARTEP 5-113-11-MTP
		ARTEP 5-113-12-MTP
		ARTEP 5-113-35-MTP
		ARTEP 5-145-12-MTP
		ARTEP 5-145-32-MTP
		ARTEP 5-156-34-MTP
		ARTEP 5-157-10-MTP
		ARTEP 5-157-35-MTP
		ARTEP 5-216-34-MTP
		ARTEP 5-217-10-MTP
		ARTEP 5-217-35-MTP
		ARTEP 5-335-60-MTP
		ARTEP 5-335-65-MTP
		ARTEP 5-335-70-MTP
		ARTEP 5-336-34-MTP
		ARTEP 5-337-10-MTP
		ARTEP 5-337-35-MTP
		ARTEP 5-413-35-MTP
		ARTEP 5-416-14-MTP
		ARTEP 5-416-34-MTP

**SUPPORTING COLLECTIVE TASKS**

<b>Task Number</b>	<b>Task Title</b>	<b>References</b>
		ARTEP 5-417-13-MTP
		ARTEP 5-423-11-MTP
		ARTEP 5-423-35-MTP
		ARTEP 5-424-35-MTP
		ARTEP 5-426-34-MTP
		ARTEP 5-427-10-MTP
		ARTEP 5-427-35-MTP
		ARTEP 5-434-35-MTP
		ARTEP 5-436-35-MTP
		ARTEP 5-436-37-MTP
		ARTEP 5-437-10-MTP
		ARTEP 5-437-11-MTP
		ARTEP 5-437-36-MTP
		ARTEP 5-437-38-MTP
		ARTEP 5-446-34-MTP
		ARTEP 5-446-36-MTP
		ARTEP 5-447-10-MTP
		ARTEP 5-447-11-MTP
		ARTEP 5-447-35-MTP
		ARTEP 5-447-37-MTP
		ARTEP 5-463-10-MTP
		ARTEP 5-463-12-MTP
		ARTEP 5-463-15-MTP
		ARTEP 5-463-17-MTP
		ARTEP 5-463-35-MTP
		ARTEP 5-463-36-MTP
		ARTEP 5-473-35-MTP
		ARTEP 5-500-66-MTP
		ARTEP 5-520-10-MTP
		ARTEP 5-520-12-MTP
		ARTEP 5-520-14-MTP
		ARTEP 5-530-14-MTP
		ARTEP 5-530-16-MTP
		ARTEP 5-603-35-MTP
		ARTEP 5-605-66-MTP
		ARTEP 5-607-35-MTP
		ARTEP 5-608-35-MTP
		ARTEP 5-616-34-MTP
		ARTEP 5-617-10-MTP
		ARTEP 5-617-11-MTP
		ARTEP 5-617-35-MTP

**OPFOR TASKS AND STANDARDS**

**TASK:** Conduct an Ambush (5-OPFOR-0007)

**CONDITION:** The enemy is moving in a convoy. The opposing forces (OPFOR) element is positioned along the enemy's route.

**STANDARD:** The OPFOR element inflicts casualties on the enemy and causes vehicle and equipment damage. 1. Prepares an ambush site before the element arrives. 2. Surprises march element forces. 3. Inflicts heavy casualties within the designated kill zone. 4. Inflicts heavy damage to vehicles and equipment within the designated kill zone. 5. Delays the march element from reaching a specified destination for a specified period of time. 6. Withdraws on order. 7. Sustains no casualties. 8. Reports actions to superiors.

**TASK:** Gather Intelligence (5-OPFOR-0011)

**CONDITION:** The opposing forces (OPFOR) small element, operating in the rear area, is planning attacks on enemy bases. Information is needed to complete the plans.

**STANDARD:** The OPFOR element infiltrates, gathers intelligence information, and submits its findings to the command. 1. Identifies all priority intelligence requirements (PIR) and other intelligence requirements. 2. Passes through any outpost, defensive wire, or warning devices undetected. 3. Moves to an observation point that offers cover and concealment and is clear enough to gather PIR and other intelligence requirements. 4. Gathers all PIR and other intelligence requirements. 5. Withdraws from the area undetected. 6. Reports all information to the OPFOR headquarters (HQ).

**TASK:** Disrupt Movement (5-OPFOR-0014)

**CONDITION:** The enemy is expected to move through the opposing forces (OPFOR) element's area of operations. The OPFOR element has received an operation order (OPORD) or fragmentary order (FRAGO) to disrupt enemy movement. The enemy has the capability to defend with direct fire and antiarmor weapons.

**STANDARD:** The OPFOR element delays enemy movement. 1. Delays the element. 2. Forces the element to deviate from its route. 3. Prevents the element from reaching its destination. 4. Surprises the element's main body.

**TASK:** Disrupt a Route Reconnaissance (5-OPFOR-0021)

**CONDITION:** The enemy is conducting a route reconnaissance. The opposing forces (OPFOR) element is positioned along the enemy's route.

**STANDARD:** The OPFOR element attempts to disrupt a squad/section conducting a route reconnaissance. 1. Prevents the unit from meeting its specified time schedule. 2. Forces the unit to deviate from its specified route. 3. Prevents the unit from reaching its assigned destination. 4. Surprises the squad/section. 5. Inflicts casualties on the unit.

**TASK:** Surrender to the Capturing Unit on the Battlefield (5-OPFOR-0024)

**CONDITION:** The enemy has captured the opposing forces (OPFOR) element's soldiers, documents, and equipment sensitive to the OPFOR tactical operations.

**STANDARD:** The OPFOR soldiers retain or destroy documents and equipment. The OPFOR element surrenders documents and equipment of no tactical use to the enemy and attempts to conceal or destroy items of tactical value. The OPFOR element attempts escape and evasion. 1. Prevents the successful capture of documents and equipment. 2. Destroys documents and equipment. 3. Removes identifying markings from equipment. 4. Removes unit-identifying insignia. 5. Provides misleading information. 6. Plans an escape. 7. Delays movement to the nearest collection point. 8. Prevents safeguarding of enemy prisoners of war (EPWs) in order to cause embarrassment to the United States (US).

**TASK:** Conduct Sniper Operations (5-OPFOR-0006)

**CONDITION:** The opposing forces (OPFOR) element has assigned snipers (regular or irregular elements) in the enemy's rear area along the main supply route (MSR) and near support sites.

**STANDARD:** The OPFOR element kills or wounds targets. 1. Sets up a well-concealed location. 2. Engages vehicle drivers or personnel on foot with short bursts of semiautomatic fire. 3. Kills or wounds selected targets. 4. Prevents the position from being discovered by enemy forces. 5. Evacuates the area without being spotted. 6. Reports all specified priority intelligence requirements (PIR) and other intelligence requirements to the OPFOR headquarters (HQ).

**TASK:** Conduct a Raid (5-OPFOR-0004)

**CONDITION:** The opposing forces (OPFOR) element has occupied an objective rally point and has orders to conduct a raid on a combat service support (CSS) base.

**STANDARD:** The OPFOR element infiltrates the enemy's base and destroys all of the targets. 1. Surprises the enemy forces. 2. Assaults the support base and accomplishes the assigned tasks. 3. Destroys the specified equipment and supplies. 4. Avoids being decisively engaged. 5. Withdraws all personnel from the objective areas within the time prescribed. 6. Obtains all priority intelligence requirements (PIR) from the raid site. 7. Sustains only light casualties from enemy fire.

**TASK:** Defeat Obstacles (5-OPFOR-0009)

**CONDITION:** The opposing forces (OPFOR) element encounters an obstacle that blocks the avenue of approach as it advances upon the enemy forces.

**STANDARD:** The OPFOR element bypasses or breaches the enemy obstacle. 1. Detects the obstacle before halting its main body. 2. Defeats the obstacle. a. Bypasses the obstacle without entering the engagement areas. b. Breaches the obstacle within 45 minutes and passes its entire force through the obstacle. 3. Does not incur degradation to the point that the mission must be discontinued.

**TASK:** Disrupt a Net Control Station (NCS) (5-OPFOR-0019)

**CONDITION:** The enemy has established a NCS. The opposing forces (OPFOR) element has radio and jamming equipment.

**STANDARD:** The OPFOR element attempts to disrupt an NCS. 1. Attempts to locate the radio frequency that the unit is operating on. 2. Attempts to enter the radio net. 3. Attempts to issue "bogus" orders to a unit on the net. 4. Jams the radio frequency and forces the unit to go to an alternate frequency.

**TASK:** Conduct Terrorist and Saboteur Attacks (5-OPFOR-0005)

**CONDITION:** The opposing forces (OPFOR) element dispatches small teams into the enemy's rear area to disrupt combat service support (CSS) operations.

**STANDARD:** The enemy sustains disrupted command and control (C2), destroyed equipment and supplies, and light casualties. 1. Locates rear support bases and C2 facilities. 2. Delays and disrupts CSS operations through probes. 3. Infiltrates CSS bases to conduct sabotage and terrorist activities. 4. Inflicts light casualties. 5. Destroys supplies and equipment.

**TASK:** Conduct an Attack (5-OPFOR-0008)

**CONDITION:** The enemy is conducting tactical operations. The opposing forces (OPFOR) element receives orders to attack the enemy, the area of occupation, or the main supply route (MSR) with smoke.

**STANDARD:** The OPFOR element disrupts the enemy's movement and smoke operations. 1. Determines the delivery method of the smoke attack. 2. Locates the target. 3. Delivers the smoke attack downwind. 4. Attacks the enemy with smoke, and surge attacks when the enemy responds to the smoke.

**TASK:** Disrupt Construction of Vehicle Fighting Positions (5-OPFOR-0020)

**CONDITION:** The opposing forces (OPFOR) element has located the enemy. The priority intelligence requirements (PIR) and other intelligence obtained by OPFOR patrols indicate the enemy is constructing vehicle fighting positions within its defensive area. The OPFOR element has automatic and antiarmor weapons and light mortars.

**STANDARD:** The OPFOR element attempts to disrupt the enemy's efforts to establish vehicle fighting positions. 1. Locates the defensive area. 2. Surprises the main body. 3. Penetrates the defensive area with squad-size probes. 4. Inflicts casualties on the unit. 5. Destroys vehicles. 6. Disrupts the unit's preparations (prevents or delays beyond the unit's allotted time).

**TASK:** Disrupt an Engineer Reconnaissance (5-OPFOR-0022)

**CONDITION:** The enemy is conducting an engineer reconnaissance. The opposing forces (OPFOR) element is positioned along the enemy's route.

**STANDARD:** The OPFOR element disrupts an engineer reconnaissance. 1. Prevents the unit from meeting its specified time schedule. 2. Forces the unit to deviate from its specified route. 3. Prevents the unit from accomplishing its assigned engineer reconnaissance. 4. Surprises the unit conducting the reconnaissance.

**TASK:** Conduct an Aerial Reconnaissance (5-OPFOR-0010)

**CONDITION:** The opposing forces (OPFOR) headquarters (HQ) element requires intelligence on the locations and identification of enemy elements. An aircraft is dispatched to take photographs and make a visual inspection of the enemy rear area.

**STANDARD:** The OPFOR element gathers photograph intelligence of the enemy. 1. Photographs the assigned sectors. 2. Makes quick visual checks where the ceiling is low. 3. Locates enemy positions in the area, particularly support and storage bases, and command and control (C2) facilities. 4. Sustains no loss of aircraft. 5. Reports priority intelligence requirements (PIR) and other information requirements to the OPFOR HQ.

**TASK:** Defend a Minefield (5-OPFOR-0023)

**CONDITION:** The enemy is conducting a minefield sweeping operation. The opposing forces (OPFOR) element has a minefield placed in the enemy's path. The minefield is under constant observation and fire.

**STANDARD:** The OPFOR element defends a minefield against an enemy element conducting a minefield sweeping operation. 1. Prevents the unit from detecting the obstacle. 2. Disrupts the minefield sweeping operation. 3. Prevents the unit from conducting the minefield sweeping operation, prevents the unit from moving all personnel through the breach, or delays the completion of the minefield sweeping operation for more than 45 minutes.

**TASK:** Disrupt Defensive Preparations (5-OPFOR-0018)

**CONDITION:** The opposing forces (OPFOR) element has located the enemy. Priority intelligence requirements (PIR) and other intelligence requirements obtained by OPFOR patrols indicate that the enemy elements are establishing defensive positions. The OPFOR element has automatic and antiarmor weapons and light mortars.

**STANDARD:** The OPFOR element disrupts and delays the enemy's defensive preparations. 1. Locates and penetrates the enemy's security system. 2. Forces the enemy to delay defensive preparations. 3. Disrupts the enemy's obstacle preparations.

**TASK:** Disrupt Quartering Party Operations (5-OPFOR-0017)

**CONDITION:** The enemy is conducting quartering party operations. It has established an assembly area (AA) but has not moved in the main body.

**STANDARD:** The opposing forces (OPFOR) element attempts to disrupt quartering party operations and infiltrate the enemy's AA. 1. Locates the quartering party and the AA. 2. Surprises the main body. 3. Penetrates the AA with squad-size probes. 4. Inflicts personnel casualties and vehicle damage. 5. Disrupts the unit's preparations (prevents or delays beyond the unit's allotted time).

**TASK:** Disrupt Enemy Movement and Operations Using Tactical Nuclear Weapons (5-OPFOR-0016)

**CONDITION:** The opposing forces (OPFOR) element has located the enemy. Priority intelligence requirements (PIR) and other intelligence requirements have been obtained by OPFOR patrols. Tactical nuclear weapons are employed against key locations in the rear area.

**STANDARD:** The OPFOR element disrupts enemy movement and operations. 1. Disrupts or delays the movement of the enemy's equipment and supplies to the forward areas. 2. Destroys enemy equipment and supplies. 3. Inflicts a high rate of nuclear casualties among the enemy forces. 4. Denies the enemy the use of specified areas. 5. Contaminates the enemy's equipment and supplies.

**TASK:** Disrupt Enemy Movement and Operations Using Persistent and Nonpersistent Chemical Weapons (5-OPFOR-0015)

**CONDITION:** The opposing forces (OPFOR) element has located the enemy. Priority intelligence requirements (PIR) and other intelligence requirements have been obtained by OPFOR patrols. The OPFOR units deliver chemical agents, by means of conventional artillery weapons or aircraft, along selected supply routes and key bases in the rear area.

**STANDARD:** The OPFOR element disrupts enemy movement and operations using persistent and nonpersistent chemical weapons. 1. Delivers chemical agents in low and densely wooded areas. 2. Delays the movement of enemy supplies and equipment to the forward areas. 3. Restricts the movement of the enemy units in the rear area. 4. Channels the movement of enemy units into predesignated ambush areas. 5. Contaminates enemy supplies and equipment. 6. Inflicts a high rate of casualties on enemy forces.

**TASK:** Counter Passage of Lines (5-OPFOR-0012)

**CONDITION:** Enemy forces are in defensive positions, but they are expected to attempt passage-of-lines operations. The opposing forces (OPFOR) received orders to disrupt enemy passage-of-lines operations.

**STANDARD:** The OPFOR element delays or prevents enemy passage of lines. 1. Delays the passage. 2. Prevents the company from moving all personnel through the stationary unit. 3. Engages the main body of either the moving or the stationary unit.

**TASK:** Conduct Air Attacks (5-OPFOR-0002)

**CONDITION:** The opposing forces (OPFOR) element in the rear area has forwarded the positions of the enemy support sites or the locations of moving elements. The OPFOR aircraft have been dispatched to attack enemy installations or convoys.



**STANDARD:** The OPFOR element attempts to delay, disrupt, or damage the enemy targets by air. 1. Locates the target (support sites or convoys). 2. Makes attack runs on the designated targets. 3. Inflicts heavy damage to the selected target. 4. Sustains no loss of aircraft. 5. Delays moving the force for more than one hour.

**TASK:** Attack (5-OPFOR-0001)

**CONDITION:** The opposing forces (OPFOR) element has located the enemy. The priority intelligence requirements (PIR) and other intelligence requirements have been obtained by OPFOR patrols. The OPFOR element has automatic and antiarmor weapons and light mortars.

**STANDARD:** The OPFOR element attempts to seize the terrain, vehicles, or equipment. 1. Develops an attack plan. 2. Surprises the enemy unit's main body. 3. Initiates the attack using a scheme of maneuver that exploits the enemy's flanks, gaps, and weaknesses. 4. Uses covered and concealed routes to approach the enemy forces' flanks, gaps, or weakly held areas. 5. Employs indirect fire to support the attack. 6. Penetrates enemy defenses. 7. Destroys equipment and supplies. 8. Inflicts heavy casualties. 9. Isolates the combat service support (CSS) base by blocking reinforcements. 10. Forces enemy units to displace. 11. Avoids being fixed in one position. 12. Withdraws before the CSS base is reinforced with tactical combat forces.

**TASK:** Disrupt Assembly Area (AA) Activities (5-OPFOR-0013)

**CONDITION:** Intelligence reports indicate that platoon- and company-size enemy units are operating in the opposing forces (OPFOR) area of operations. Enemy units can defend from AAs with direct fire, antiarmor weapons, and indirect fire. The enemy has close air support (CAS) and nuclear, biological, and chemical (NBC) capabilities.

**STANDARD:** The OPFOR element locates and disrupts the enemy's AA activities. 1. Locates the element's AA. 2. Probes the AA with squad- or team-size elements. 3. Inflicts more than 5 percent casualties on the element. 4. Disrupts the element's preparations (prevents or delays beyond the element's allotted time).

**TASK:** Maintain Contact (5-OPFOR-0003)

**CONDITION:** The opposing forces (OPFOR) element is engaged with enemy base defense forces. The enemy forces are withdrawing under pressure.

**STANDARD:** The OPFOR element maintains enemy contact while the enemy withdraws. 1. Engages the enemy forces decisively. 2. Advances the OPFOR as the enemy forces withdraw. 3. Inflicts heavy casualties. 4. Captures the members of the enemy force. 5. Captures documents and equipment. 6. Safeguards captured documents, equipment, and personnel.

**ELEMENTS:** Company  
 Three Engineer Platoon Headquarters  
 Nine Engineer Squads  
 Assault and Obstacle Platoon Headquarters  
 Obstacle Section  
 Three Assault Sections

**TASK:** Conduct an Engineer Reconnaissance (05-3-0407)  
 (FM 5-170) (FM 5-34)

**ITERATION:** 1 2 3 4 5 M (Circle)  
**COMMANDER/LEADER ASSESSMENT:** T P U (Circle)

**CONDITIONS:** The element leader receives a fragmentary order (FRAGO) or an operation order (OPORD) to conduct an engineer reconnaissance for possible assets and obstructions along a proposed movement route. The reconnaissance checklist is completed based on the commander's intent. Digital units have performed functionality checks, and systems are operational. The area is secured, but enemy contact is possible. Some iterations of this task should be performed in MOPP4.

**TASK STANDARDS:** The element identifies engineer resources in the designated area. The element uses the correct symbols to prepare and submit an overlay, all required reports, and Department of the Army (DA) Form 1711-R. Digital units send reports using frequency-modulated (FM) or digital means and follow up with the appropriate DA forms and update overlays to provide a current common operational picture (COP). Locations are accurate to within plus or minus 10 meters. The measurements, dimensions, and quantities are accurate to within plus or minus 10 percent. The element completes the reconnaissance within the time specified in the OPORD. The time required to perform this task is increased when conducting it in mission-oriented protection posture (MOPP) 4.

TASK STEPS AND PERFORMANCE MEASURES	GO	NO-GO
<p>* 1. The element leader received a FRAGO or an OPORD to conduct an engineer reconnaissance.                      NOTE: Digital units request intelligence information by requesting All Source Analysis System (ASAS) information and Digital Topographic Support System (DTSS) products from higher headquarters (HQ).</p> <ul style="list-style-type: none"> <li>a. Coordinated through the Operations and Training Officer (US Army) (S3) or the task force (TF) engineer for ground security forces or aviation security forces.</li> <li>b. Requested an enemy situation brief from Intelligence Officer (US Army) (S2).</li> <li>c. Conducted a thorough map reconnaissance including the start points (SPs), the release points (RPs), the route, and the terrain.</li> <li>d. Reviewed the unit tactical standing operating procedure (TACSOP) or the standing operating procedure (SOP).</li> <li>e. The area or the target for the reconnaissance met the commander's intent and requirements; for example, materials, equipment, bivouac, terrain, barriers, and errors or omissions on the map.</li> </ul> <p>* 2. The element leader prepared an overlay of the designated area.</p> <ul style="list-style-type: none"> <li>a. Drew routes to scale on the overlay, showed the limit of sector symbols, and terrain features (bridges, water, and such).</li> <li>b. Plotted at least two grid reference points and a grid or magnetic north arrow.</li> </ul>		

TASK STEPS AND PERFORMANCE MEASURES	GO	NO-GO
<p>c. Prepared a title block. As a minimum, included a name, a social security number (SSN), a unit, a map sheet, a series, a scale, and any remarks such as security classification placed at the top and bottom and downgrade information.</p> <p>* 3. The element leader briefs the subunit leaders on the reconnaissance mission.</p> <p>a. Used the five-paragraph order format to include the--</p> <p>(1) Area to reconnoiter.</p> <p>(2) Method of reconnaissance as either hasty or deliberate.</p> <p>(3) Objectives of the reconnaissance.</p> <p>(4) Time and distance factors.</p> <p>(5) Noise and light discipline.</p> <p>b. Conducted troop-leading procedures.</p> <p>c. Conducted precombat checks (PCCs) and precombat inspections (PCIs).</p> <p>d. Drew the required equipment, forms, and material for reconnaissance.</p> <p>4. The reconnaissance team reconnoitered the designated area and provided detailed information.</p> <p>a. Provided information about the area's special features and structures, such as the bivouac, equipment, materials, water points, terrain, construction sites, and obstacles and barriers to movement. The information included any errors or omissions on the map.</p> <p>b. Reconnoitered the designated area.</p> <p>c. Provided information about the geographical locations utilizing the critical-point symbol with engineer resource symbols.</p> <p>* 5. The element leader reviews the overlay and fills out DA Form 1711-R.</p> <p>NOTE: Digital units send reconnaissance information using text messaging, update digital overlays, and send updated reports using the Force XXI Battle Command Brigade and Below (FBCB2) System/Maneuver Control System (MCS) and follow up with the appropriate hard copy DA Forms according to the unit's TACSOP.</p> <p>a. Checked the overlay for completeness (critical points and engineer resource symbols).</p> <p>b. Ensured that DA Form 1711-R was completed for all engineer resources identified by a critical symbol.</p> <p>c. Recorded all measurements in meters.</p> <p>d. Signed DA Form(s) 1711-R.</p> <p>6. The elements leader briefs the commander on the reconnaissance mission and submits the overlay, reports, and DA Form 1711-R to the commander within the prescribed time on the OPORD.</p> <p>a. Submitted the completed DA Form(s) 1711-R.</p> <p>b. Submitted the completed overlay and reports.</p>		

TASK PERFORMANCE / EVALUATION SUMMARY BLOCK							
ITERATION	1	2	3	4	5	M	TOTAL
TOTAL TASK STEPS EVALUATED							
TOTAL TASK STEPS "GO"							
TRAINING STATUS "GO"/"NO-GO"							

"\*" indicates a leader task step.

**SUPPORTING INDIVIDUAL TASKS**

<b>Task Number</b>	<b>Task Title</b>	<b>References</b>
052-196-3035	Prepare an Engineer Reconnaissance Report	STP 5-12B24-SM-TG STP 5-62G13-SM-TG
052-196-3065	Prepare a Route Reconnaissance Overlay	STP 5-12B24-SM-TG STP 5-62G13-SM-TG
052-196-3150	Conduct Route Reconnaissance	STP 5-12B24-SM-TG STP 5-62G13-SM-TG
071-326-5505	Issue an Oral Operation Order	STP 5-12B24-SM-TG STP 5-62G13-SM-TG

**SUPPORTING COLLECTIVE TASKS**

<b>Task Number</b>	<b>Task Title</b>	<b>References</b>
05-2-7008	Prepare an Operation Order (OPORD) (Company/Platoon)	ARTEP 5-026-34-MTP  ARTEP 5-027-10-MTP ARTEP 5-027-35-MTP ARTEP 5-053-11-MTP ARTEP 5-053-12-MTP ARTEP 5-053-35-MTP ARTEP 5-063-10-MTP ARTEP 5-063-11-MTP ARTEP 5-063-35-MTP ARTEP 5-113-11-MTP ARTEP 5-113-12-MTP ARTEP 5-113-35-MTP ARTEP 5-145-12-MTP ARTEP 5-145-32-MTP ARTEP 5-156-34-MTP ARTEP 5-157-10-MTP ARTEP 5-157-35-MTP ARTEP 5-216-34-MTP ARTEP 5-217-10-MTP ARTEP 5-217-35-MTP ARTEP 5-335-60-MTP ARTEP 5-335-65-MTP ARTEP 5-335-70-MTP ARTEP 5-336-34-MTP ARTEP 5-337-10-MTP ARTEP 5-337-35-MTP ARTEP 5-413-35-MTP ARTEP 5-416-14-MTP ARTEP 5-416-34-MTP ARTEP 5-417-13-MTP ARTEP 5-423-11-MTP ARTEP 5-423-35-MTP ARTEP 5-424-35-MTP ARTEP 5-426-34-MTP ARTEP 5-427-10-MTP ARTEP 5-427-35-MTP ARTEP 5-434-35-MTP ARTEP 5-436-35-MTP ARTEP 5-436-37-MTP ARTEP 5-437-10-MTP

**SUPPORTING COLLECTIVE TASKS**

Task Number	Task Title	References
05-3-0413	Conduct a Tactical Reconnaissance	ARTEP 5-437-11-MTP ARTEP 5-437-36-MTP ARTEP 5-437-38-MTP ARTEP 5-446-34-MTP ARTEP 5-446-36-MTP ARTEP 5-447-10-MTP ARTEP 5-447-11-MTP ARTEP 5-447-35-MTP ARTEP 5-447-37-MTP ARTEP 5-463-10-MTP ARTEP 5-463-12-MTP ARTEP 5-463-15-MTP ARTEP 5-463-17-MTP ARTEP 5-463-35-MTP ARTEP 5-463-36-MTP ARTEP 5-473-35-MTP ARTEP 5-500-66-MTP ARTEP 5-520-10-MTP ARTEP 5-520-12-MTP ARTEP 5-520-14-MTP ARTEP 5-530-14-MTP ARTEP 5-530-16-MTP ARTEP 5-603-35-MTP ARTEP 5-605-66-MTP ARTEP 5-607-35-MTP ARTEP 5-608-35-MTP ARTEP 5-616-34-MTP ARTEP 5-617-10-MTP ARTEP 5-617-11-MTP ARTEP 5-617-35-MTP ARTEP 5-027-10-MTP ARTEP 5-053-12-MTP ARTEP 5-063-10-MTP ARTEP 5-113-12-MTP ARTEP 5-157-10-MTP ARTEP 5-217-10-MTP ARTEP 5-427-10-MTP ARTEP 5-447-10-MTP ARTEP 5-447-11-MTP

**OPFOR TASKS AND STANDARDS**

**TASK:** Conduct an Ambush (5-OPFOR-0007)

**CONDITION:** The enemy is moving in a convoy. The opposing forces (OPFOR) element is positioned along the enemy's route.

**STANDARD:** The OPFOR element inflicts casualties on the enemy and causes vehicle and equipment damage. 1. Prepares an ambush site before the element arrives. 2. Surprises march element forces. 3. Inflicts heavy casualties within the designated kill zone. 4. Inflicts heavy damage to vehicles and equipment within the designated kill zone. 5. Delays the march element from reaching a specified destination for a specified period of time. 6. Withdraws on order. 7. Sustains no casualties. 8. Reports actions to superiors.

**TASK:** Gather Intelligence (5-OPFOR-0011)

**CONDITION:** The opposing forces (OPFOR) small element, operating in the rear area, is planning attacks on enemy bases. Information is needed to complete the plans.

**STANDARD:** The OPFOR element infiltrates, gathers intelligence information, and submits its findings to the command. 1. Identifies all priority intelligence requirements (PIR) and other intelligence requirements. 2. Passes through any outpost, defensive wire, or warning devices undetected. 3. Moves to an observation point that offers cover and concealment and is clear enough to gather PIR and other intelligence requirements. 4. Gathers all PIR and other intelligence requirements. 5. Withdraws from the area undetected. 6. Reports all information to the OPFOR headquarters (HQ).

**TASK:** Disrupt Movement (5-OPFOR-0014)

**CONDITION:** The enemy is expected to move through the opposing forces (OPFOR) element's area of operations. The OPFOR element has received an operation order (OPORD) or fragmentary order (FRAGO) to disrupt enemy movement. The enemy has the capability to defend with direct fire and antiarmor weapons.

**STANDARD:** The OPFOR element delays enemy movement. 1. Delays the element. 2. Forces the element to deviate from its route. 3. Prevents the element from reaching its destination. 4. Surprises the element's main body.

**TASK:** Disrupt a Route Reconnaissance (5-OPFOR-0021)

**CONDITION:** The enemy is conducting a route reconnaissance. The opposing forces (OPFOR) element is positioned along the enemy's route.

**STANDARD:** The OPFOR element attempts to disrupt a squad/section conducting a route reconnaissance. 1. Prevents the unit from meeting its specified time schedule. 2. Forces the unit to deviate from its specified route. 3. Prevents the unit from reaching its assigned destination. 4. Surprises the squad/section. 5. Inflicts casualties on the unit.

**TASK:** Conduct Sniper Operations (5-OPFOR-0006)

**CONDITION:** The opposing forces (OPFOR) element has assigned snipers (regular or irregular elements) in the enemy's rear area along the main supply route (MSR) and near support sites.

**STANDARD:** The OPFOR element kills or wounds targets. 1. Sets up a well-concealed location. 2. Engages vehicle drivers or personnel on foot with short bursts of semiautomatic fire. 3. Kills or wounds selected targets. 4. Prevents the position from being discovered by enemy forces. 5. Evacuates the area without being spotted. 6. Reports all specified priority intelligence requirements (PIR) and other intelligence requirements to the OPFOR headquarters (HQ).

**TASK:** Conduct a Raid (5-OPFOR-0004)

**CONDITION:** The opposing forces (OPFOR) element has occupied an objective rally point and has orders to conduct a raid on a combat service support (CSS) base.

**STANDARD:** The OPFOR element infiltrates the enemy's base and destroys all of the targets. 1. Surprises the enemy forces. 2. Assaults the support base and accomplishes the assigned tasks. 3. Destroys the specified equipment and supplies. 4. Avoids being decisively engaged. 5. Withdraws all personnel from the objective areas within the time prescribed. 6. Obtains all priority intelligence requirements (PIR) from the raid site. 7. Sustains only light casualties from enemy fire.

**TASK:** Conduct an Attack (5-OPFOR-0008)

**CONDITION:** The enemy is conducting tactical operations. The opposing forces (OPFOR) element receives orders to attack the enemy, the area of occupation, or the main supply route (MSR) with smoke.

**STANDARD:** The OPFOR element disrupts the enemy's movement and smoke operations. 1. Determines the delivery method of the smoke attack. 2. Locates the target. 3. Delivers the smoke attack downwind. 4. Attacks the enemy with smoke, and surge attacks when the enemy responds to the smoke.

**TASK:** Disrupt a Net Control Station (NCS) (5-OPFOR-0019)

**CONDITION:** The enemy has established a NCS. The opposing forces (OPFOR) element has radio and jamming equipment.

**STANDARD:** The OPFOR element attempts to disrupt an NCS. 1. Attempts to locate the radio frequency that the unit is operating on. 2. Attempts to enter the radio net. 3. Attempts to issue "bogus" orders to a unit on the net. 4. Jams the radio frequency and forces the unit to go to an alternate frequency.

**TASK:** Disrupt Construction of Vehicle Fighting Positions (5-OPFOR-0020)

**CONDITION:** The opposing forces (OPFOR) element has located the enemy. The priority intelligence requirements (PIR) and other intelligence obtained by OPFOR patrols indicate the enemy is constructing vehicle fighting positions within its defensive area. The OPFOR element has automatic and antiarmor weapons and light mortars.

**STANDARD:** The OPFOR element attempts to disrupt the enemy's efforts to establish vehicle fighting positions. 1. Locates the defensive area. 2. Surprises the main body. 3. Penetrates the defensive area with squad-size probes. 4. Inflicts casualties on the unit. 5. Destroys vehicles. 6. Disrupts the unit's preparations (prevents or delays beyond the unit's allotted time).

**TASK:** Defeat Obstacles (5-OPFOR-0009)

**CONDITION:** The opposing forces (OPFOR) element encounters an obstacle that blocks the avenue of approach as it advances upon the enemy forces.

**STANDARD:** The OPFOR element bypasses or breaches the enemy obstacle. 1. Detects the obstacle before halting its main body. 2. Defeats the obstacle. a. Bypasses the obstacle without entering the engagement areas. b. Breaches the obstacle within 45 minutes and passes its entire force through the obstacle. 3. Does not incur degradation to the point that the mission must be discontinued.

**TASK:** Disrupt an Engineer Reconnaissance (5-OPFOR-0022)

**CONDITION:** The enemy is conducting an engineer reconnaissance. The opposing forces (OPFOR) element is positioned along the enemy's route.

**STANDARD:** The OPFOR element disrupts an engineer reconnaissance. 1. Prevents the unit from meeting its specified time schedule. 2. Forces the unit to deviate from its specified route. 3. Prevents the unit from accomplishing its assigned engineer reconnaissance. 4. Surprises the unit conducting the reconnaissance.

**TASK:** Conduct an Aerial Reconnaissance (5-OPFOR-0010)

**CONDITION:** The opposing forces (OPFOR) headquarters (HQ) element requires intelligence on the locations and identification of enemy elements. An aircraft is dispatched to take photographs and make a visual inspection of the enemy rear area.

**STANDARD:** The OPFOR element gathers photograph intelligence of the enemy. 1. Photographs the assigned sectors. 2. Makes quick visual checks where the ceiling is low. 3. Locates enemy positions in the area, particularly support and storage bases, and command and control (C2) facilities. 4. Sustains no loss of aircraft. 5. Reports priority intelligence requirements (PIR) and other information requirements to the OPFOR HQ.

**TASK:** Conduct Terrorist and Saboteur Attacks (5-OPFOR-0005)

**CONDITION:** The opposing forces (OPFOR) element dispatches small teams into the enemy's rear area to disrupt combat service support (CSS) operations.

**STANDARD:** The enemy sustains disrupted command and control (C2), destroyed equipment and supplies, and light casualties. 1. Locates rear support bases and C2 facilities. 2. Delays and disrupts CSS operations through probes. 3. Infiltrates CSS bases to conduct sabotage and terrorist activities. 4. Inflicts light casualties. 5. Destroys supplies and equipment.

**TASK:** Defend a Minefield (5-OPFOR-0023)

**CONDITION:** The enemy is conducting a minefield sweeping operation. The opposing forces (OPFOR) element has a minefield placed in the enemy's path. The minefield is under constant observation and fire.

**STANDARD:** The OPFOR element defends a minefield against an enemy element conducting a minefield sweeping operation. 1. Prevents the unit from detecting the obstacle. 2. Disrupts the minefield sweeping operation. 3. Prevents the unit from conducting the minefield sweeping operation, prevents the unit from moving all personnel through the breach, or delays the completion of the minefield sweeping operation for more than 45 minutes.

**TASK:** Disrupt Defensive Preparations (5-OPFOR-0018)

**CONDITION:** The opposing forces (OPFOR) element has located the enemy. Priority intelligence requirements (PIR) and other intelligence requirements obtained by OPFOR patrols indicate that the enemy elements are establishing defensive positions. The OPFOR element has automatic and antiarmor weapons and light mortars.

**STANDARD:** The OPFOR element disrupts and delays the enemy's defensive preparations. 1. Locates and penetrates the enemy's security system. 2. Forces the enemy to delay defensive preparations. 3. Disrupts the enemy's obstacle preparations.

**TASK:** Disrupt Quartering Party Operations (5-OPFOR-0017)

**CONDITION:** The enemy is conducting quartering party operations. It has established an assembly area (AA) but has not moved in the main body.



**STANDARD:** The opposing forces (OPFOR) element attempts to disrupt quartering party operations and infiltrate the enemy's AA. 1. Locates the quartering party and the AA. 2. Surprises the main body. 3. Penetrates the AA with squad-size probes. 4. Inflicts personnel casualties and vehicle damage. 5. Disrupts the unit's preparations (prevents or delays beyond the unit's allotted time).

**TASK:** Disrupt Enemy Movement and Operations Using Tactical Nuclear Weapons (5-OPFOR-0016)

**CONDITION:** The opposing forces (OPFOR) element has located the enemy. Priority intelligence requirements (PIR) and other intelligence requirements have been obtained by OPFOR patrols. Tactical nuclear weapons are employed against key locations in the rear area.

**STANDARD:** The OPFOR element disrupts enemy movement and operations. 1. Disrupts or delays the movement of the enemy's equipment and supplies to the forward areas. 2. Destroys enemy equipment and supplies. 3. Inflicts a high rate of nuclear casualties among the enemy forces. 4. Denies the enemy the use of specified areas. 5. Contaminates the enemy's equipment and supplies.

**TASK:** Disrupt Enemy Movement and Operations Using Persistent and Nonpersistent Chemical Weapons (5-OPFOR-0015)

**CONDITION:** The opposing forces (OPFOR) element has located the enemy. Priority intelligence requirements (PIR) and other intelligence requirements have been obtained by OPFOR patrols. The OPFOR units deliver chemical agents, by means of conventional artillery weapons or aircraft, along selected supply routes and key bases in the rear area.

**STANDARD:** The OPFOR element disrupts enemy movement and operations using persistent and nonpersistent chemical weapons. 1. Delivers chemical agents in low and densely wooded areas. 2. Delays the movement of enemy supplies and equipment to the forward areas. 3. Restricts the movement of the enemy units in the rear area. 4. Channels the movement of enemy units into predesignated ambush areas. 5. Contaminates enemy supplies and equipment. 6. Inflicts a high rate of casualties on enemy forces.

**TASK:** Counter Passage of Lines (5-OPFOR-0012)

**CONDITION:** Enemy forces are in defensive positions, but they are expected to attempt passage-of-lines operations. The opposing forces (OPFOR) received orders to disrupt enemy passage-of-lines operations.

**STANDARD:** The OPFOR element delays or prevents enemy passage of lines. 1. Delays the passage. 2. Prevents the company from moving all personnel through the stationary unit. 3. Engages the main body of either the moving or the stationary unit.

**TASK:** Conduct Air Attacks (5-OPFOR-0002)

**CONDITION:** The opposing forces (OPFOR) element in the rear area has forwarded the positions of the enemy support sites or the locations of moving elements. The OPFOR aircraft have been dispatched to attack enemy installations or convoys.

**STANDARD:** The OPFOR element attempts to delay, disrupt, or damage the enemy targets by air. 1. Locates the target (support sites or convoys). 2. Makes attack runs on the designated targets. 3. Inflicts heavy damage to the selected target. 4. Sustains no loss of aircraft. 5. Delays moving the force for more than one hour.

**TASK:** Surrender to the Capturing Unit on the Battlefield (5-OPFOR-0024)

**CONDITION:** The enemy has captured the opposing forces (OPFOR) element's soldiers, documents, and equipment sensitive to the OPFOR tactical operations.

**STANDARD:** The OPFOR soldiers retain or destroy documents and equipment. The OPFOR element surrenders documents and equipment of no tactical use to the enemy and attempts to conceal or destroy items of tactical value. The OPFOR element attempts escape and evasion. 1. Prevents the successful capture of documents and equipment. 2. Destroys documents and equipment. 3. Removes identifying markings from equipment. 4. Removes unit-identifying insignia. 5. Provides misleading information. 6. Plans an escape. 7. Delays movement to the nearest collection point. 8. Prevents safeguarding of enemy prisoners of war (EPWs) in order to cause embarrassment to the United States (US).

**TASK:** Attack (5-OPFOR-0001)

**CONDITION:** The opposing forces (OPFOR) element has located the enemy. The priority intelligence requirements (PIR) and other intelligence requirements have been obtained by OPFOR patrols. The OPFOR element has automatic and antiarmor weapons and light mortars.

**STANDARD:** The OPFOR element attempts to seize the terrain, vehicles, or equipment. 1. Develops an attack plan. 2. Surprises the enemy unit's main body. 3. Initiates the attack using a scheme of maneuver that exploits the enemy's flanks, gaps, and weaknesses. 4. Uses covered and concealed routes to approach the enemy forces' flanks, gaps, or weakly held areas. 5. Employs indirect fire to support the attack. 6. Penetrates enemy defenses. 7. Destroys equipment and supplies. 8. Inflicts heavy casualties. 9. Isolates the combat service support (CSS) base by blocking reinforcements. 10. Forces enemy units to displace. 11. Avoids being fixed in one position. 12. Withdraws before the CSS base is reinforced with tactical combat forces.

**TASK:** Disrupt Assembly Area (AA) Activities (5-OPFOR-0013)

**CONDITION:** Intelligence reports indicate that platoon- and company-size enemy units are operating in the opposing forces (OPFOR) area of operations. Enemy units can defend from AAs with direct fire, antiarmor weapons, and indirect fire. The enemy has close air support (CAS) and nuclear, biological, and chemical (NBC) capabilities.

**STANDARD:** The OPFOR element locates and disrupts the enemy's AA activities. 1. Locates the element's AA. 2. Probes the AA with squad- or team-size elements. 3. Inflicts more than 5 percent casualties on the element. 4. Disrupts the element's preparations (prevents or delays beyond the element's allotted time).

**TASK:** Maintain Contact (5-OPFOR-0003)

**CONDITION:** The opposing forces (OPFOR) element is engaged with enemy base defense forces. The enemy forces are withdrawing under pressure.

**STANDARD:** The OPFOR element maintains enemy contact while the enemy withdraws. 1. Engages the enemy forces decisively. 2. Advances the OPFOR as the enemy forces withdraw. 3. Inflicts heavy casualties. 4. Captures the members of the enemy force. 5. Captures documents and equipment. 6. Safeguards captured documents, equipment, and personnel.

**ELEMENTS:** Company  
 Three Engineer Platoon Headquarters  
 Nine Engineer Squads  
 Assault and Obstacle Platoon Headquarters  
 Obstacle Section  
 Three Assault Sections

**TASK:** Conduct an Obstacle and Restriction Reconnaissance (05-3-0411.05-R01A)  
 (FM 5-170) (FM 20-32) (FM 3-34.2)  
 (FM 3-34.230) (FM 5-34) (FM 7-7)  
 (FM 7-7J) (FM 7-8)

**ITERATION:** 1 2 3 4 5 M (Circle)

**COMMANDER/LEADER ASSESSMENT:** T P U (Circle)

**CONDITIONS:** The element leader receives a fragmentary order (FRAGO) or operation order (OPORD) to conduct an obstacle and restriction reconnaissance of a suspected or reported enemy obstacle location. Digital units have performed functionality checks, and systems are operational. The area is unsecured and enemy contact is possible. Some iterations of this task should be performed in MOPP4.

**TASK STANDARDS:** The element identifies and reports all enemy obstacle information critical to the tactical operation. Digital units send and receive reports using frequency-modulated (FM) or digital means to update overlays and provide an updated common operational picture (COP), situational awareness (SA), and follow up with appropriate Department of the Army (DA) forms or text messages according to the unit's tactical standing operating procedure (TACSOP). The obstruction locations are identified using 8-digit grid coordinates and accurate to 20 meters. The measurements, dimensions, and quantities are within 10 percent. Enemy forces do not detect the element. The reconnaissance is completed within the time specified in the FRAGO or the OPORD. The time required to perform this task is increased when conducting it in mission-oriented protection posture (MOPP) 4.

TASK STEPS AND PERFORMANCE MEASURES	GO	NO-GO
<p>* 1. The element leader receives a FRAGO or an OPORD to conduct an obstacle and restriction reconnaissance.</p> <ul style="list-style-type: none"> <li>a. Conducted troop-leading procedures.</li> <li>b. Conducted precombat checks (PCCs) and precombat inspections (PCIs).</li> <li>c. Drew the required equipment, forms, and material for the reconnaissance.</li> </ul> <p>* 2. The element leader is directed by the unit leader to gather information based on the intelligence preparation of the battlefield (IPB), an intelligence report, or a tasking in the intelligence collection plan.</p> <p>NOTE: Digital units request intelligence information from higher headquarters (HQ) by requesting All-Source Analysis System (ASAS) information and Digital Topographic Support System (DTSS) products.</p> <ul style="list-style-type: none"> <li>a. Gathered known information about the obstacle from the IPB, the engineer battlefield assessment (EBA), or previous reports, to include maps and graphics.</li> <li>b. Obtained the location of the named area of interest (NAI) or reconnaissance route from higher HQ.</li> <li>c. Received a not later than report time from the unit leader.</li> <li>d. Briefed subelement leaders on the reconnaissance mission using the five-paragraph order format. The information included--                         <ul style="list-style-type: none"> <li>(1) The route to reconnoiter.</li> <li>(2) The method of reconnaissance as either hasty or deliberate.</li> </ul> </li> </ul>		

TASK STEPS AND PERFORMANCE MEASURES	GO	NO-GO
<p>(3) Reconnaissance objectives, such as the obstacle location, trafficability, and water points.</p> <p>(4) Radio communications for the progress report, any requested assistance, and the communications check.</p> <p>(5) Actions that the security team and element members are to take upon enemy contact.</p> <p>(6) Time and distance factors.</p> <p>(7) Noise and light discipline.</p> <p>3. The element moves tactically to a covered and concealed position in overwatch and has visual contact with the obstacle or NAI.</p> <p>NOTE: Physical contact with the obstacle is not required; however, dismounted movement to the obstacle is required to obtain some information. The vehicle remains covered and concealed during the dismounted movement.</p> <p>4. The element gathers information on the obstacle.</p> <p>a. Used the required reconnaissance forms.</p> <p>b. Gathered pertinent information on the obstacle, to include the--</p> <p>(1) Location.</p> <p>(2) Orientation and depth.</p> <p>(3) Conditions of the soil to determine the ability to use mechanical reduction assets on a minefield.</p> <p>(4) Presence, location, and type of wire.</p> <p>(5) Gaps and bypasses.</p> <p>(6) Composition of the minefield; for example, the buried or surface-laid antitank (AT) and antipersonnel (AP) mines, antihandling devices (AHDs), and mine depth.</p> <p>(7) Mine type.</p> <p>(8) Location of enemy direct-fire weapons.</p> <p>(9) Location of enemy indirect-fire systems capable of firing into the reduction area.</p> <p>(10) Composition of complex obstacles.</p> <p>(11) Gaps between successive obstacle belts.</p> <p>5. The element organizes and submits the information in the obstacle intelligence (OBSTINTEL) report format.</p> <p>NOTE: See FM 20-32, for an example of an OBSTINTEL report format.</p> <p>a. Completed the appropriate DA forms.</p> <p>b. Submitted the OBSTINTEL report to higher HQ according to the unit's TACSOP.</p> <p>NOTE: Digital units send reconnaissance information, reports, and orders through the Force XXI Battle Command Brigade and Below (FBCB2) System or the Maneuver Control System (MCS).</p> <p>* 6. The element leader (along with the entire reconnaissance team) is debriefed by the commander, the Operations and Training Officer (US Army) (S3), the Intelligence Officer (US Army) (S2), or the task force (TF) engineer.</p> <p>NOTE: The unit's standing operating procedure (SOP) or TACSOP will determine the requirements for the debriefing.</p> <p>* 7. The element leader turns over the required completed reconnaissance forms and overlays.</p>		

TASK PERFORMANCE / EVALUATION SUMMARY BLOCK							
ITERATION	1	2	3	4	5	M	TOTAL
TOTAL TASK STEPS EVALUATED							
TOTAL TASK STEPS "GO"							
TRAINING STATUS "GO"/"NO-GO"							

"\*\*" indicates a leader task step.

**SUPPORTING INDIVIDUAL TASKS**

Task Number	Task Title	References
052-192-1127	Prepare an AN/PSS-12 Mine Detector for Operation	STP 5-12B1-SM STP 5-62G13-SM-TG

**SUPPORTING COLLECTIVE TASKS**

Task Number	Task Title	References
05-1-0008	Prepare an Operation Order (OPORD)	ARTEP 5-025-66-MTP ARTEP 5-026-34-MTP ARTEP 5-155-66-MTP ARTEP 5-156-34-MTP ARTEP 5-215-66-MTP ARTEP 5-216-34-MTP ARTEP 5-332-68-MTP ARTEP 5-335-60-MTP ARTEP 5-335-66-MTP ARTEP 5-336-34-MTP ARTEP 5-402-33-MTP ARTEP 5-402-68-MTP ARTEP 5-412-68-MTP ARTEP 5-412-69-MTP ARTEP 5-415-66-MTP ARTEP 5-417-35-MTP ARTEP 5-425-66-MTP ARTEP 5-426-34-MTP ARTEP 5-435-66-MTP ARTEP 5-435-67-MTP ARTEP 5-436-35-MTP ARTEP 5-436-37-MTP ARTEP 5-445-64-MTP ARTEP 5-445-66-MTP ARTEP 5-446-34-MTP ARTEP 5-446-36-MTP ARTEP 5-602-68-MTP ARTEP 5-605-66-MTP ARTEP 5-606-34-MTP ARTEP 5-615-66-MTP ARTEP 5-616-34-MTP
05-2-1218	Conduct Report Procedures	ARTEP 5-026-34-MTP ARTEP 5-027-10-MTP ARTEP 5-053-11-MTP ARTEP 5-053-12-MTP

**SUPPORTING COLLECTIVE TASKS**

Task Number	Task Title	References
		ARTEP 5-053-35-MTP
		ARTEP 5-063-10-MTP
		ARTEP 5-063-11-MTP
		ARTEP 5-063-35-MTP
		ARTEP 5-113-11-MTP
		ARTEP 5-113-12-MTP
		ARTEP 5-113-35-MTP
		ARTEP 5-156-34-MTP
		ARTEP 5-157-10-MTP
		ARTEP 5-216-34-MTP
		ARTEP 5-217-10-MTP
		ARTEP 5-335-60-MTP
		ARTEP 5-335-65-MTP
		ARTEP 5-337-10-MTP
		ARTEP 5-337-35-MTP
		ARTEP 5-423-11-MTP
		ARTEP 5-424-35-MTP
		ARTEP 5-426-34-MTP
		ARTEP 5-427-10-MTP
		ARTEP 5-434-35-MTP
		ARTEP 5-435-67-MTP
		ARTEP 5-437-10-MTP
		ARTEP 5-437-11-MTP
		ARTEP 5-437-36-MTP
		ARTEP 5-437-38-MTP
		ARTEP 5-446-34-MTP
		ARTEP 5-446-36-MTP
		ARTEP 5-447-10-MTP
		ARTEP 5-447-11-MTP
		ARTEP 5-463-10-MTP
		ARTEP 5-463-12-MTP
		ARTEP 5-463-15-MTP
		ARTEP 5-463-17-MTP
		ARTEP 5-603-35-MTP
05-3-0002	Prepare an Engineer Estimate (Platoon)	ARTEP 5-027-10-MTP
		ARTEP 5-053-11-MTP
		ARTEP 5-053-12-MTP
		ARTEP 5-063-10-MTP
		ARTEP 5-063-11-MTP
		ARTEP 5-157-10-MTP
		ARTEP 5-217-10-MTP
		ARTEP 5-427-10-MTP
		ARTEP 5-447-10-MTP
		ARTEP 5-447-11-MTP
		ARTEP 5-463-10-MTP
		ARTEP 5-463-12-MTP
		ARTEP 5-463-15-MTP
		ARTEP 5-463-17-MTP

**OPFOR TASKS AND STANDARDS**

**TASK:** Conduct an Ambush (5-OPFOR-0007)

**CONDITION:** The enemy is moving in a convoy. The opposing forces (OPFOR) element is positioned along the enemy's route.

**STANDARD:** The OPFOR element inflicts casualties on the enemy and causes vehicle and equipment damage. 1. Prepares an ambush site before the element arrives. 2. Surprises march element forces. 3. Inflicts heavy casualties within the designated kill zone. 4. Inflicts heavy damage to vehicles and equipment within the designated kill zone. 5. Delays the march element from reaching a specified destination for a specified period of time. 6. Withdraws on order. 7. Sustains no casualties. 8. Reports actions to superiors.

**TASK:** Disrupt Movement (5-OPFOR-0014)

**CONDITION:** The enemy is expected to move through the opposing forces (OPFOR) element's area of operations. The OPFOR element has received an operation order (OPORD) or fragmentary order (FRAGO) to disrupt enemy movement. The enemy has the capability to defend with direct fire and antiarmor weapons.

**STANDARD:** The OPFOR element delays enemy movement. 1. Delays the element. 2. Forces the element to deviate from its route. 3. Prevents the element from reaching its destination. 4. Surprises the element's main body.

**TASK:** Disrupt a Route Reconnaissance (5-OPFOR-0021)

**CONDITION:** The enemy is conducting a route reconnaissance. The opposing forces (OPFOR) element is positioned along the enemy's route.

**STANDARD:** The OPFOR element attempts to disrupt a squad/section conducting a route reconnaissance. 1. Prevents the unit from meeting its specified time schedule. 2. Forces the unit to deviate from its specified route. 3. Prevents the unit from reaching its assigned destination. 4. Surprises the squad/section. 5. Inflicts casualties on the unit.

**TASK:** Conduct Sniper Operations (5-OPFOR-0006)

**CONDITION:** The opposing forces (OPFOR) element has assigned snipers (regular or irregular elements) in the enemy's rear area along the main supply route (MSR) and near support sites.

**STANDARD:** The OPFOR element kills or wounds targets. 1. Sets up a well-concealed location. 2. Engages vehicle drivers or personnel on foot with short bursts of semiautomatic fire. 3. Kills or wounds selected targets. 4. Prevents the position from being discovered by enemy forces. 5. Evacuates the area without being spotted. 6. Reports all specified priority intelligence requirements (PIR) and other intelligence requirements to the OPFOR headquarters (HQ).

**TASK:** Conduct a Raid (5-OPFOR-0004)

**CONDITION:** The opposing forces (OPFOR) element has occupied an objective rally point and has orders to conduct a raid on a combat service support (CSS) base.

**STANDARD:** The OPFOR element infiltrates the enemy's base and destroys all of the targets. 1. Surprises the enemy forces. 2. Assaults the support base and accomplishes the assigned tasks. 3. Destroys the specified equipment and supplies. 4. Avoids being decisively engaged. 5. Withdraws all personnel from the objective areas within the time prescribed. 6. Obtains all priority intelligence requirements (PIR) from the raid site. 7. Sustains only light casualties from enemy fire.

**TASK:** Surrender to the Capturing Unit on the Battlefield (5-OPFOR-0024)

**CONDITION:** The enemy has captured the opposing forces (OPFOR) element's soldiers, documents, and equipment sensitive to the OPFOR tactical operations.

**STANDARD:** The OPFOR soldiers retain or destroy documents and equipment. The OPFOR element surrenders documents and equipment of no tactical use to the enemy and attempts to conceal or destroy items of tactical value. The OPFOR element attempts escape and evasion. 1. Prevents the successful capture of documents and equipment. 2. Destroys documents and equipment. 3. Removes identifying markings from equipment. 4. Removes unit-identifying insignia. 5. Provides misleading information. 6. Plans an escape. 7. Delays movement to the nearest collection point. 8. Prevents safeguarding of enemy prisoners of war (EPWs) in order to cause embarrassment to the United States (US).

**TASK:** Conduct an Attack (5-OPFOR-0008)

**CONDITION:** The enemy is conducting tactical operations. The opposing forces (OPFOR) element receives orders to attack the enemy, the area of occupation, or the main supply route (MSR) with smoke.

**STANDARD:** The OPFOR element disrupts the enemy's movement and smoke operations. 1. Determines the delivery method of the smoke attack. 2. Locates the target. 3. Delivers the smoke attack downwind. 4. Attacks the enemy with smoke, and surge attacks when the enemy responds to the smoke.

**TASK:** Disrupt a Net Control Station (NCS) (5-OPFOR-0019)

**CONDITION:** The enemy has established a NCS. The opposing forces (OPFOR) element has radio and jamming equipment.

**STANDARD:** The OPFOR element attempts to disrupt an NCS. 1. Attempts to locate the radio frequency that the unit is operating on. 2. Attempts to enter the radio net. 3. Attempts to issue "bogus" orders to a unit on the net. 4. Jams the radio frequency and forces the unit to go to an alternate frequency.

**TASK:** Disrupt Construction of Vehicle Fighting Positions (5-OPFOR-0020)

**CONDITION:** The opposing forces (OPFOR) element has located the enemy. The priority intelligence requirements (PIR) and other intelligence obtained by OPFOR patrols indicate the enemy is constructing vehicle fighting positions within its defensive area. The OPFOR element has automatic and antiarmor weapons and light mortars.

**STANDARD:** The OPFOR element attempts to disrupt the enemy's efforts to establish vehicle fighting positions. 1. Locates the defensive area. 2. Surprises the main body. 3. Penetrates the defensive area with squad-size probes. 4. Inflicts casualties on the unit. 5. Destroys vehicles. 6. Disrupts the unit's preparations (prevents or delays beyond the unit's allotted time).

**TASK:** Defeat Obstacles (5-OPFOR-0009)

**CONDITION:** The opposing forces (OPFOR) element encounters an obstacle that blocks the avenue of approach as it advances upon the enemy forces.

**STANDARD:** The OPFOR element bypasses or breaches the enemy obstacle. 1. Detects the obstacle before halting its main body. 2. Defeats the obstacle. a. Bypasses the obstacle without entering the engagement areas. b. Breaches the obstacle within 45 minutes and passes its entire force through the obstacle. 3. Does not incur degradation to the point that the mission must be discontinued.

**TASK:** Disrupt an Engineer Reconnaissance (5-OPFOR-0022)



**CONDITION:** The enemy is conducting an engineer reconnaissance. The opposing forces (OPFOR) element is positioned along the enemy's route.

**STANDARD:** The OPFOR element disrupts an engineer reconnaissance. 1. Prevents the unit from meeting its specified time schedule. 2. Forces the unit to deviate from its specified route. 3. Prevents the unit from accomplishing its assigned engineer reconnaissance. 4. Surprises the unit conducting the reconnaissance.

**TASK:** Conduct an Aerial Reconnaissance (5-OPFOR-0010)

**CONDITION:** The opposing forces (OPFOR) headquarters (HQ) element requires intelligence on the locations and identification of enemy elements. An aircraft is dispatched to take photographs and make a visual inspection of the enemy rear area.

**STANDARD:** The OPFOR element gathers photograph intelligence of the enemy. 1. Photographs the assigned sectors. 2. Makes quick visual checks where the ceiling is low. 3. Locates enemy positions in the area, particularly support and storage bases, and command and control (C2) facilities. 4. Sustains no loss of aircraft. 5. Reports priority intelligence requirements (PIR) and other information requirements to the OPFOR HQ.

**TASK:** Conduct Terrorist and Saboteur Attacks (5-OPFOR-0005)

**CONDITION:** The opposing forces (OPFOR) element dispatches small teams into the enemy's rear area to disrupt combat service support (CSS) operations.

**STANDARD:** The enemy sustains disrupted command and control (C2), destroyed equipment and supplies, and light casualties. 1. Locates rear support bases and C2 facilities. 2. Delays and disrupts CSS operations through probes. 3. Infiltrates CSS bases to conduct sabotage and terrorist activities. 4. Inflicts light casualties. 5. Destroys supplies and equipment.

**TASK:** Defend a Minefield (5-OPFOR-0023)

**CONDITION:** The enemy is conducting a minefield sweeping operation. The opposing forces (OPFOR) element has a minefield placed in the enemy's path. The minefield is under constant observation and fire.

**STANDARD:** The OPFOR element defends a minefield against an enemy element conducting a minefield sweeping operation. 1. Prevents the unit from detecting the obstacle. 2. Disrupts the minefield sweeping operation. 3. Prevents the unit from conducting the minefield sweeping operation, prevents the unit from moving all personnel through the breach, or delays the completion of the minefield sweeping operation for more than 45 minutes.

**TASK:** Disrupt Defensive Preparations (5-OPFOR-0018)

**CONDITION:** The opposing forces (OPFOR) element has located the enemy. Priority intelligence requirements (PIR) and other intelligence requirements obtained by OPFOR patrols indicate that the enemy elements are establishing defensive positions. The OPFOR element has automatic and antiarmor weapons and light mortars.

**STANDARD:** The OPFOR element disrupts and delays the enemy's defensive preparations. 1. Locates and penetrates the enemy's security system. 2. Forces the enemy to delay defensive preparations. 3. Disrupts the enemy's obstacle preparations.

**TASK:** Disrupt Quartering Party Operations (5-OPFOR-0017)

**CONDITION:** The enemy is conducting quartering party operations. It has established an assembly area (AA) but has not moved in the main body.

**STANDARD:** The opposing forces (OPFOR) element attempts to disrupt quartering party operations and infiltrate the enemy's AA. 1. Locates the quartering party and the AA. 2. Surprises the main body. 3. Penetrates the AA with squad-size probes. 4. Inflicts personnel casualties and vehicle damage. 5. Disrupts the unit's preparations (prevents or delays beyond the unit's allotted time).

**TASK:** Disrupt Enemy Movement and Operations Using Tactical Nuclear Weapons (5-OPFOR-0016)

**CONDITION:** The opposing forces (OPFOR) element has located the enemy. Priority intelligence requirements (PIR) and other intelligence requirements have been obtained by OPFOR patrols. Tactical nuclear weapons are employed against key locations in the rear area.

**STANDARD:** The OPFOR element disrupts enemy movement and operations. 1. Disrupts or delays the movement of the enemy's equipment and supplies to the forward areas. 2. Destroys enemy equipment and supplies. 3. Inflicts a high rate of nuclear casualties among the enemy forces. 4. Denies the enemy the use of specified areas. 5. Contaminates the enemy's equipment and supplies.

**TASK:** Disrupt Enemy Movement and Operations Using Persistent and Nonpersistent Chemical Weapons (5-OPFOR-0015)

**CONDITION:** The opposing forces (OPFOR) element has located the enemy. Priority intelligence requirements (PIR) and other intelligence requirements have been obtained by OPFOR patrols. The OPFOR units deliver chemical agents, by means of conventional artillery weapons or aircraft, along selected supply routes and key bases in the rear area.

**STANDARD:** The OPFOR element disrupts enemy movement and operations using persistent and nonpersistent chemical weapons. 1. Delivers chemical agents in low and densely wooded areas. 2. Delays the movement of enemy supplies and equipment to the forward areas. 3. Restricts the movement of the enemy units in the rear area. 4. Channels the movement of enemy units into predesignated ambush areas. 5. Contaminates enemy supplies and equipment. 6. Inflicts a high rate of casualties on enemy forces.

**TASK:** Counter Passage of Lines (5-OPFOR-0012)

**CONDITION:** Enemy forces are in defensive positions, but they are expected to attempt passage-of-lines operations. The opposing forces (OPFOR) received orders to disrupt enemy passage-of-lines operations.

**STANDARD:** The OPFOR element delays or prevents enemy passage of lines. 1. Delays the passage. 2. Prevents the company from moving all personnel through the stationary unit. 3. Engages the main body of either the moving or the stationary unit.

**TASK:** Conduct Air Attacks (5-OPFOR-0002)

**CONDITION:** The opposing forces (OPFOR) element in the rear area has forwarded the positions of the enemy support sites or the locations of moving elements. The OPFOR aircraft have been dispatched to attack enemy installations or convoys.

**STANDARD:** The OPFOR element attempts to delay, disrupt, or damage the enemy targets by air. 1. Locates the target (support sites or convoys). 2. Makes attack runs on the designated targets. 3. Inflicts heavy damage to the selected target. 4. Sustains no loss of aircraft. 5. Delays moving the force for more than one hour.

**TASK:** Attack (5-OPFOR-0001)

**CONDITION:** The opposing forces (OPFOR) element has located the enemy. The priority intelligence requirements (PIR) and other intelligence requirements have been obtained by OPFOR patrols. The OPFOR element has automatic and antiarmor weapons and light mortars.

**STANDARD:** The OPFOR element attempts to seize the terrain, vehicles, or equipment. 1. Develops an attack plan. 2. Surprises the enemy unit's main body. 3. Initiates the attack using a scheme of maneuver that exploits the enemy's flanks, gaps, and weaknesses. 4. Uses covered and concealed routes to approach the enemy forces' flanks, gaps, or weakly held areas. 5. Employs indirect fire to support the attack. 6. Penetrates enemy defenses. 7. Destroys equipment and supplies. 8. Inflicts heavy casualties. 9. Isolates the combat service support (CSS) base by blocking reinforcements. 10. Forces enemy units to displace. 11. Avoids being fixed in one position. 12. Withdraws before the CSS base is reinforced with tactical combat forces.

**TASK:** Disrupt Assembly Area (AA) Activities (5-OPFOR-0013)

**CONDITION:** Intelligence reports indicate that platoon- and company-size enemy units are operating in the opposing forces (OPFOR) area of operations. Enemy units can defend from AAs with direct fire, antiarmor weapons, and indirect fire. The enemy has close air support (CAS) and nuclear, biological, and chemical (NBC) capabilities.

**STANDARD:** The OPFOR element locates and disrupts the enemy's AA activities. 1. Locates the element's AA. 2. Probes the AA with squad- or team-size elements. 3. Inflicts more than 5 percent casualties on the element. 4. Disrupts the element's preparations (prevents or delays beyond the element's allotted time).

**TASK:** Maintain Contact (5-OPFOR-0003)

**CONDITION:** The opposing forces (OPFOR) element is engaged with enemy base defense forces. The enemy forces are withdrawing under pressure.

**STANDARD:** The OPFOR element maintains enemy contact while the enemy withdraws. 1. Engages the enemy forces decisively. 2. Advances the OPFOR as the enemy forces withdraw. 3. Inflicts heavy casualties. 4. Captures the members of the enemy force. 5. Captures documents and equipment. 6. Safeguards captured documents, equipment, and personnel.

**ELEMENTS:** Company  
 Three Engineer Platoon Headquarters  
 Nine Engineer Squads  
 Assault and Obstacle Platoon Headquarters  
 Obstacle Section  
 Three Assault Sections

**TASK:** Conduct a Technical Reconnaissance (05-3-0412)  
 (FM 5-170) (FM 5-34) (FM 7-7)  
 (FM 7-7J) (FM 7-8)

**ITERATION:** 1 2 3 4 5 M (Circle)

**COMMANDER/LEADER ASSESSMENT:** T P U (Circle)

**CONDITIONS:** The element leader receives a fragmentary order (FRAGO) or an operation order (OPORD) to conduct a technical reconnaissance to locate obstructions along a proposed movement route. Digital units have completed functionality checks, and systems are operational. The area is secured, but enemy contact is possible. Some iterations of this task should be performed in MOPP4.

**TASK STANDARDS:** The reconnaissance team conducts a technical reconnaissance to verify the technical data along the main supply route (MSR). All Department of the Army (DA) forms contain the required information. There are no time restraints, unless otherwise specified in the FRAGO or the OPORD. Digital units send and receive reports using frequency-modulated (FM) or digital means. The time required to perform this task is increased when conducting it in mission-oriented protection posture (MOPP) 4.

TASK STEPS AND PERFORMANCE MEASURES	GO	NO-GO
<p>* 1. The element leader receives a FRAGO or an OPORD to conduct a technical reconnaissance.</p> <p>NOTE: Digital units request intelligence information from higher headquarters (HQ) through All-Source Analysis System (ASAS) and Digital Topographic Support System (DTSS) products.</p> <ul style="list-style-type: none"> <li>a. Coordinated through the Operations and Training Officer (US Army) (S3) or the task force (TF) engineer for a ground or aviation security force.</li> <li>b. Requested an enemy situation brief from the Intelligence Officer (US Army) (S2).</li> <li>c. Conducted a thorough map reconnaissance including the start points (SPs), the release points (RPs), and the route.</li> <li>d. Reviewed the unit's standing operating procedure (SOP) or tactical standing operating procedure (TACSOP).</li> <li>e. Met the commander's intent and requirements for the area or the target of reconnaissance.</li> <li>f. Briefed subelement leaders on the reconnaissance mission using the five-paragraph order format.</li> <li>g. Conducted troop-leading procedures.</li> <li>h. Conducted precombat checks (PCCs) and precombat inspections (PCIs).</li> <li>i. Obtained the required equipment, forms, and material for the reconnaissance.</li> </ul> <p>2. The reconnaissance team starts movement on the technical reconnaissance.</p> <ul style="list-style-type: none"> <li>a. Moved along the specified route.</li> <li>b. Maintained communications with the higher commander.</li> </ul> <p>3. The reconnaissance team conducts a bridge classification reconnaissance.</p>		

TASK STEPS AND PERFORMANCE MEASURES	GO	NO-GO
<p>a. Gathered the required information to complete DA Form 1249.                      b. Completed DA Form 1249 with the required information according to Field Manual (FM) 5-170.</p> <p>4. The reconnaissance team conducts a ferry reconnaissance.                      a. Gathered the required information to complete DA Form 1252.                      b. Completed DA Form 1252 with the required information according to FM 5-170.</p> <p>5. The reconnaissance team conducts a ford reconnaissance.                      a. Gathered the required information to complete DA Form 1251.                      b. Completed DA Form 1251 with the required information according to FM 5-170.</p> <p>6. The reconnaissance team conducts a road reconnaissance.                      a. Gathered the required information to complete DA Form 1248.                      b. Completed DA Form 1248 with the required information according to FM 5-170.</p> <p>7. The reconnaissance team conducts a tunnel reconnaissance or an underpass reconnaissance.                      a. Gathered the required information to complete DA Form 1250.                      b. Completed the DA Form 1250 with the required information according to FM 5-170.</p> <p>NOTE: Not all types of reconnaissance may be applicable to the commander's intent or requirements.</p> <p>8. The reconnaissance team starts movement to the assembly area (AA).                      NOTE: Digital units send reports, orders, and digital overlays to update the common operational picture (COP). Appropriate DA forms are submitted according to Standardization Agreement (STANAG) requirements and the unit's SOP.</p> <p>* 9. The S3, the S2, or the TF engineer debriefs the element leader and the reconnaissance team. The unit's SOP or the TACSOP determines the requirements for the debriefing.</p> <p>*10. The element leader provides the required reconnaissance forms.</p>		

TASK PERFORMANCE / EVALUATION SUMMARY BLOCK							
ITERATION	1	2	3	4	5	M	TOTAL
TOTAL TASK STEPS EVALUATED							
TOTAL TASK STEPS "GO"							
TRAINING STATUS "GO"/"NO-GO"							

"\*" indicates a leader task step.

**SUPPORTING INDIVIDUAL TASKS**

Task Number	Task Title	References
052-196-2002	Determine the Radius of Curves	STP 5-12B24-SM-TG STP 5-62G13-SM-TG
052-196-2101	Determine the Percent of Slope	STP 5-12B24-SM-TG STP 5-62G13-SM-TG
052-196-2103	Determine Gap Width	STP 5-12B24-SM-TG

**SUPPORTING INDIVIDUAL TASKS**

<b>Task Number</b>	<b>Task Title</b>	<b>References</b>
052-196-3030	Prepare a Road Reconnaissance Report	STP 5-62G13-SM-TG
052-196-3031	Prepare a Tunnel Reconnaissance Report	STP 5-12B24-SM-TG STP 5-62G13-SM-TG
052-196-3032	Prepare a Ford Reconnaissance Report	STP 5-12B24-SM-TG STP 5-62G13-SM-TG
052-196-3033	Prepare a Bridge Reconnaissance Report	STP 5-12B24-SM-TG STP 5-62G13-SM-TG
052-196-3035	Prepare an Engineer Reconnaissance Report	STP 5-12B24-SM-TG STP 5-62G13-SM-TG
052-196-3065	Prepare a Route Reconnaissance Overlay	STP 5-12B24-SM-TG STP 5-62G13-SM-TG
052-196-3150	Conduct Route Reconnaissance	STP 5-12B24-SM-TG STP 5-62G13-SM-TG
052-196-4013	Determine the Military Load Classification (MLC) of a Timber-Trestle Bridge	STP 5-12B24-SM-TG
052-196-4014	Determine the Military Load Classification (MLC) of a Concrete T-Beam Bridge	STP 5-12B24-SM-TG
052-196-4015	Determine the Military Load Classification (MLC) of a Concrete Slab Bridge	STP 5-12B24-SM-TG
052-196-4016	Determine the Military Load Classification (MLC) of a Masonry Arch Bridge	STP 5-12B24-SM-TG
052-196-4020	Determine the Military Load Classification (MLC) Steel Stringer Comp Bridge	STP 5-12B24-SM-TG
052-196-4021	Determine the Military Load Classification (MLC) Steel Stringer Non-Comp Bridge	STP 5-12B24-SM-TG
052-198-2007	Classify Vehicles Using Expedient Methods	STP 5-12B24-SM-TG STP 5-62G13-SM-TG

**SUPPORTING COLLECTIVE TASKS**

<b>Task Number</b>	<b>Task Title</b>	<b>References</b>
05-1-1391	Request a Standard Topographic Product	ARTEP 5-335-60-MTP ARTEP 5-335-66-MTP ARTEP 5-402-33-MTP ARTEP 5-402-68-MTP ARTEP 5-412-68-MTP ARTEP 5-412-69-MTP ARTEP 5-435-66-MTP ARTEP 5-435-67-MTP ARTEP 5-437-10-MTP ARTEP 5-437-11-MTP ARTEP 5-437-36-MTP ARTEP 5-437-38-MTP
05-2-1218	Conduct Report Procedures	ARTEP 5-026-34-MTP ARTEP 5-027-10-MTP ARTEP 5-053-11-MTP ARTEP 5-053-12-MTP ARTEP 5-053-35-MTP ARTEP 5-063-10-MTP ARTEP 5-063-11-MTP ARTEP 5-063-35-MTP

**SUPPORTING COLLECTIVE TASKS**

Task Number	Task Title	References
05-2-7008	Prepare an Operation Order (OPORD) (Company/Platoon)	ARTEP 5-113-11-MTP ARTEP 5-113-12-MTP ARTEP 5-113-35-MTP ARTEP 5-156-34-MTP ARTEP 5-157-10-MTP ARTEP 5-216-34-MTP ARTEP 5-217-10-MTP ARTEP 5-335-60-MTP ARTEP 5-335-65-MTP ARTEP 5-337-10-MTP ARTEP 5-337-35-MTP ARTEP 5-423-11-MTP ARTEP 5-424-35-MTP ARTEP 5-426-34-MTP ARTEP 5-427-10-MTP ARTEP 5-434-35-MTP ARTEP 5-435-67-MTP ARTEP 5-437-10-MTP ARTEP 5-437-11-MTP ARTEP 5-437-36-MTP ARTEP 5-437-38-MTP ARTEP 5-446-34-MTP ARTEP 5-446-36-MTP ARTEP 5-447-10-MTP ARTEP 5-447-11-MTP ARTEP 5-463-10-MTP ARTEP 5-463-12-MTP ARTEP 5-463-15-MTP ARTEP 5-463-17-MTP ARTEP 5-603-35-MTP ARTEP 5-026-34-MTP  ARTEP 5-027-10-MTP ARTEP 5-027-35-MTP ARTEP 5-053-11-MTP ARTEP 5-053-12-MTP ARTEP 5-053-35-MTP ARTEP 5-063-10-MTP ARTEP 5-063-11-MTP ARTEP 5-063-35-MTP ARTEP 5-113-11-MTP ARTEP 5-113-12-MTP ARTEP 5-113-35-MTP ARTEP 5-145-12-MTP ARTEP 5-145-32-MTP ARTEP 5-156-34-MTP ARTEP 5-157-10-MTP ARTEP 5-157-35-MTP ARTEP 5-216-34-MTP ARTEP 5-217-10-MTP ARTEP 5-217-35-MTP ARTEP 5-335-60-MTP ARTEP 5-335-65-MTP

**SUPPORTING COLLECTIVE TASKS**

<b>Task Number</b>	<b>Task Title</b>	<b>References</b>
		ARTEP 5-335-70-MTP
		ARTEP 5-336-34-MTP
		ARTEP 5-337-10-MTP
		ARTEP 5-337-35-MTP
		ARTEP 5-413-35-MTP
		ARTEP 5-416-14-MTP
		ARTEP 5-416-34-MTP
		ARTEP 5-417-13-MTP
		ARTEP 5-423-11-MTP
		ARTEP 5-423-35-MTP
		ARTEP 5-424-35-MTP
		ARTEP 5-426-34-MTP
		ARTEP 5-427-10-MTP
		ARTEP 5-427-35-MTP
		ARTEP 5-434-35-MTP
		ARTEP 5-436-35-MTP
		ARTEP 5-436-37-MTP
		ARTEP 5-437-10-MTP
		ARTEP 5-437-11-MTP
		ARTEP 5-437-36-MTP
		ARTEP 5-437-38-MTP
		ARTEP 5-446-34-MTP
		ARTEP 5-446-36-MTP
		ARTEP 5-447-10-MTP
		ARTEP 5-447-11-MTP
		ARTEP 5-447-35-MTP
		ARTEP 5-447-37-MTP
		ARTEP 5-463-10-MTP
		ARTEP 5-463-12-MTP
		ARTEP 5-463-15-MTP
		ARTEP 5-463-17-MTP
		ARTEP 5-463-35-MTP
		ARTEP 5-463-36-MTP
		ARTEP 5-473-35-MTP
		ARTEP 5-500-66-MTP
		ARTEP 5-520-10-MTP
		ARTEP 5-520-12-MTP
		ARTEP 5-520-14-MTP
		ARTEP 5-530-14-MTP
		ARTEP 5-530-16-MTP
		ARTEP 5-603-35-MTP
		ARTEP 5-605-66-MTP
		ARTEP 5-607-35-MTP
		ARTEP 5-608-35-MTP
		ARTEP 5-616-34-MTP
		ARTEP 5-617-10-MTP
		ARTEP 5-617-11-MTP
		ARTEP 5-617-35-MTP

**OPFOR TASKS AND STANDARDS**

**TASK:** Conduct an Ambush (5-OPFOR-0007)



**CONDITION:** The enemy is moving in a convoy. The opposing forces (OPFOR) element is positioned along the enemy's route.

**STANDARD:** The OPFOR element inflicts casualties on the enemy and causes vehicle and equipment damage. 1. Prepares an ambush site before the element arrives. 2. Surprises march element forces. 3. Inflicts heavy casualties within the designated kill zone. 4. Inflicts heavy damage to vehicles and equipment within the designated kill zone. 5. Delays the march element from reaching a specified destination for a specified period of time. 6. Withdraws on order. 7. Sustains no casualties. 8. Reports actions to superiors.

**TASK:** Disrupt Movement (5-OPFOR-0014)

**CONDITION:** The enemy is expected to move through the opposing forces (OPFOR) element's area of operations. The OPFOR element has received an operation order (OPORD) or fragmentary order (FRAGO) to disrupt enemy movement. The enemy has the capability to defend with direct fire and antiarmor weapons.

**STANDARD:** The OPFOR element delays enemy movement. 1. Delays the element. 2. Forces the element to deviate from its route. 3. Prevents the element from reaching its destination. 4. Surprises the element's main body.

**TASK:** Disrupt a Route Reconnaissance (5-OPFOR-0021)

**CONDITION:** The enemy is conducting a route reconnaissance. The opposing forces (OPFOR) element is positioned along the enemy's route.

**STANDARD:** The OPFOR element attempts to disrupt a squad/section conducting a route reconnaissance. 1. Prevents the unit from meeting its specified time schedule. 2. Forces the unit to deviate from its specified route. 3. Prevents the unit from reaching its assigned destination. 4. Surprises the squad/section. 5. Inflicts casualties on the unit.

**TASK:** Conduct Sniper Operations (5-OPFOR-0006)

**CONDITION:** The opposing forces (OPFOR) element has assigned snipers (regular or irregular elements) in the enemy's rear area along the main supply route (MSR) and near support sites.

**STANDARD:** The OPFOR element kills or wounds targets. 1. Sets up a well-concealed location. 2. Engages vehicle drivers or personnel on foot with short bursts of semiautomatic fire. 3. Kills or wounds selected targets. 4. Prevents the position from being discovered by enemy forces. 5. Evacuates the area without being spotted. 6. Reports all specified priority intelligence requirements (PIR) and other intelligence requirements to the OPFOR headquarters (HQ).

**TASK:** Surrender to the Capturing Unit on the Battlefield (5-OPFOR-0024)

**CONDITION:** The enemy has captured the opposing forces (OPFOR) element's soldiers, documents, and equipment sensitive to the OPFOR tactical operations.

**STANDARD:** The OPFOR soldiers retain or destroy documents and equipment. The OPFOR element surrenders documents and equipment of no tactical use to the enemy and attempts to conceal or destroy items of tactical value. The OPFOR element attempts escape and evasion. 1. Prevents the successful capture of documents and equipment. 2. Destroys documents and equipment. 3. Removes identifying markings from equipment. 4. Removes unit-identifying insignia. 5. Provides misleading information. 6. Plans an escape. 7. Delays movement to the nearest collection point. 8. Prevents safeguarding of enemy prisoners of war (EPWs) in order to cause embarrassment to the United States (US).

**TASK:** Conduct an Attack (5-OPFOR-0008)

**CONDITION:** The enemy is conducting tactical operations. The opposing forces (OPFOR) element receives orders to attack the enemy, the area of occupation, or the main supply route (MSR) with smoke.

**STANDARD:** The OPFOR element disrupts the enemy's movement and smoke operations. 1. Determines the delivery method of the smoke attack. 2. Locates the target. 3. Delivers the smoke attack downwind. 4. Attacks the enemy with smoke, and surge attacks when the enemy responds to the smoke.

**TASK:** Disrupt a Net Control Station (NCS) (5-OPFOR-0019)

**CONDITION:** The enemy has established a NCS. The opposing forces (OPFOR) element has radio and jamming equipment.

**STANDARD:** The OPFOR element attempts to disrupt an NCS. 1. Attempts to locate the radio frequency that the unit is operating on. 2. Attempts to enter the radio net. 3. Attempts to issue "bogus" orders to a unit on the net. 4. Jams the radio frequency and forces the unit to go to an alternate frequency.

**TASK:** Disrupt Construction of Vehicle Fighting Positions (5-OPFOR-0020)

**CONDITION:** The opposing forces (OPFOR) element has located the enemy. The priority intelligence requirements (PIR) and other intelligence obtained by OPFOR patrols indicate the enemy is constructing vehicle fighting positions within its defensive area. The OPFOR element has automatic and antiarmor weapons and light mortars.

**STANDARD:** The OPFOR element attempts to disrupt the enemy's efforts to establish vehicle fighting positions. 1. Locates the defensive area. 2. Surprises the main body. 3. Penetrates the defensive area with squad-size probes. 4. Inflicts casualties on the unit. 5. Destroys vehicles. 6. Disrupts the unit's preparations (prevents or delays beyond the unit's allotted time).

**TASK:** Defeat Obstacles (5-OPFOR-0009)

**CONDITION:** The opposing forces (OPFOR) element encounters an obstacle that blocks the avenue of approach as it advances upon the enemy forces.

**STANDARD:** The OPFOR element bypasses or breaches the enemy obstacle. 1. Detects the obstacle before halting its main body. 2. Defeats the obstacle. a. Bypasses the obstacle without entering the engagement areas. b. Breaches the obstacle within 45 minutes and passes its entire force through the obstacle. 3. Does not incur degradation to the point that the mission must be discontinued.

**TASK:** Disrupt an Engineer Reconnaissance (5-OPFOR-0022)

**CONDITION:** The enemy is conducting an engineer reconnaissance. The opposing forces (OPFOR) element is positioned along the enemy's route.

**STANDARD:** The OPFOR element disrupts an engineer reconnaissance. 1. Prevents the unit from meeting its specified time schedule. 2. Forces the unit to deviate from its specified route. 3. Prevents the unit from accomplishing its assigned engineer reconnaissance. 4. Surprises the unit conducting the reconnaissance.

**TASK:** Conduct an Aerial Reconnaissance (5-OPFOR-0010)

**CONDITION:** The opposing forces (OPFOR) headquarters (HQ) element requires intelligence on the locations and identification of enemy elements. An aircraft is dispatched to take photographs and make a visual inspection of the enemy rear area.

**STANDARD:** The OPFOR element gathers photograph intelligence of the enemy. 1. Photographs the assigned sectors. 2. Makes quick visual checks where the ceiling is low. 3. Locates enemy positions in the area, particularly support and storage bases, and command and control (C2) facilities. 4. Sustains no loss of aircraft. 5. Reports priority intelligence requirements (PIR) and other information requirements to the OPFOR HQ.

**TASK:** Conduct Terrorist and Saboteur Attacks (5-OPFOR-0005)

**CONDITION:** The opposing forces (OPFOR) element dispatches small teams into the enemy's rear area to disrupt combat service support (CSS) operations.

**STANDARD:** The enemy sustains disrupted command and control (C2), destroyed equipment and supplies, and light casualties. 1. Locates rear support bases and C2 facilities. 2. Delays and disrupts CSS operations through probes. 3. Infiltrates CSS bases to conduct sabotage and terrorist activities. 4. Inflicts light casualties. 5. Destroys supplies and equipment.

**TASK:** Defend a Minefield (5-OPFOR-0023)

**CONDITION:** The enemy is conducting a minefield sweeping operation. The opposing forces (OPFOR) element has a minefield placed in the enemy's path. The minefield is under constant observation and fire.

**STANDARD:** The OPFOR element defends a minefield against an enemy element conducting a minefield sweeping operation. 1. Prevents the unit from detecting the obstacle. 2. Disrupts the minefield sweeping operation. 3. Prevents the unit from conducting the minefield sweeping operation, prevents the unit from moving all personnel through the breach, or delays the completion of the minefield sweeping operation for more than 45 minutes.

**TASK:** Conduct a Raid (5-OPFOR-0004)

**CONDITION:** The opposing forces (OPFOR) element has occupied an objective rally point and has orders to conduct a raid on a combat service support (CSS) base.

**STANDARD:** The OPFOR element infiltrates the enemy's base and destroys all of the targets. 1. Surprises the enemy forces. 2. Assaults the support base and accomplishes the assigned tasks. 3. Destroys the specified equipment and supplies. 4. Avoids being decisively engaged. 5. Withdraws all personnel from the objective areas within the time prescribed. 6. Obtains all priority intelligence requirements (PIR) from the raid site. 7. Sustains only light casualties from enemy fire.

**TASK:** Disrupt Defensive Preparations (5-OPFOR-0018)

**CONDITION:** The opposing forces (OPFOR) element has located the enemy. Priority intelligence requirements (PIR) and other intelligence requirements obtained by OPFOR patrols indicate that the enemy elements are establishing defensive positions. The OPFOR element has automatic and antiarmor weapons and light mortars.

**STANDARD:** The OPFOR element disrupts and delays the enemy's defensive preparations. 1. Locates and penetrates the enemy's security system. 2. Forces the enemy to delay defensive preparations. 3. Disrupts the enemy's obstacle preparations.

**TASK:** Disrupt Quartering Party Operations (5-OPFOR-0017)

**CONDITION:** The enemy is conducting quartering party operations. It has established an assembly area (AA) but has not moved in the main body.

**STANDARD:** The opposing forces (OPFOR) element attempts to disrupt quartering party operations and infiltrate the enemy's AA. 1. Locates the quartering party and the AA. 2. Surprises the main body. 3. Penetrates the AA with squad-size probes. 4. Inflicts personnel casualties and vehicle damage. 5. Disrupts the unit's preparations (prevents or delays beyond the unit's allotted time).

**TASK:** Disrupt Enemy Movement and Operations Using Tactical Nuclear Weapons (5-OPFOR-0016)

**CONDITION:** The opposing forces (OPFOR) element has located the enemy. Priority intelligence requirements (PIR) and other intelligence requirements have been obtained by OPFOR patrols. Tactical nuclear weapons are employed against key locations in the rear area.

**STANDARD:** The OPFOR element disrupts enemy movement and operations. 1. Disrupts or delays the movement of the enemy's equipment and supplies to the forward areas. 2. Destroys enemy equipment and supplies. 3. Inflicts a high rate of nuclear casualties among the enemy forces. 4. Denies the enemy the use of specified areas. 5. Contaminates the enemy's equipment and supplies.

**TASK:** Disrupt Enemy Movement and Operations Using Persistent and Nonpersistent Chemical Weapons (5-OPFOR-0015)

**CONDITION:** The opposing forces (OPFOR) element has located the enemy. Priority intelligence requirements (PIR) and other intelligence requirements have been obtained by OPFOR patrols. The OPFOR units deliver chemical agents, by means of conventional artillery weapons or aircraft, along selected supply routes and key bases in the rear area.

**STANDARD:** The OPFOR element disrupts enemy movement and operations using persistent and nonpersistent chemical weapons. 1. Delivers chemical agents in low and densely wooded areas. 2. Delays the movement of enemy supplies and equipment to the forward areas. 3. Restricts the movement of the enemy units in the rear area. 4. Channels the movement of enemy units into predesignated ambush areas. 5. Contaminates enemy supplies and equipment. 6. Inflicts a high rate of casualties on enemy forces.

**TASK:** Counter Passage of Lines (5-OPFOR-0012)

**CONDITION:** Enemy forces are in defensive positions, but they are expected to attempt passage-of-lines operations. The opposing forces (OPFOR) received orders to disrupt enemy passage-of-lines operations.

**STANDARD:** The OPFOR element delays or prevents enemy passage of lines. 1. Delays the passage. 2. Prevents the company from moving all personnel through the stationary unit. 3. Engages the main body of either the moving or the stationary unit.

**TASK:** Conduct Air Attacks (5-OPFOR-0002)

**CONDITION:** The opposing forces (OPFOR) element in the rear area has forwarded the positions of the enemy support sites or the locations of moving elements. The OPFOR aircraft have been dispatched to attack enemy installations or convoys.

**STANDARD:** The OPFOR element attempts to delay, disrupt, or damage the enemy targets by air. 1. Locates the target (support sites or convoys). 2. Makes attack runs on the designated targets. 3. Inflicts heavy damage to the selected target. 4. Sustains no loss of aircraft. 5. Delays moving the force for more than one hour.

**TASK:** Attack (5-OPFOR-0001)

**CONDITION:** The opposing forces (OPFOR) element has located the enemy. The priority intelligence requirements (PIR) and other intelligence requirements have been obtained by OPFOR patrols. The OPFOR element has automatic and antiarmor weapons and light mortars.

**STANDARD:** The OPFOR element attempts to seize the terrain, vehicles, or equipment. 1. Develops an attack plan. 2. Surprises the enemy unit's main body. 3. Initiates the attack using a scheme of maneuver that exploits the enemy's flanks, gaps, and weaknesses. 4. Uses covered and concealed routes to approach the enemy forces' flanks, gaps, or weakly held areas. 5. Employs indirect fire to support the attack. 6. Penetrates enemy defenses. 7. Destroys equipment and supplies. 8. Inflicts heavy casualties. 9. Isolates the combat service support (CSS) base by blocking reinforcements. 10. Forces enemy units to displace. 11. Avoids being fixed in one position. 12. Withdraws before the CSS base is reinforced with tactical combat forces.

**TASK:** Disrupt Assembly Area (AA) Activities (5-OPFOR-0013)

**CONDITION:** Intelligence reports indicate that platoon- and company-size enemy units are operating in the opposing forces (OPFOR) area of operations. Enemy units can defend from AAs with direct fire, antiarmor weapons, and indirect fire. The enemy has close air support (CAS) and nuclear, biological, and chemical (NBC) capabilities.

**STANDARD:** The OPFOR element locates and disrupts the enemy's AA activities. 1. Locates the element's AA. 2. Probes the AA with squad- or team-size elements. 3. Inflicts more than 5 percent casualties on the element. 4. Disrupts the element's preparations (prevents or delays beyond the element's allotted time).

**TASK:** Maintain Contact (5-OPFOR-0003)

**CONDITION:** The opposing forces (OPFOR) element is engaged with enemy base defense forces. The enemy forces are withdrawing under pressure.

**STANDARD:** The OPFOR element maintains enemy contact while the enemy withdraws. 1. Engages the enemy forces decisively. 2. Advances the OPFOR as the enemy forces withdraw. 3. Inflicts heavy casualties. 4. Captures the members of the enemy force. 5. Captures documents and equipment. 6. Safeguards captured documents, equipment, and personnel.

- ELEMENTS:** Company  
 Company Headquarters  
 Maintenance Section  
 Three Engineer Platoon Headquarters  
 Nine Engineer Squads  
 Assault and Obstacle Platoon Headquarters  
 Obstacle Section  
 Three Assault Sections  
 Regimental Engineer Section  
 Combat Medical Section

**TASK:** Process Captured Documents and Equipment (19-3-3105.05-T01A)  
 (FM 3-19.40 (FM 19-40))

**ITERATION:** 1 2 3 4 5 M (Circle)  
**COMMANDER/LEADER ASSESSMENT:** T P U (Circle)

**CONDITIONS:** The enemy's equipment and documents have been captured. Some iterations of this task should be performed in MOPP4.

**TASK STANDARDS:** The element processes all captured equipment and documents based on disposition instructions and within the time standards established by higher headquarters (HQ). The time required to perform this task is increased when conducting it in mission-oriented protection posture (MOPP) 4.

TASK STEPS AND PERFORMANCE MEASURES	GO	NO-GO
<ol style="list-style-type: none"> <li>1. The element tags all captured equipment and documents.                             <ol style="list-style-type: none"> <li>a. Described the type of equipment and documents, such as maps, photos, rifles, and radios.</li> <li>b. Annotated the date and time of capture.</li> <li>c. Provided the place (grid coordinates) of capture.</li> <li>d. Noted the capturing unit.</li> <li>e. Furnished the circumstances of the capture.</li> <li>f. Identified the prisoner's name on the tag, if the items were taken from the enemy prisoners of war (EPWs).</li> </ol> </li> <li>* 2. The element leader reports the capture of equipment and documents to higher HQ.                             <ol style="list-style-type: none"> <li>a. Described the type of equipment and documents.</li> <li>b. Stated the date and time of capture.</li> <li>c. Identified the capturing unit.</li> <li>d. Furnished the place (grid coordinates) of the capture.</li> </ol> </li> <li>* 3. The element leader disposes of the equipment and documents according to the guidance received from higher HQ.                             <ol style="list-style-type: none"> <li>a. Destroyed, secured, evacuated, or abandoned the equipment.</li> <li>b. Evacuated the documents through the chain of command to intelligence personnel.</li> </ol> </li> </ol>		

TASK PERFORMANCE / EVALUATION SUMMARY BLOCK							
ITERATION	1	2	3	4	5	M	TOTAL
TOTAL TASK STEPS EVALUATED							
TOTAL TASK STEPS "GO"							
TRAINING STATUS "GO"/"NO-GO"							

"\*" indicates a leader task step.

**SUPPORTING INDIVIDUAL TASKS: NONE**

**SUPPORTING COLLECTIVE TASKS: NONE**

#### OPFOR TASKS AND STANDARDS

**TASK:** Disrupt a Route Reconnaissance (5-OPFOR-0021)

**CONDITION:** The enemy is conducting a route reconnaissance. The opposing forces (OPFOR) element is positioned along the enemy's route.

**STANDARD:** The OPFOR element attempts to disrupt a squad/section conducting a route reconnaissance. 1. Prevents the unit from meeting its specified time schedule. 2. Forces the unit to deviate from its specified route. 3. Prevents the unit from reaching its assigned destination. 4. Surprises the squad/section. 5. Inflicts casualties on the unit.

**TASK:** Conduct an Attack (5-OPFOR-0008)

**CONDITION:** The enemy is conducting tactical operations. The opposing forces (OPFOR) element receives orders to attack the enemy, the area of occupation, or the main supply route (MSR) with smoke.

**STANDARD:** The OPFOR element disrupts the enemy's movement and smoke operations. 1. Determines the delivery method of the smoke attack. 2. Locates the target. 3. Delivers the smoke attack downwind. 4. Attacks the enemy with smoke, and surge attacks when the enemy responds to the smoke.

**TASK:** Conduct a Raid (5-OPFOR-0004)

**CONDITION:** The opposing forces (OPFOR) element has occupied an objective rally point and has orders to conduct a raid on a combat service support (CSS) base.

**STANDARD:** The OPFOR element infiltrates the enemy's base and destroys all of the targets. 1. Surprises the enemy forces. 2. Assaults the support base and accomplishes the assigned tasks. 3. Destroys the specified equipment and supplies. 4. Avoids being decisively engaged. 5. Withdraws all personnel from the objective areas within the time prescribed. 6. Obtains all priority intelligence requirements (PIR) from the raid site. 7. Sustains only light casualties from enemy fire.

**TASK:** Conduct an Aerial Reconnaissance (5-OPFOR-0010)

**CONDITION:** The opposing forces (OPFOR) headquarters (HQ) element requires intelligence on the locations and identification of enemy elements. An aircraft is dispatched to take photographs and make a visual inspection of the enemy rear area.

**STANDARD:** The OPFOR element gathers photograph intelligence of the enemy. 1. Photographs the assigned sectors. 2. Makes quick visual checks where the ceiling is low. 3. Locates enemy positions in the area, particularly support and storage bases, and command and control (C2) facilities. 4. Sustains no loss of aircraft. 5. Reports priority intelligence requirements (PIR) and other information requirements to the OPFOR HQ.

**TASK:** Defeat Obstacles (5-OPFOR-0009)

**CONDITION:** The opposing forces (OPFOR) element encounters an obstacle that blocks the avenue of approach as it advances upon the enemy forces.

**STANDARD:** The OPFOR element bypasses or breaches the enemy obstacle. 1. Detects the obstacle before halting its main body. 2. Defeats the obstacle. a. Bypasses the obstacle without entering the engagement areas. b. Breaches the obstacle within 45 minutes and passes its entire force through the obstacle. 3. Does not incur degradation to the point that the mission must be discontinued.

**TASK:** Disrupt Construction of Vehicle Fighting Positions (5-OPFOR-0020)

**CONDITION:** The opposing forces (OPFOR) element has located the enemy. The priority intelligence requirements (PIR) and other intelligence obtained by OPFOR patrols indicate the enemy is constructing vehicle fighting positions within its defensive area. The OPFOR element has automatic and antiarmor weapons and light mortars.

**STANDARD:** The OPFOR element attempts to disrupt the enemy's efforts to establish vehicle fighting positions. 1. Locates the defensive area. 2. Surprises the main body. 3. Penetrates the defensive area with squad-size probes. 4. Inflicts casualties on the unit. 5. Destroys vehicles. 6. Disrupts the unit's preparations (prevents or delays beyond the unit's allotted time).

**TASK:** Disrupt an Engineer Reconnaissance (5-OPFOR-0022)

**CONDITION:** The enemy is conducting an engineer reconnaissance. The opposing forces (OPFOR) element is positioned along the enemy's route.

**STANDARD:** The OPFOR element disrupts an engineer reconnaissance. 1. Prevents the unit from meeting its specified time schedule. 2. Forces the unit to deviate from its specified route. 3. Prevents the unit from accomplishing its assigned engineer reconnaissance. 4. Surprises the unit conducting the reconnaissance.

**TASK:** Defend a Minefield (5-OPFOR-0023)

**CONDITION:** The enemy is conducting a minefield sweeping operation. The opposing forces (OPFOR) element has a minefield placed in the enemy's path. The minefield is under constant observation and fire.

**STANDARD:** The OPFOR element defends a minefield against an enemy element conducting a minefield sweeping operation. 1. Prevents the unit from detecting the obstacle. 2. Disrupts the minefield sweeping operation. 3. Prevents the unit from conducting the minefield sweeping operation, prevents the unit from moving all personnel through the breach, or delays the completion of the minefield sweeping operation for more than 45 minutes.

**TASK:** Conduct Terrorist and Saboteur Attacks (5-OPFOR-0005)



**CONDITION:** The opposing forces (OPFOR) element dispatches small teams into the enemy's rear area to disrupt combat service support (CSS) operations.

**STANDARD:** The enemy sustains disrupted command and control (C2), destroyed equipment and supplies, and light casualties. 1. Locates rear support bases and C2 facilities. 2. Delays and disrupts CSS operations through probes. 3. Infiltrates CSS bases to conduct sabotage and terrorist activities. 4. Inflicts light casualties. 5. Destroys supplies and equipment.

**TASK:** Conduct Sniper Operations (5-OPFOR-0006)

**CONDITION:** The opposing forces (OPFOR) element has assigned snipers (regular or irregular elements) in the enemy's rear area along the main supply route (MSR) and near support sites.

**STANDARD:** The OPFOR element kills or wounds targets. 1. Sets up a well-concealed location. 2. Engages vehicle drivers or personnel on foot with short bursts of semiautomatic fire. 3. Kills or wounds selected targets. 4. Prevents the position from being discovered by enemy forces. 5. Evacuates the area without being spotted. 6. Reports all specified priority intelligence requirements (PIR) and other intelligence requirements to the OPFOR headquarters (HQ).

**TASK:** Maintain Contact (5-OPFOR-0003)

**CONDITION:** The opposing forces (OPFOR) element is engaged with enemy base defense forces. The enemy forces are withdrawing under pressure.

**STANDARD:** The OPFOR element maintains enemy contact while the enemy withdraws. 1. Engages the enemy forces decisively. 2. Advances the OPFOR as the enemy forces withdraw. 3. Inflicts heavy casualties. 4. Captures the members of the enemy force. 5. Captures documents and equipment. 6. Safeguards captured documents, equipment, and personnel.

**TASK:** Conduct an Ambush (5-OPFOR-0007)

**CONDITION:** The enemy is moving in a convoy. The opposing forces (OPFOR) element is positioned along the enemy's route.

**STANDARD:** The OPFOR element inflicts casualties on the enemy and causes vehicle and equipment damage. 1. Prepares an ambush site before the element arrives. 2. Surprises march element forces. 3. Inflicts heavy casualties within the designated kill zone. 4. Inflicts heavy damage to vehicles and equipment within the designated kill zone. 5. Delays the march element from reaching a specified destination for a specified period of time. 6. Withdraws on order. 7. Sustains no casualties. 8. Reports actions to superiors.

**TASK:** Surrender to the Capturing Unit on the Battlefield (5-OPFOR-0024)

**CONDITION:** The enemy has captured the opposing forces (OPFOR) element's soldiers, documents, and equipment sensitive to the OPFOR tactical operations.

**STANDARD:** The OPFOR soldiers retain or destroy documents and equipment. The OPFOR element surrenders documents and equipment of no tactical use to the enemy and attempts to conceal or destroy items of tactical value. The OPFOR element attempts escape and evasion. 1. Prevents the successful capture of documents and equipment. 2. Destroys documents and equipment. 3. Removes identifying markings from equipment. 4. Removes unit-identifying insignia. 5. Provides misleading information. 6. Plans an escape. 7. Delays movement to the nearest collection point. 8. Prevents safeguarding of enemy prisoners of war (EPWs) in order to cause embarrassment to the United States (US).

**TASK:** Disrupt a Net Control Station (NCS) (5-OPFOR-0019)

**CONDITION:** The enemy has established a NCS. The opposing forces (OPFOR) element has radio and jamming equipment.

**STANDARD:** The OPFOR element attempts to disrupt an NCS. 1. Attempts to locate the radio frequency that the unit is operating on. 2. Attempts to enter the radio net. 3. Attempts to issue "bogus" orders to a unit on the net. 4. Jams the radio frequency and forces the unit to go to an alternate frequency.

**TASK:** Disrupt Defensive Preparations (5-OPFOR-0018)

**CONDITION:** The opposing forces (OPFOR) element has located the enemy. Priority intelligence requirements (PIR) and other intelligence requirements obtained by OPFOR patrols indicate that the enemy elements are establishing defensive positions. The OPFOR element has automatic and antiarmor weapons and light mortars.

**STANDARD:** The OPFOR element disrupts and delays the enemy's defensive preparations. 1. Locates and penetrates the enemy's security system. 2. Forces the enemy to delay defensive preparations. 3. Disrupts the enemy's obstacle preparations.

**TASK:** Disrupt Enemy Movement and Operations Using Tactical Nuclear Weapons (5-OPFOR-0016)

**CONDITION:** The opposing forces (OPFOR) element has located the enemy. Priority intelligence requirements (PIR) and other intelligence requirements have been obtained by OPFOR patrols. Tactical nuclear weapons are employed against key locations in the rear area.

**STANDARD:** The OPFOR element disrupts enemy movement and operations. 1. Disrupts or delays the movement of the enemy's equipment and supplies to the forward areas. 2. Destroys enemy equipment and supplies. 3. Inflicts a high rate of nuclear casualties among the enemy forces. 4. Denies the enemy the use of specified areas. 5. Contaminates the enemy's equipment and supplies.

**TASK:** Disrupt Quartering Party Operations (5-OPFOR-0017)

**CONDITION:** The enemy is conducting quartering party operations. It has established an assembly area (AA) but has not moved in the main body.

**STANDARD:** The opposing forces (OPFOR) element attempts to disrupt quartering party operations and infiltrate the enemy's AA. 1. Locates the quartering party and the AA. 2. Surprises the main body. 3. Penetrates the AA with squad-size probes. 4. Inflicts personnel casualties and vehicle damage. 5. Disrupts the unit's preparations (prevents or delays beyond the unit's allotted time).

**TASK:** Disrupt Enemy Movement and Operations Using Persistent and Nonpersistent Chemical Weapons (5-OPFOR-0015)

**CONDITION:** The opposing forces (OPFOR) element has located the enemy. Priority intelligence requirements (PIR) and other intelligence requirements have been obtained by OPFOR patrols. The OPFOR units deliver chemical agents, by means of conventional artillery weapons or aircraft, along selected supply routes and key bases in the rear area.

**STANDARD:** The OPFOR element disrupts enemy movement and operations using persistent and nonpersistent chemical weapons. 1. Delivers chemical agents in low and densely wooded areas. 2. Delays the movement of enemy supplies and equipment to the forward areas. 3. Restricts the movement of the enemy units in the rear area. 4. Channels the movement of enemy units into predesignated ambush areas. 5. Contaminates enemy supplies and equipment. 6. Inflicts a high rate of casualties on enemy forces.

**TASK:** Disrupt Movement (5-OPFOR-0014)

**CONDITION:** The enemy is expected to move through the opposing forces (OPFOR) element's area of operations. The OPFOR element has received an operation order (OPORD) or fragmentary order (FRAGO) to disrupt enemy movement. The enemy has the capability to defend with direct fire and antiarmor weapons.

**STANDARD:** The OPFOR element delays enemy movement. 1. Delays the element. 2. Forces the element to deviate from its route. 3. Prevents the element from reaching its destination. 4. Surprises the element's main body.

**TASK:** Counter Passage of Lines (5-OPFOR-0012)

**CONDITION:** Enemy forces are in defensive positions, but they are expected to attempt passage-of-lines operations. The opposing forces (OPFOR) received orders to disrupt enemy passage-of-lines operations.

**STANDARD:** The OPFOR element delays or prevents enemy passage of lines. 1. Delays the passage. 2. Prevents the company from moving all personnel through the stationary unit. 3. Engages the main body of either the moving or the stationary unit.

**TASK:** Disrupt Assembly Area (AA) Activities (5-OPFOR-0013)

**CONDITION:** Intelligence reports indicate that platoon- and company-size enemy units are operating in the opposing forces (OPFOR) area of operations. Enemy units can defend from AAs with direct fire, antiarmor weapons, and indirect fire. The enemy has close air support (CAS) and nuclear, biological, and chemical (NBC) capabilities.

**STANDARD:** The OPFOR element locates and disrupts the enemy's AA activities. 1. Locates the element's AA. 2. Probes the AA with squad- or team-size elements. 3. Inflicts more than 5 percent casualties on the element. 4. Disrupts the element's preparations (prevents or delays beyond the element's allotted time).

**TASK:** Attack (5-OPFOR-0001)

**CONDITION:** The opposing forces (OPFOR) element has located the enemy. The priority intelligence requirements (PIR) and other intelligence requirements have been obtained by OPFOR patrols. The OPFOR element has automatic and antiarmor weapons and light mortars.

**STANDARD:** The OPFOR element attempts to seize the terrain, vehicles, or equipment. 1. Develops an attack plan. 2. Surprises the enemy unit's main body. 3. Initiates the attack using a scheme of maneuver that exploits the enemy's flanks, gaps, and weaknesses. 4. Uses covered and concealed routes to approach the enemy forces' flanks, gaps, or weakly held areas. 5. Employs indirect fire to support the attack. 6. Penetrates enemy defenses. 7. Destroys equipment and supplies. 8. Inflicts heavy casualties. 9. Isolates the combat service support (CSS) base by blocking reinforcements. 10. Forces enemy units to displace. 11. Avoids being fixed in one position. 12. Withdraws before the CSS base is reinforced with tactical combat forces.

**TASK:** Conduct Air Attacks (5-OPFOR-0002)

**CONDITION:** The opposing forces (OPFOR) element in the rear area has forwarded the positions of the enemy support sites or the locations of moving elements. The OPFOR aircraft have been dispatched to attack enemy installations or convoys.

**STANDARD:** The OPFOR element attempts to delay, disrupt, or damage the enemy targets by air. 1. Locates the target (support sites or convoys). 2. Makes attack runs on the designated targets. 3. Inflicts heavy damage to the selected target. 4. Sustains no loss of aircraft. 5. Delays moving the force for more than one hour.

- ELEMENTS:** Company  
 Company Headquarters  
 Maintenance Section  
 Three Engineer Platoon Headquarters  
 Nine Engineer Squads  
 Assault and Obstacle Platoon Headquarters  
 Obstacle Section  
 Three Assault Sections  
 Regimental Engineer Section  
 Combat Medical Section

**TASK:** Maintain Operations Security (OPSEC) (71-2-0332.05-T01A)  
 (AR 530-1) (AR 380-5) (FM 24-33)  
 (FM 24-35) (FM 24-35-1) (FM 3-19.30)  
 (FM 34-60)

**ITERATION:** 1 2 3 4 5 M (Circle)

**COMMANDER/LEADER ASSESSMENT:** T P U (Circle)

**CONDITIONS:** The element is operating where the enemy can detect it. The enemy can employ electronic warfare (EW) measures and air and ground reconnaissance elements. It can also use the local populace and enemy intelligence agencies. Some iterations of this task should be performed in MOPP4.

**TASK STANDARDS:** The element prevents the enemy from learning its strength, dispositions, intentions, and any essential elements of friendly information (EEFI) or surprising its main body. The time required to perform this task is increased when conducting it in mission-oriented protection posture (MOPP) 4.

TASK STEPS AND PERFORMANCE MEASURES	GO	NO-GO
<p>* 1. Leaders check or perform information security measures.</p> <ul style="list-style-type: none"> <li>a. Disseminated the information on a need-to-know basis.</li> <li>b. Prohibited fraternization with civilians, as applicable.</li> <li>c. Conducted alerts, deployment preparations, and loading operations to minimize detection.</li> <li>d. Ensured that maps contained only the minimum-essential information.</li> <li>e. Conducted inspections and gave briefings to ensure that personnel did not carry any details of military activities in their personal materials, such as letters, diaries, notes, drawings, sketches, or photographs.</li> <li>f. Sanitized all planning areas and positions before departure.</li> </ul> <p>2. The element performs camouflage discipline.</p> <ul style="list-style-type: none"> <li>a. Used natural concealment and camouflage materials, whenever possible, to prevent ground or air observation.</li> <li>b. Moved on covered and concealed routes.</li> <li>c. Covered all reflective surfaces and unit markings with nonreflective material, such as cloth, mud, or a camouflage stick.</li> <li>d. Covered or removed all vehicle markings.</li> </ul> <p>3. The element camouflages individual positions and equipment to prevent detection from 35 meters or greater and camouflages vehicles to prevent detection from 100 meters or greater.</p> <ul style="list-style-type: none"> <li>a. Ensured that the foliage was not stripped near the unit's position.</li> <li>b. Camouflaged earth berms.</li> <li>c. Ensured that the camouflage nets were properly erected.</li> </ul>		

TASK STEPS AND PERFORMANCE MEASURES	GO	NO-GO
<p>d. Avoided crossing near footpaths, trails, and roads.                      e. Erased any tracks leading into the positions.                      f. Ensured that vehicles that were parked in the shadows were moved as the shadows shifted.                      g. Replaced and replenished the camouflage, as needed.                      h. Avoided movement in the area to prevent ground and air detection.</p> <p>4. The element employs and the company's net control station (NCS) enforces communications security (COMSEC).                      a. Enforced signal operation instructions (SOI) and signal supplemental instructions (SSI) procedures, such as challenges, authentications decoding, and call signs and frequencies and ensured that the monitored traffic did not reveal information to the enemy.                      b. Employed approved radiotelephone operator (RATELO) procedures.                      c. Followed COMSEC procedures, such as keeping transmissions short, using the lowest possible power settings, using directional antennas, changing transmission patterns, and maintaining radio silence.                      d. Followed procedures for operations during jamming.                      e. Made maximum use of the messenger and wire service.                      f. Used visual signals according to the unit's standing operating procedure (SOP).</p> <p>5. The element employs physical security measures.                      a. Employed observation posts (OPs).                      b. Employed counterreconnaissance patrols.                      c. Followed stand-to procedures.                      d. Employed mines and obstacles, when permitted.                      e. Tied in with adjacent units for coordination and fire.                      f. Used the challenge and password.                      g. Limited access into the unit's area.                      h. Safeguarded weapons, ammunition, sensitive items, and classified documents.                      i. Picked up litter.                      j. Employed air guards.</p> <p>* 6. All leaders enforce noise and light discipline.</p>		

TASK PERFORMANCE / EVALUATION SUMMARY BLOCK							
ITERATION	1	2	3	4	5	M	TOTAL
TOTAL TASK STEPS EVALUATED							
TOTAL TASK STEPS "GO"							
TRAINING STATUS "GO"/"NO-GO"							

"\*" indicates a leader task step.

**SUPPORTING INDIVIDUAL TASKS**

Task Number	Task Title	References
071-325-4425	Employ an M18A1Claymore Mine	STP 21-1-SMCT
071-325-4426	Recover an M18A1Claymore Mine	STP 21-1-SMCT
071-331-0801	Challenge Persons Entering Your Area	STP 21-1-SMCT
071-331-0815	Practice Noise, Light, and Litter Discipline	STP 21-1-SMCT

**SUPPORTING COLLECTIVE TASKS: NONE**

**OPFOR TASKS AND STANDARDS**

**TASK:** Surrender to the Capturing Unit on the Battlefield (5-OPFOR-0024)

**CONDITION:** The enemy has captured the opposing forces (OPFOR) element's soldiers, documents, and equipment sensitive to the OPFOR tactical operations.

**STANDARD:** The OPFOR soldiers retain or destroy documents and equipment. The OPFOR element surrenders documents and equipment of no tactical use to the enemy and attempts to conceal or destroy items of tactical value. The OPFOR element attempts escape and evasion. 1. Prevents the successful capture of documents and equipment. 2. Destroys documents and equipment. 3. Removes identifying markings from equipment. 4. Removes unit-identifying insignia. 5. Provides misleading information. 6. Plans an escape. 7. Delays movement to the nearest collection point. 8. Prevents safeguarding of enemy prisoners of war (EPWs) in order to cause embarrassment to the United States (US).

**TASK:** Disrupt a Route Reconnaissance (5-OPFOR-0021)

**CONDITION:** The enemy is conducting a route reconnaissance. The opposing forces (OPFOR) element is positioned along the enemy's route.

**STANDARD:** The OPFOR element attempts to disrupt a squad/section conducting a route reconnaissance. 1. Prevents the unit from meeting its specified time schedule. 2. Forces the unit to deviate from its specified route. 3. Prevents the unit from reaching its assigned destination. 4. Surprises the squad/section. 5. Inflicts casualties on the unit.

**TASK:** Conduct an Attack (5-OPFOR-0008)

**CONDITION:** The enemy is conducting tactical operations. The opposing forces (OPFOR) element receives orders to attack the enemy, the area of occupation, or the main supply route (MSR) with smoke.

**STANDARD:** The OPFOR element disrupts the enemy's movement and smoke operations. 1. Determines the delivery method of the smoke attack. 2. Locates the target. 3. Delivers the smoke attack downwind. 4. Attacks the enemy with smoke, and surge attacks when the enemy responds to the smoke.

**TASK:** Conduct a Raid (5-OPFOR-0004)

**CONDITION:** The opposing forces (OPFOR) element has occupied an objective rally point and has orders to conduct a raid on a combat service support (CSS) base.

**STANDARD:** The OPFOR element infiltrates the enemy's base and destroys all of the targets. 1. Surprises the enemy forces. 2. Assaults the support base and accomplishes the assigned tasks. 3. Destroys the specified equipment and supplies. 4. Avoids being decisively engaged. 5. Withdraws all personnel from the objective areas within the time prescribed. 6. Obtains all priority intelligence requirements (PIR) from the raid site. 7. Sustains only light casualties from enemy fire.

**TASK:** Conduct an Aerial Reconnaissance (5-OPFOR-0010)

**CONDITION:** The opposing forces (OPFOR) headquarters (HQ) element requires intelligence on the locations and identification of enemy elements. An aircraft is dispatched to take photographs and make a visual inspection of the enemy rear area.

**STANDARD:** The OPFOR element gathers photograph intelligence of the enemy. 1. Photographs the assigned sectors. 2. Makes quick visual checks where the ceiling is low. 3. Locates enemy positions in the area, particularly support and storage bases, and command and control (C2) facilities. 4. Sustains no loss of aircraft. 5. Reports priority intelligence requirements (PIR) and other information requirements to the OPFOR HQ.

**TASK:** Defeat Obstacles (5-OPFOR-0009)

**CONDITION:** The opposing forces (OPFOR) element encounters an obstacle that blocks the avenue of approach as it advances upon the enemy forces.

**STANDARD:** The OPFOR element bypasses or breaches the enemy obstacle. 1. Detects the obstacle before halting its main body. 2. Defeats the obstacle. a. Bypasses the obstacle without entering the engagement areas. b. Breaches the obstacle within 45 minutes and passes its entire force through the obstacle. 3. Does not incur degradation to the point that the mission must be discontinued.

**TASK:** Disrupt Construction of Vehicle Fighting Positions (5-OPFOR-0020)

**CONDITION:** The opposing forces (OPFOR) element has located the enemy. The priority intelligence requirements (PIR) and other intelligence obtained by OPFOR patrols indicate the enemy is constructing vehicle fighting positions within its defensive area. The OPFOR element has automatic and antiarmor weapons and light mortars.

**STANDARD:** The OPFOR element attempts to disrupt the enemy's efforts to establish vehicle fighting positions. 1. Locates the defensive area. 2. Surprises the main body. 3. Penetrates the defensive area with squad-size probes. 4. Inflicts casualties on the unit. 5. Destroys vehicles. 6. Disrupts the unit's preparations (prevents or delays beyond the unit's allotted time).

**TASK:** Disrupt an Engineer Reconnaissance (5-OPFOR-0022)

**CONDITION:** The enemy is conducting an engineer reconnaissance. The opposing forces (OPFOR) element is positioned along the enemy's route.

**STANDARD:** The OPFOR element disrupts an engineer reconnaissance. 1. Prevents the unit from meeting its specified time schedule. 2. Forces the unit to deviate from its specified route. 3. Prevents the unit from accomplishing its assigned engineer reconnaissance. 4. Surprises the unit conducting the reconnaissance.

**TASK:** Defend a Minefield (5-OPFOR-0023)

**CONDITION:** The enemy is conducting a minefield sweeping operation. The opposing forces (OPFOR) element has a minefield placed in the enemy's path. The minefield is under constant observation and fire.

**STANDARD:** The OPFOR element defends a minefield against an enemy element conducting a minefield sweeping operation. 1. Prevents the unit from detecting the obstacle. 2. Disrupts the minefield sweeping operation. 3. Prevents the unit from conducting the minefield sweeping operation, prevents the unit from moving all personnel through the breach, or delays the completion of the minefield sweeping operation for more than 45 minutes.

**TASK:** Conduct Terrorist and Saboteur Attacks (5-OPFOR-0005)

**CONDITION:** The opposing forces (OPFOR) element dispatches small teams into the enemy's rear area to disrupt combat service support (CSS) operations.

**STANDARD:** The enemy sustains disrupted command and control (C2), destroyed equipment and supplies, and light casualties. 1. Locates rear support bases and C2 facilities. 2. Delays and disrupts CSS operations through probes. 3. Infiltrates CSS bases to conduct sabotage and terrorist activities. 4. Inflicts light casualties. 5. Destroys supplies and equipment.

**TASK:** Conduct Sniper Operations (5-OPFOR-0006)

**CONDITION:** The opposing forces (OPFOR) element has assigned snipers (regular or irregular elements) in the enemy's rear area along the main supply route (MSR) and near support sites.

**STANDARD:** The OPFOR element kills or wounds targets. 1. Sets up a well-concealed location. 2. Engages vehicle drivers or personnel on foot with short bursts of semiautomatic fire. 3. Kills or wounds selected targets. 4. Prevents the position from being discovered by enemy forces. 5. Evacuates the area without being spotted. 6. Reports all specified priority intelligence requirements (PIR) and other intelligence requirements to the OPFOR headquarters (HQ).

**TASK:** Maintain Contact (5-OPFOR-0003)

**CONDITION:** The opposing forces (OPFOR) element is engaged with enemy base defense forces. The enemy forces are withdrawing under pressure.

**STANDARD:** The OPFOR element maintains enemy contact while the enemy withdraws. 1. Engages the enemy forces decisively. 2. Advances the OPFOR as the enemy forces withdraw. 3. Inflicts heavy casualties. 4. Captures the members of the enemy force. 5. Captures documents and equipment. 6. Safeguards captured documents, equipment, and personnel.

**TASK:** Conduct an Ambush (5-OPFOR-0007)

**CONDITION:** The enemy is moving in a convoy. The opposing forces (OPFOR) element is positioned along the enemy's route.

**STANDARD:** The OPFOR element inflicts casualties on the enemy and causes vehicle and equipment damage. 1. Prepares an ambush site before the element arrives. 2. Surprises march element forces. 3. Inflicts heavy casualties within the designated kill zone. 4. Inflicts heavy damage to vehicles and equipment within the designated kill zone. 5. Delays the march element from reaching a specified destination for a specified period of time. 6. Withdraws on order. 7. Sustains no casualties. 8. Reports actions to superiors.

**TASK:** Disrupt a Net Control Station (NCS) (5-OPFOR-0019)

**CONDITION:** The enemy has established a NCS. The opposing forces (OPFOR) element has radio and jamming equipment.

**STANDARD:** The OPFOR element attempts to disrupt an NCS. 1. Attempts to locate the radio frequency that the unit is operating on. 2. Attempts to enter the radio net. 3. Attempts to issue "bogus" orders to a unit on the net. 4. Jams the radio frequency and forces the unit to go to an alternate frequency.

**TASK:** Disrupt Defensive Preparations (5-OPFOR-0018)

**CONDITION:** The opposing forces (OPFOR) element has located the enemy. Priority intelligence requirements (PIR) and other intelligence requirements obtained by OPFOR patrols indicate that the enemy elements are establishing defensive positions. The OPFOR element has automatic and antiarmor weapons and light mortars.



**STANDARD:** The OPFOR element disrupts and delays the enemy's defensive preparations. 1. Locates and penetrates the enemy's security system. 2. Forces the enemy to delay defensive preparations. 3. Disrupts the enemy's obstacle preparations.

**TASK:** Disrupt Enemy Movement and Operations Using Tactical Nuclear Weapons (5-OPFOR-0016)

**CONDITION:** The opposing forces (OPFOR) element has located the enemy. Priority intelligence requirements (PIR) and other intelligence requirements have been obtained by OPFOR patrols. Tactical nuclear weapons are employed against key locations in the rear area.

**STANDARD:** The OPFOR element disrupts enemy movement and operations. 1. Disrupts or delays the movement of the enemy's equipment and supplies to the forward areas. 2. Destroys enemy equipment and supplies. 3. Inflicts a high rate of nuclear casualties among the enemy forces. 4. Denies the enemy the use of specified areas. 5. Contaminates the enemy's equipment and supplies.

**TASK:** Disrupt Quartering Party Operations (5-OPFOR-0017)

**CONDITION:** The enemy is conducting quartering party operations. It has established an assembly area (AA) but has not moved in the main body.

**STANDARD:** The opposing forces (OPFOR) element attempts to disrupt quartering party operations and infiltrate the enemy's AA. 1. Locates the quartering party and the AA. 2. Surprises the main body. 3. Penetrates the AA with squad-size probes. 4. Inflicts personnel casualties and vehicle damage. 5. Disrupts the unit's preparations (prevents or delays beyond the unit's allotted time).

**TASK:** Disrupt Enemy Movement and Operations Using Persistent and Nonpersistent Chemical Weapons (5-OPFOR-0015)

**CONDITION:** The opposing forces (OPFOR) element has located the enemy. Priority intelligence requirements (PIR) and other intelligence requirements have been obtained by OPFOR patrols. The OPFOR units deliver chemical agents, by means of conventional artillery weapons or aircraft, along selected supply routes and key bases in the rear area.

**STANDARD:** The OPFOR element disrupts enemy movement and operations using persistent and nonpersistent chemical weapons. 1. Delivers chemical agents in low and densely wooded areas. 2. Delays the movement of enemy supplies and equipment to the forward areas. 3. Restricts the movement of the enemy units in the rear area. 4. Channels the movement of enemy units into predesignated ambush areas. 5. Contaminates enemy supplies and equipment. 6. Inflicts a high rate of casualties on enemy forces.

**TASK:** Disrupt Movement (5-OPFOR-0014)

**CONDITION:** The enemy is expected to move through the opposing forces (OPFOR) element's area of operations. The OPFOR element has received an operation order (OPORD) or fragmentary order (FRAGO) to disrupt enemy movement. The enemy has the capability to defend with direct fire and antiarmor weapons.

**STANDARD:** The OPFOR element delays enemy movement. 1. Delays the element. 2. Forces the element to deviate from its route. 3. Prevents the element from reaching its destination. 4. Surprises the element's main body.

**TASK:** Counter Passage of Lines (5-OPFOR-0012)

**CONDITION:** Enemy forces are in defensive positions, but they are expected to attempt passage-of-lines operations. The opposing forces (OPFOR) received orders to disrupt enemy passage-of-lines operations.

**STANDARD:** The OPFOR element delays or prevents enemy passage of lines. 1. Delays the passage. 2. Prevents the company from moving all personnel through the stationary unit. 3. Engages the main body of either the moving or the stationary unit.

**TASK:** Disrupt Assembly Area (AA) Activities (5-OPFOR-0013)

**CONDITION:** Intelligence reports indicate that platoon- and company-size enemy units are operating in the opposing forces (OPFOR) area of operations. Enemy units can defend from AAs with direct fire, antiarmor weapons, and indirect fire. The enemy has close air support (CAS) and nuclear, biological, and chemical (NBC) capabilities.

**STANDARD:** The OPFOR element locates and disrupts the enemy's AA activities. 1. Locates the element's AA. 2. Probes the AA with squad- or team-size elements. 3. Inflicts more than 5 percent casualties on the element. 4. Disrupts the element's preparations (prevents or delays beyond the element's allotted time).

**TASK:** Attack (5-OPFOR-0001)

**CONDITION:** The opposing forces (OPFOR) element has located the enemy. The priority intelligence requirements (PIR) and other intelligence requirements have been obtained by OPFOR patrols. The OPFOR element has automatic and antiarmor weapons and light mortars.

**STANDARD:** The OPFOR element attempts to seize the terrain, vehicles, or equipment. 1. Develops an attack plan. 2. Surprises the enemy unit's main body. 3. Initiates the attack using a scheme of maneuver that exploits the enemy's flanks, gaps, and weaknesses. 4. Uses covered and concealed routes to approach the enemy forces' flanks, gaps, or weakly held areas. 5. Employs indirect fire to support the attack. 6. Penetrates enemy defenses. 7. Destroys equipment and supplies. 8. Inflicts heavy casualties. 9. Isolates the combat service support (CSS) base by blocking reinforcements. 10. Forces enemy units to displace. 11. Avoids being fixed in one position. 12. Withdraws before the CSS base is reinforced with tactical combat forces.

**TASK:** Conduct Air Attacks (5-OPFOR-0002)

**CONDITION:** The opposing forces (OPFOR) element in the rear area has forwarded the positions of the enemy support sites or the locations of moving elements. The OPFOR aircraft have been dispatched to attack enemy installations or convoys.

**STANDARD:** The OPFOR element attempts to delay, disrupt, or damage the enemy targets by air. 1. Locates the target (support sites or convoys). 2. Makes attack runs on the designated targets. 3. Inflicts heavy damage to the selected target. 4. Sustains no loss of aircraft. 5. Delays moving the force for more than one hour.

**ELEMENTS:** Company  
 Company Headquarters  
 Regimental Engineer Section

**TASK:** Plan Breaching Operations (05-1-0520)  
 (FM 90-13-1)

**ITERATION:** 1 2 3 4 5 M (Circle)

**COMMANDER/LEADER ASSESSMENT:** T P U (Circle)

**CONDITIONS:** The maneuver brigade is in continuous offensive operations. Scouts and lead elements of the brigade encounter enemy obstacles, and in-stride breach efforts have failed, thus requiring a brigade deliberate breach. Digital units have performed functionality checks, and systems are operational. Some iterations of this task should be performed in MOPP4.

**TASK STANDARDS:** The engineer battalion staff plans breaching operations according to the commander's intent to allow for the projection of combat power and follow-on troops across the obstacle complex. Digital units send and receive reports and orders using frequency-modulated (FM) or digital means. The time required to perform this task is increased when conducting it in mission-oriented protection posture (MOPP) 4.

TASK STEPS AND PERFORMANCE MEASURES	GO	NO-GO
<p>* 1. The commander and staff receive the mission.                      NOTE: Digital units perform collaborative planning and send and receive reports digitally according to the unit's standing operating procedure (SOP).</p> <p>* 2. The commander and staff use detailed reverse planning to perform the engineer estimates.                      NOTES:                      1. During a brigade deliberate breach, normally several lanes need to be opened simultaneously through the obstacle to facilitate passage of assault forces. The number of lanes required is driven by the actions on the objective (size of assault force). The operation may also require several obstacles to be reduced at various locations throughout the area of operation (AO), either simultaneously or in succession.                      2. Digital units populate the Maneuver Control System (MCS) and the Force XXI Command Brigade and Below (FBCB2) System with breach locations and lanes.</p> <p>* 3. The brigade engineer and staff perform an engineer battlefield assessment (EBA).                      a. Included the following information in the EBA:                      (1) The terrain analysis.                      (2) The enemy mission and mobility/survivability (M/S) capabilities that use intelligence information.                      (3) Friendly mission and M/S capabilities.                      b. Integrated engineer reconnaissance teams into the brigade reconnaissance and surveillance (R&amp;S) plan and effort.                      c. Validated enemy template and obstacle intelligence (OBSTINTEL) using the Digital Reconnaissance System (DRS) and updated as needed.                      d. Developed the scheme of engineer operations (SOEO) throughout the depth of the attack.                      e. Determined the anticipated mobility requirements of all aspects (support, assault, and breach forces) of the breaching element.                      (1) Prioritized requirements.</p>		

TASK STEPS AND PERFORMANCE MEASURES	GO	NO-GO
<p>(2) Task organized the reduction assets against these priorities.</p> <p>f. Analyzed the terrain using the Digital Topographic Support System (DTSS) and the MCS to assist the brigade staff in selecting the--</p> <ul style="list-style-type: none"> <li>(1) Support by fire/attack by fire (SBF/ABF) positions.</li> <li>(2) Reduction sites.</li> <li>(3) Observation posts (OPs) for the reconnaissance.</li> <li>(4) Observation locations.</li> <li>(5) Routes/avenues of approach.</li> <li>(6) Scatterable mine (SCATMINE) targets.</li> </ul> <p>4. The assistant brigade engineer (ABE), engineer Intelligence Officer (US Army) (S2)/Operations and Training Officer (US Army) (S3), and the brigade S2 merge the engineer and command estimates.</p> <ul style="list-style-type: none"> <li>a. Determined OBSTINTEL requirements.</li> <li>b. Recommended the priority intelligence requirements (PIR).</li> </ul> <p>5. The brigade engineer and staff war game the breach with the brigade staff and determine the--</p> <ul style="list-style-type: none"> <li>a. Timing and intent of fire support (FS) for the breaching force.</li> <li>b. Point of penetrations (POP).</li> <li>c. Critical friendly zones (CFZs).</li> <li>d. Phased timeline of the breach, to include movement to the obstacle and timing of all suppress, obscure, secure, and reduce (SOSR) forces.</li> <li>e. Intelligence electronic warfare probabilities and abilities.</li> <li>f. Air defense artillery (ADA) coverage.</li> <li>g. Close air support (CAS) availability and timing.</li> <li>h. Control measures to perform the breaching operation, to include the responsibilities of the support, breach, and assault forces.</li> <li>i. Additional support requirements from higher headquarters (HQ).</li> <li>j. Forward passage of lines (FPOL) of the follow-on forces.</li> </ul> <p>* 6. The brigade engineer and staff, with the brigade staff, determine the course of action (COA) using the reverse-planning process, to include task organization of the support, breach, and assault forces; the routes and assault positions; the quantity and spacing of the lanes; the command and control (C2); the maneuver and fire-control measures; and the follow-on forces' actions.</p> <p>* 7. The engineer commander and staff create and publish orders.</p> <p>* 8. The brigade engineer and staff, with the brigade staff, brief the order and supervise the conduct of combined-arms rehearsals, to include the following contingencies:</p> <ul style="list-style-type: none"> <li>a. Possible counterattacks (CATKs).</li> <li>b. Enemy indirect fire.</li> <li>c. Nuclear, biological, and chemical (NBC) attacks.</li> <li>d. Situational obstacles.</li> </ul>		

TASK PERFORMANCE / EVALUATION SUMMARY BLOCK							
ITERATION	1	2	3	4	5	M	TOTAL
TOTAL TASK STEPS EVALUATED							
TOTAL TASK STEPS "GO"							
TRAINING STATUS "GO"/"NO-GO"							

"\*" indicates a leader task step.

**SUPPORTING INDIVIDUAL TASKS**

<b>Task Number</b>	<b>Task Title</b>	<b>References</b>
052-192-3060	Conduct a Breach of a Minefield	STP 5-12B24-SM-TG STP 5-62G13-SM-TG
052-192-4053	Supervise Minefield Breaching Operations	STP 5-12B24-SM-TG
052-194-4007	Execute a Complex Obstacle Breach	STP 5-12B24-SM-TG

**SUPPORTING COLLECTIVE TASKS**

<b>Task Number</b>	<b>Task Title</b>	<b>References</b>
05-1-0003	Prepare an Engineer Annex (Battalion)	ARTEP 5-025-66-MTP ARTEP 5-155-66-MTP ARTEP 5-215-66-MTP ARTEP 5-335-60-MTP ARTEP 5-335-66-MTP ARTEP 5-415-66-MTP ARTEP 5-425-66-MTP ARTEP 5-435-66-MTP ARTEP 5-445-64-MTP ARTEP 5-445-66-MTP ARTEP 5-605-66-MTP
05-1-0008	Prepare an Operation Order (OPORD)	ARTEP 5-025-66-MTP ARTEP 5-026-34-MTP ARTEP 5-155-66-MTP ARTEP 5-156-34-MTP ARTEP 5-215-66-MTP ARTEP 5-216-34-MTP ARTEP 5-332-68-MTP ARTEP 5-335-60-MTP ARTEP 5-335-66-MTP ARTEP 5-336-34-MTP ARTEP 5-402-33-MTP ARTEP 5-402-68-MTP ARTEP 5-412-68-MTP ARTEP 5-412-69-MTP ARTEP 5-415-66-MTP ARTEP 5-417-35-MTP ARTEP 5-425-66-MTP ARTEP 5-426-34-MTP ARTEP 5-435-66-MTP ARTEP 5-435-67-MTP ARTEP 5-436-35-MTP ARTEP 5-436-37-MTP ARTEP 5-445-64-MTP ARTEP 5-445-66-MTP ARTEP 5-446-34-MTP ARTEP 5-446-36-MTP ARTEP 5-602-68-MTP ARTEP 5-605-66-MTP ARTEP 5-606-34-MTP ARTEP 5-615-66-MTP ARTEP 5-616-34-MTP

**SUPPORTING COLLECTIVE TASKS**

<b>Task Number</b>	<b>Task Title</b>	<b>References</b>
05-1-0402	Integrate Engineer Reconnaissance Into the Brigade Reconnaissance and Surveillance (R&S) Plan	ARTEP 5-335-60-MTP  ARTEP 5-335-66-MTP ARTEP 5-435-66-MTP ARTEP47-002-47X-MTP
05-3-1239	Plan and Control Indirect Fire	ARTEP 5-027-10-MTP ARTEP 5-063-10-MTP ARTEP 5-113-11-MTP ARTEP 5-113-12-MTP ARTEP 5-145-12-MTP ARTEP 5-157-10-MTP ARTEP 5-217-10-MTP ARTEP 5-335-70-MTP ARTEP 5-337-10-MTP ARTEP 5-427-10-MTP ARTEP 5-437-10-MTP ARTEP 5-437-11-MTP ARTEP 5-447-10-MTP ARTEP 5-447-11-MTP ARTEP 5-463-10-MTP ARTEP 5-463-12-MTP ARTEP 5-463-15-MTP ARTEP 5-463-17-MTP ARTEP 5-463-35-MTP ARTEP 5-463-36-MTP ARTEP 5-473-35-MTP
05-6-0125	Plan Engineer Mobility Operations	ARTEP 5-332-68-MTP ARTEP 5-402-68-MTP ARTEP 5-412-68-MTP ARTEP 5-412-69-MTP ARTEP 5-602-68-MTP ARTEP47-002-47X-MTP

**OPFOR TASKS AND STANDARDS**

**TASK:** Surrender to the Capturing Unit on the Battlefield (5-OPFOR-0024)

**CONDITION:** The enemy has captured the opposing forces (OPFOR) element's soldiers, documents, and equipment sensitive to the OPFOR tactical operations.

**STANDARD:** The OPFOR soldiers retain or destroy documents and equipment. The OPFOR element surrenders documents and equipment of no tactical use to the enemy and attempts to conceal or destroy items of tactical value. The OPFOR element attempts escape and evasion. 1. Prevents the successful capture of documents and equipment. 2. Destroys documents and equipment. 3. Removes identifying markings from equipment. 4. Removes unit-identifying insignia. 5. Provides misleading information. 6. Plans an escape. 7. Delays movement to the nearest collection point. 8. Prevents safeguarding of enemy prisoners of war (EPWs) in order to cause embarrassment to the United States (US).

**TASK:** Disrupt Movement (5-OPFOR-0014)

**CONDITION:** The enemy is expected to move through the opposing forces (OPFOR) element's area of operations. The OPFOR element has received an operation order (OPORD) or fragmentary order (FRAGO) to disrupt enemy movement. The enemy has the capability to defend with direct fire and antiarmor weapons.

**STANDARD:** The OPFOR element delays enemy movement. 1. Delays the element. 2. Forces the element to deviate from its route. 3. Prevents the element from reaching its destination. 4. Surprises the element's main body.

**TASK:** Defeat Obstacles (5-OPFOR-0009)

**CONDITION:** The opposing forces (OPFOR) element encounters an obstacle that blocks the avenue of approach as it advances upon the enemy forces.

**STANDARD:** The OPFOR element bypasses or breaches the enemy obstacle. 1. Detects the obstacle before halting its main body. 2. Defeats the obstacle. a. Bypasses the obstacle without entering the engagement areas. b. Breaches the obstacle within 45 minutes and passes its entire force through the obstacle. 3. Does not incur degradation to the point that the mission must be discontinued.

**TASK:** Disrupt a Route Reconnaissance (5-OPFOR-0021)

**CONDITION:** The enemy is conducting a route reconnaissance. The opposing forces (OPFOR) element is positioned along the enemy's route.

**STANDARD:** The OPFOR element attempts to disrupt a squad/section conducting a route reconnaissance. 1. Prevents the unit from meeting its specified time schedule. 2. Forces the unit to deviate from its specified route. 3. Prevents the unit from reaching its assigned destination. 4. Surprises the squad/section. 5. Inflicts casualties on the unit.

**TASK:** Conduct Terrorist and Saboteur Attacks (5-OPFOR-0005)

**CONDITION:** The opposing forces (OPFOR) element dispatches small teams into the enemy's rear area to disrupt combat service support (CSS) operations.

**STANDARD:** The enemy sustains disrupted command and control (C2), destroyed equipment and supplies, and light casualties. 1. Locates rear support bases and C2 facilities. 2. Delays and disrupts CSS operations through probes. 3. Infiltrates CSS bases to conduct sabotage and terrorist activities. 4. Inflicts light casualties. 5. Destroys supplies and equipment.

**TASK:** Disrupt a Net Control Station (NCS) (5-OPFOR-0019)

**CONDITION:** The enemy has established a NCS. The opposing forces (OPFOR) element has radio and jamming equipment.

**STANDARD:** The OPFOR element attempts to disrupt an NCS. 1. Attempts to locate the radio frequency that the unit is operating on. 2. Attempts to enter the radio net. 3. Attempts to issue "bogus" orders to a unit on the net. 4. Jams the radio frequency and forces the unit to go to an alternate frequency.

**TASK:** Disrupt Construction of Vehicle Fighting Positions (5-OPFOR-0020)

**CONDITION:** The opposing forces (OPFOR) element has located the enemy. The priority intelligence requirements (PIR) and other intelligence obtained by OPFOR patrols indicate the enemy is constructing vehicle fighting positions within its defensive area. The OPFOR element has automatic and antiarmor weapons and light mortars.

**STANDARD:** The OPFOR element attempts to disrupt the enemy's efforts to establish vehicle fighting positions. 1. Locates the defensive area. 2. Surprises the main body. 3. Penetrates the defensive area with squad-size probes. 4. Inflicts casualties on the unit. 5. Destroys vehicles. 6. Disrupts the unit's preparations (prevents or delays beyond the unit's allotted time).

**TASK:** Conduct an Aerial Reconnaissance (5-OPFOR-0010)

**CONDITION:** The opposing forces (OPFOR) headquarters (HQ) element requires intelligence on the locations and identification of enemy elements. An aircraft is dispatched to take photographs and make a visual inspection of the enemy rear area.

**STANDARD:** The OPFOR element gathers photograph intelligence of the enemy. 1. Photographs the assigned sectors. 2. Makes quick visual checks where the ceiling is low. 3. Locates enemy positions in the area, particularly support and storage bases, and command and control (C2) facilities. 4. Sustains no loss of aircraft. 5. Reports priority intelligence requirements (PIR) and other information requirements to the OPFOR HQ.

**TASK:** Conduct an Ambush (5-OPFOR-0007)

**CONDITION:** The enemy is moving in a convoy. The opposing forces (OPFOR) element is positioned along the enemy's route.

**STANDARD:** The OPFOR element inflicts casualties on the enemy and causes vehicle and equipment damage. 1. Prepares an ambush site before the element arrives. 2. Surprises march element forces. 3. Inflicts heavy casualties within the designated kill zone. 4. Inflicts heavy damage to vehicles and equipment within the designated kill zone. 5. Delays the march element from reaching a specified destination for a specified period of time. 6. Withdraws on order. 7. Sustains no casualties. 8. Reports actions to superiors.

**TASK:** Disrupt Defensive Preparations (5-OPFOR-0018)

**CONDITION:** The opposing forces (OPFOR) element has located the enemy. Priority intelligence requirements (PIR) and other intelligence requirements obtained by OPFOR patrols indicate that the enemy elements are establishing defensive positions. The OPFOR element has automatic and antiarmor weapons and light mortars.

**STANDARD:** The OPFOR element disrupts and delays the enemy's defensive preparations. 1. Locates and penetrates the enemy's security system. 2. Forces the enemy to delay defensive preparations. 3. Disrupts the enemy's obstacle preparations.

**TASK:** Disrupt Quartering Party Operations (5-OPFOR-0017)

**CONDITION:** The enemy is conducting quartering party operations. It has established an assembly area (AA) but has not moved in the main body.

**STANDARD:** The opposing forces (OPFOR) element attempts to disrupt quartering party operations and infiltrate the enemy's AA. 1. Locates the quartering party and the AA. 2. Surprises the main body. 3. Penetrates the AA with squad-size probes. 4. Inflicts personnel casualties and vehicle damage. 5. Disrupts the unit's preparations (prevents or delays beyond the unit's allotted time).

**TASK:** Disrupt Enemy Movement and Operations Using Tactical Nuclear Weapons (5-OPFOR-0016)

**CONDITION:** The opposing forces (OPFOR) element has located the enemy. Priority intelligence requirements (PIR) and other intelligence requirements have been obtained by OPFOR patrols. Tactical nuclear weapons are employed against key locations in the rear area.



**STANDARD:** The OPFOR element disrupts enemy movement and operations. 1. Disrupts or delays the movement of the enemy's equipment and supplies to the forward areas. 2. Destroys enemy equipment and supplies. 3. Inflicts a high rate of nuclear casualties among the enemy forces. 4. Denies the enemy the use of specified areas. 5. Contaminates the enemy's equipment and supplies.

**TASK:** Disrupt Assembly Area (AA) Activities (5-OPFOR-0013)

**CONDITION:** Intelligence reports indicate that platoon- and company-size enemy units are operating in the opposing forces (OPFOR) area of operations. Enemy units can defend from AAs with direct fire, antiarmor weapons, and indirect fire. The enemy has close air support (CAS) and nuclear, biological, and chemical (NBC) capabilities.

**STANDARD:** The OPFOR element locates and disrupts the enemy's AA activities. 1. Locates the element's AA. 2. Probes the AA with squad- or team-size elements. 3. Inflicts more than 5 percent casualties on the element. 4. Disrupts the element's preparations (prevents or delays beyond the element's allotted time).

**TASK:** Disrupt Enemy Movement and Operations Using Persistent and Nonpersistent Chemical Weapons (5-OPFOR-0015)

**CONDITION:** The opposing forces (OPFOR) element has located the enemy. Priority intelligence requirements (PIR) and other intelligence requirements have been obtained by OPFOR patrols. The OPFOR units deliver chemical agents, by means of conventional artillery weapons or aircraft, along selected supply routes and key bases in the rear area.

**STANDARD:** The OPFOR element disrupts enemy movement and operations using persistent and nonpersistent chemical weapons. 1. Delivers chemical agents in low and densely wooded areas. 2. Delays the movement of enemy supplies and equipment to the forward areas. 3. Restricts the movement of the enemy units in the rear area. 4. Channels the movement of enemy units into predesignated ambush areas. 5. Contaminates enemy supplies and equipment. 6. Inflicts a high rate of casualties on enemy forces.

**TASK:** Counter Passage of Lines (5-OPFOR-0012)

**CONDITION:** Enemy forces are in defensive positions, but they are expected to attempt passage-of-lines operations. The opposing forces (OPFOR) received orders to disrupt enemy passage-of-lines operations.

**STANDARD:** The OPFOR element delays or prevents enemy passage of lines. 1. Delays the passage. 2. Prevents the company from moving all personnel through the stationary unit. 3. Engages the main body of either the moving or the stationary unit.

**TASK:** Conduct Air Attacks (5-OPFOR-0002)

**CONDITION:** The opposing forces (OPFOR) element in the rear area has forwarded the positions of the enemy support sites or the locations of moving elements. The OPFOR aircraft have been dispatched to attack enemy installations or convoys.

**STANDARD:** The OPFOR element attempts to delay, disrupt, or damage the enemy targets by air. 1. Locates the target (support sites or convoys). 2. Makes attack runs on the designated targets. 3. Inflicts heavy damage to the selected target. 4. Sustains no loss of aircraft. 5. Delays moving the force for more than one hour.

**TASK:** Conduct a Raid (5-OPFOR-0004)

**CONDITION:** The opposing forces (OPFOR) element has occupied an objective rally point and has orders to conduct a raid on a combat service support (CSS) base.

**STANDARD:** The OPFOR element infiltrates the enemy's base and destroys all of the targets. 1. Surprises the enemy forces. 2. Assaults the support base and accomplishes the assigned tasks. 3. Destroys the specified equipment and supplies. 4. Avoids being decisively engaged. 5. Withdraws all personnel from the objective areas within the time prescribed. 6. Obtains all priority intelligence requirements (PIR) from the raid site. 7. Sustains only light casualties from enemy fire.

**TASK:** Attack (5-OPFOR-0001)

**CONDITION:** The opposing forces (OPFOR) element has located the enemy. The priority intelligence requirements (PIR) and other intelligence requirements have been obtained by OPFOR patrols. The OPFOR element has automatic and antiarmor weapons and light mortars.

**STANDARD:** The OPFOR element attempts to seize the terrain, vehicles, or equipment. 1. Develops an attack plan. 2. Surprises the enemy unit's main body. 3. Initiates the attack using a scheme of maneuver that exploits the enemy's flanks, gaps, and weaknesses. 4. Uses covered and concealed routes to approach the enemy forces' flanks, gaps, or weakly held areas. 5. Employs indirect fire to support the attack. 6. Penetrates enemy defenses. 7. Destroys equipment and supplies. 8. Inflicts heavy casualties. 9. Isolates the combat service support (CSS) base by blocking reinforcements. 10. Forces enemy units to displace. 11. Avoids being fixed in one position. 12. Withdraws before the CSS base is reinforced with tactical combat forces.

**TASK:** Conduct Sniper Operations (5-OPFOR-0006)

**CONDITION:** The opposing forces (OPFOR) element has assigned snipers (regular or irregular elements) in the enemy's rear area along the main supply route (MSR) and near support sites.

**STANDARD:** The OPFOR element kills or wounds targets. 1. Sets up a well-concealed location. 2. Engages vehicle drivers or personnel on foot with short bursts of semiautomatic fire. 3. Kills or wounds selected targets. 4. Prevents the position from being discovered by enemy forces. 5. Evacuates the area without being spotted. 6. Reports all specified priority intelligence requirements (PIR) and other intelligence requirements to the OPFOR headquarters (HQ).

**TASK:** Defend a Minefield (5-OPFOR-0023)

**CONDITION:** The enemy is conducting a minefield sweeping operation. The opposing forces (OPFOR) element has a minefield placed in the enemy's path. The minefield is under constant observation and fire.

**STANDARD:** The OPFOR element defends a minefield against an enemy element conducting a minefield sweeping operation. 1. Prevents the unit from detecting the obstacle. 2. Disrupts the minefield sweeping operation. 3. Prevents the unit from conducting the minefield sweeping operation, prevents the unit from moving all personnel through the breach, or delays the completion of the minefield sweeping operation for more than 45 minutes.

**TASK:** Maintain Contact (5-OPFOR-0003)

**CONDITION:** The opposing forces (OPFOR) element is engaged with enemy base defense forces. The enemy forces are withdrawing under pressure.

**STANDARD:** The OPFOR element maintains enemy contact while the enemy withdraws. 1. Engages the enemy forces decisively. 2. Advances the OPFOR as the enemy forces withdraw. 3. Inflicts heavy casualties. 4. Captures the members of the enemy force. 5. Captures documents and equipment. 6. Safeguards captured documents, equipment, and personnel.

**TASK:** Disrupt an Engineer Reconnaissance (5-OPFOR-0022)

**CONDITION:** The enemy is conducting an engineer reconnaissance. The opposing forces (OPFOR) element is positioned along the enemy's route.

**STANDARD:** The OPFOR element disrupts an engineer reconnaissance. 1. Prevents the unit from meeting its specified time schedule. 2. Forces the unit to deviate from its specified route. 3. Prevents the unit from accomplishing its assigned engineer reconnaissance. 4. Surprises the unit conducting the reconnaissance.

**TASK:** Conduct an Attack (5-OPFOR-0008)

**CONDITION:** The enemy is conducting tactical operations. The opposing forces (OPFOR) element receives orders to attack the enemy, the area of occupation, or the main supply route (MSR) with smoke.

**STANDARD:** The OPFOR element disrupts the enemy's movement and smoke operations. 1. Determines the delivery method of the smoke attack. 2. Locates the target. 3. Delivers the smoke attack downwind. 4. Attacks the enemy with smoke, and surge attacks when the enemy responds to the smoke.

**ELEMENTS:** Company Headquarters  
 Three Engineer Platoon Headquarters  
 Nine Engineer Squads  
 Assault and Obstacle Platoon Headquarters  
 Obstacle Section  
 Three Assault Sections

**TASK:** Fight as Engineers (05-1-1200)  
 (FM 5-100)

**ITERATION:** 1 2 3 4 5 M (Circle)  
**COMMANDER/LEADER ASSESSMENT:** T P U (Circle)

**CONDITIONS:** The battalion is conducting continuous tactical operations in all weather conditions. The commanding general directs the battalion to fight as engineers. Digital units have performed functionality checks, and systems are operational. Some iterations of this task should be performed in MOPP4.

**TASK STANDARDS:** According to the battalion's standing operating procedure (SOP), the engineer battalion reorganizes as an engineer or infantry battalion within the required period of time. All equipment and personnel not used in this role move to an equipment park or are attached to another unit. The reorganized battalion receives augmentation from air defense, fire support, antitank units, and a medical element if available. Digital units send and receive information via frequency-modulated (FM) and digital means to conduct combat operations. The time required to perform this task is increased when conducting it in mission-oriented protection posture (MOPP) 4.

TASK STEPS AND PERFORMANCE MEASURES	GO	NO-GO
<p>* 1. The battalion commander decides who will be the unit's fire support officer (FSO).                      NOTE: Digital units use the Army Battle Command System (ABCS) to perform collaborative planning and send and receive orders, reports, and requests according to the unit's tactical standing operating procedure (TACSOP).</p> <p>2. The FSO makes immediate coordination for air defense artillery, artillery support, and other necessary support for the unit.</p> <p>3. The Adjutant (US Army) (S1) updates the personnel status. If required, requests personnel to bring the battalion to its authorized strength.</p> <p>4. If necessary, the Intelligence Officer (US Army) (S2) organizes scout elements from organic assets to accomplish the assigned missions.</p> <p>5. The Operations and Training Officer (US Army) (S3) prepares for infantry-type missions.</p> <p style="padding-left: 20px;">a. Requested any support that the FSO needed; for example, air defense artillery, mortars, field artillery, and antitank elements.</p> <p style="padding-left: 20px;">b. Initiated the estimation process for infantry-type missions.</p> <p style="padding-left: 20px;">c. Designated the company's assembly areas (AAs).</p> <p>6. The Supply Officer (US Army) (S4) prepares field and combat trains.</p> <p style="padding-left: 20px;">a. Organized a support platoon consisting of all fuel, ammunition, and cargo-hauling assets to support the line company's new needs.</p> <p style="padding-left: 20px;">b. Set up material storage areas containing vehicle turnarounds. Camouflaged areas according to the tactical situation.</p> <p style="padding-left: 20px;">c. Requested additional Class V (ammunition) required by organic weapons and antitank systems, as necessary.</p>		

TASK STEPS AND PERFORMANCE MEASURES	GO	NO-GO
d. Consolidated unit mess and maintenance assets under the battalion's control in the field trains. e. Designated the location of the engineer equipment park and the controlling team chief, if necessary. (1) Located the equipment park in a covered and concealed position. (2) Located the equipment park on defensible terrain.		

TASK PERFORMANCE / EVALUATION SUMMARY BLOCK							
ITERATION	1	2	3	4	5	M	TOTAL
TOTAL TASK STEPS EVALUATED							
TOTAL TASK STEPS "GO"							
TRAINING STATUS "GO"/"NO-GO"							

"\*" indicates a leader task step.

**SUPPORTING INDIVIDUAL TASKS: NONE**

**SUPPORTING COLLECTIVE TASKS**

Task Number	Task Title	References
05-1-0200	Coordinate the Integration of Air Defense for Mobility and Countermobility Operations	ARTEP 5-053-35-MTP ARTEP 5-113-35-MTP ARTEP 5-335-60-MTP ARTEP 5-335-66-MTP ARTEP 5-435-66-MTP ARTEP 5-435-67-MTP ARTEP 5-445-64-MTP ARTEP 5-445-66-MTP
05-1-0606	ESTABLISH AND OPERATE A UNIT MAINTENANCE COLLECTION POINT (UMCP)	
05-1-1035	Integrate Engineer Elements Into the Fire Support (FS) Planning Process	ARTEP 5-335-60-MTP ARTEP 5-335-66-MTP ARTEP 5-435-66-MTP ARTEP47-002-47X-MTP
05-2-0042	Receive and Distribute Throughput Supplies	ARTEP 5-027-35-MTP ARTEP 5-053-35-MTP ARTEP 5-063-35-MTP ARTEP 5-113-35-MTP ARTEP 5-145-32-MTP ARTEP 5-157-35-MTP ARTEP 5-217-35-MTP ARTEP 5-335-65-MTP ARTEP 5-337-35-MTP ARTEP 5-413-35-MTP ARTEP 5-417-35-MTP ARTEP 5-423-35-MTP ARTEP 5-427-35-MTP

**SUPPORTING COLLECTIVE TASKS**

Task Number	Task Title	References
05-2-0100	Coordinate the Synchronization and Integration of Fire Support (FS)	ARTEP 5-434-35-MTP ARTEP 5-435-67-MTP ARTEP 5-437-36-MTP ARTEP 5-437-38-MTP ARTEP 5-443-35-MTP ARTEP 5-447-35-MTP ARTEP 5-447-37-MTP ARTEP 5-463-35-MTP ARTEP 5-463-36-MTP ARTEP 5-473-35-MTP ARTEP 5-053-35-MTP
05-2-0301	Camouflage Vehicles and Equipment	ARTEP 5-113-35-MTP ARTEP 5-335-65-MTP ARTEP 5-337-35-MTP ARTEP 5-435-67-MTP ARTEP 5-437-36-MTP ARTEP 5-437-38-MTP ARTEP 5-025-66-MTP ARTEP 5-026-34-MTP ARTEP 5-027-35-MTP ARTEP 5-053-11-MTP ARTEP 5-053-12-MTP ARTEP 5-053-35-MTP ARTEP 5-063-10-MTP ARTEP 5-063-11-MTP ARTEP 5-063-35-MTP ARTEP 5-113-11-MTP ARTEP 5-113-12-MTP ARTEP 5-113-35-MTP ARTEP 5-155-66-MTP ARTEP 5-156-34-MTP ARTEP 5-157-10-MTP ARTEP 5-157-35-MTP ARTEP 5-215-66-MTP ARTEP 5-216-34-MTP ARTEP 5-217-10-MTP ARTEP 5-217-35-MTP ARTEP 5-332-68-MTP ARTEP 5-335-65-MTP ARTEP 5-335-66-MTP ARTEP 5-335-70-MTP ARTEP 5-336-34-MTP ARTEP 5-337-10-MTP ARTEP 5-337-35-MTP ARTEP 5-413-35-MTP ARTEP 5-416-34-MTP ARTEP 5-417-13-MTP ARTEP 5-417-17-MTP ARTEP 5-417-35-MTP ARTEP 5-423-11-MTP ARTEP 5-424-35-MTP ARTEP 5-425-66-MTP

**SUPPORTING COLLECTIVE TASKS**

Task Number	Task Title	References
		ARTEP 5-426-34-MTP
		ARTEP 5-427-10-MTP
		ARTEP 5-427-35-MTP
		ARTEP 5-434-35-MTP
		ARTEP 5-435-66-MTP
		ARTEP 5-435-67-MTP
		ARTEP 5-436-35-MTP
		ARTEP 5-436-37-MTP
		ARTEP 5-437-10-MTP
		ARTEP 5-437-11-MTP
		ARTEP 5-437-36-MTP
		ARTEP 5-437-38-MTP
		ARTEP 5-443-35-MTP
		ARTEP 5-445-64-MTP
		ARTEP 5-445-66-MTP
		ARTEP 5-446-34-MTP
		ARTEP 5-446-36-MTP
		ARTEP 5-447-10-MTP
		ARTEP 5-447-11-MTP
		ARTEP 5-447-35-MTP
		ARTEP 5-447-37-MTP
		ARTEP 5-463-10-MTP
		ARTEP 5-463-12-MTP
		ARTEP 5-463-15-MTP
		ARTEP 5-463-17-MTP
		ARTEP 5-463-35-MTP
		ARTEP 5-463-36-MTP
		ARTEP 5-473-35-MTP
		ARTEP 5-500-66-MTP
		ARTEP 5-520-10-MTP
		ARTEP 5-520-14-MTP
		ARTEP 5-530-14-MTP
		ARTEP 5-530-16-MTP
		ARTEP 5-603-35-MTP
		ARTEP 5-606-34-MTP
		ARTEP 5-607-35-MTP
		ARTEP 5-027-35-MTP
05-2-1126	Coordinate for Organizational Maintenance Support	ARTEP 5-063-10-MTP
		ARTEP 5-063-11-MTP
		ARTEP 5-063-35-MTP
		ARTEP 5-157-35-MTP
		ARTEP 5-217-35-MTP
		ARTEP 5-427-35-MTP
		ARTEP 5-447-35-MTP
		ARTEP 5-447-37-MTP
		ARTEP 5-500-66-MTP
		ARTEP 5-520-10-MTP
		ARTEP 5-520-12-MTP
		ARTEP 5-520-14-MTP
		ARTEP 5-530-14-MTP
		ARTEP 5-530-16-MTP
		ARTEP 5-617-35-MTP

**SUPPORTING COLLECTIVE TASKS**

<b>Task Number</b>	<b>Task Title</b>	<b>References</b>
05-2-1131	Establish Unit Maintenance Operations	ARTEP 5-026-34-MTP ARTEP 5-027-10-MTP ARTEP 5-027-35-MTP ARTEP 5-063-10-MTP ARTEP 5-063-11-MTP ARTEP 5-063-35-MTP ARTEP 5-145-32-MTP ARTEP 5-156-34-MTP ARTEP 5-157-35-MTP ARTEP 5-216-34-MTP ARTEP 5-217-10-MTP ARTEP 5-217-35-MTP ARTEP 5-336-34-MTP ARTEP 5-426-34-MTP ARTEP 5-427-10-MTP ARTEP 5-427-35-MTP ARTEP 5-436-35-MTP ARTEP 5-436-37-MTP ARTEP 5-446-34-MTP ARTEP 5-446-36-MTP ARTEP 5-447-10-MTP ARTEP 5-447-11-MTP ARTEP 5-447-35-MTP ARTEP 5-447-37-MTP ARTEP 5-463-35-MTP ARTEP 5-463-36-MTP ARTEP 5-473-35-MTP ARTEP 5-025-66-MTP
43-2-0001.05-T01A	Conduct Unit-Level Maintenance Operations	ARTEP 5-026-34-MTP ARTEP 5-027-35-MTP ARTEP 5-053-35-MTP ARTEP 5-063-10-MTP ARTEP 5-063-11-MTP ARTEP 5-063-35-MTP ARTEP 5-113-11-MTP ARTEP 5-113-12-MTP ARTEP 5-113-35-MTP ARTEP 5-155-66-MTP ARTEP 5-156-34-MTP ARTEP 5-157-10-MTP ARTEP 5-157-35-MTP ARTEP 5-215-66-MTP ARTEP 5-216-34-MTP ARTEP 5-217-10-MTP ARTEP 5-217-35-MTP ARTEP 5-332-68-MTP ARTEP 5-335-60-MTP ARTEP 5-335-65-MTP ARTEP 5-335-70-MTP ARTEP 5-336-34-MTP ARTEP 5-337-10-MTP ARTEP 5-337-35-MTP



**SUPPORTING COLLECTIVE TASKS**

Task Number	Task Title	References
		ARTEP 5-402-68-MTP
		ARTEP 5-412-68-MTP
		ARTEP 5-412-69-MTP
		ARTEP 5-413-35-MTP
		ARTEP 5-416-14-MTP
		ARTEP 5-416-34-MTP
		ARTEP 5-417-13-MTP
		ARTEP 5-417-17-MTP
		ARTEP 5-417-35-MTP
		ARTEP 5-423-35-MTP
		ARTEP 5-424-35-MTP
		ARTEP 5-425-66-MTP
		ARTEP 5-426-34-MTP
		ARTEP 5-427-35-MTP
		ARTEP 5-434-35-MTP
		ARTEP 5-436-35-MTP
		ARTEP 5-436-37-MTP
		ARTEP 5-437-36-MTP
		ARTEP 5-437-38-MTP
		ARTEP 5-443-35-MTP
		ARTEP 5-445-64-MTP
		ARTEP 5-445-66-MTP
		ARTEP 5-446-34-MTP
		ARTEP 5-446-36-MTP
		ARTEP 5-447-35-MTP
		ARTEP 5-447-37-MTP
		ARTEP 5-463-10-MTP
		ARTEP 5-463-12-MTP
		ARTEP 5-463-15-MTP
		ARTEP 5-463-17-MTP
		ARTEP 5-463-35-MTP
		ARTEP 5-463-36-MTP
		ARTEP 5-473-35-MTP
		ARTEP 5-520-10-MTP
		ARTEP 5-602-68-MTP
		ARTEP 5-603-35-MTP
		ARTEP 5-606-34-MTP
		ARTEP 5-607-35-MTP
		ARTEP 5-608-35-MTP
		ARTEP 5-616-34-MTP
		ARTEP 5-617-11-MTP
		ARTEP 5-617-35-MTP
44-1-C220.05-T01A	Use Passive Air Defense Measures	ARTEP 5-025-66-MTP
		ARTEP 5-026-34-MTP
		ARTEP 5-027-10-MTP
		ARTEP 5-027-35-MTP
		ARTEP 5-053-11-MTP
		ARTEP 5-053-12-MTP
		ARTEP 5-053-35-MTP
		ARTEP 5-063-11-MTP
		ARTEP 5-063-35-MTP
		ARTEP 5-113-11-MTP
		ARTEP 5-113-12-MTP

**SUPPORTING COLLECTIVE TASKS**

<b>Task Number</b>	<b>Task Title</b>	<b>References</b>
		ARTEP 5-113-35-MTP
		ARTEP 5-145-12-MTP
		ARTEP 5-145-32-MTP
		ARTEP 5-155-66-MTP
		ARTEP 5-156-34-MTP
		ARTEP 5-157-10-MTP
		ARTEP 5-157-35-MTP
		ARTEP 5-215-66-MTP
		ARTEP 5-216-34-MTP
		ARTEP 5-217-10-MTP
		ARTEP 5-217-35-MTP
		ARTEP 5-332-68-MTP
		ARTEP 5-335-60-MTP
		ARTEP 5-335-65-MTP
		ARTEP 5-335-70-MTP
		ARTEP 5-336-34-MTP
		ARTEP 5-337-10-MTP
		ARTEP 5-337-35-MTP
		ARTEP 5-402-68-MTP
		ARTEP 5-412-68-MTP
		ARTEP 5-412-69-MTP
		ARTEP 5-413-35-MTP
		ARTEP 5-416-14-MTP
		ARTEP 5-416-34-MTP
		ARTEP 5-417-13-MTP
		ARTEP 5-417-17-MTP
		ARTEP 5-417-35-MTP
		ARTEP 5-423-11-MTP
		ARTEP 5-423-35-MTP
		ARTEP 5-424-35-MTP
		ARTEP 5-425-66-MTP
		ARTEP 5-426-34-MTP
		ARTEP 5-427-10-MTP
		ARTEP 5-427-35-MTP
		ARTEP 5-434-35-MTP
		ARTEP 5-435-66-MTP
		ARTEP 5-435-67-MTP
		ARTEP 5-436-35-MTP
		ARTEP 5-436-37-MTP
		ARTEP 5-437-10-MTP
		ARTEP 5-437-11-MTP
		ARTEP 5-437-36-MTP
		ARTEP 5-437-38-MTP
		ARTEP 5-443-35-MTP
		ARTEP 5-445-64-MTP
		ARTEP 5-445-66-MTP
		ARTEP 5-446-34-MTP
		ARTEP 5-446-36-MTP
		ARTEP 5-447-10-MTP
		ARTEP 5-447-11-MTP
		ARTEP 5-447-35-MTP
		ARTEP 5-447-37-MTP
		ARTEP 5-463-10-MTP

**SUPPORTING COLLECTIVE TASKS**

Task Number	Task Title	References
		ARTEP 5-463-12-MTP
		ARTEP 5-463-15-MTP
		ARTEP 5-463-17-MTP
		ARTEP 5-463-35-MTP
		ARTEP 5-463-36-MTP
		ARTEP 5-473-35-MTP
		ARTEP 5-500-21-MTP
		ARTEP 5-500-22-MTP
		ARTEP 5-500-24-MTP
		ARTEP 5-500-66-MTP
		ARTEP 5-510-10-MTP
		ARTEP 5-510-12-MTP
		ARTEP 5-510-14-MTP
		ARTEP 5-510-16-MTP
		ARTEP 5-510-18-MTP
		ARTEP 5-520-10-MTP
		ARTEP 5-520-14-MTP
		ARTEP 5-530-10-MTP
		ARTEP 5-530-12-MTP
		ARTEP 5-530-14-MTP
		ARTEP 5-530-16-MTP
		ARTEP 5-540-10-MTP
		ARTEP 5-540-11-MTP
		ARTEP 5-540-12-MTP
		ARTEP 5-540-13-MTP
		ARTEP 5-602-68-MTP
		ARTEP 5-603-35-MTP
		ARTEP 5-606-34-MTP
		ARTEP 5-607-35-MTP
		ARTEP 5-608-35-MTP
		ARTEP 5-616-34-MTP
		ARTEP 5-617-10-MTP
		ARTEP 5-617-11-MTP
		ARTEP 5-617-35-MTP
		ARTEP 5-025-66-MTP
44-1-C221.05-T01A	Take Active Combined Arms Air Defense Measures Against Hostile Aerial Platforms	ARTEP 5-026-34-MTP
		ARTEP 5-027-10-MTP
		ARTEP 5-027-35-MTP
		ARTEP 5-053-11-MTP
		ARTEP 5-053-12-MTP
		ARTEP 5-053-35-MTP
		ARTEP 5-063-10-MTP
		ARTEP 5-063-11-MTP
		ARTEP 5-063-35-MTP
		ARTEP 5-113-11-MTP
		ARTEP 5-113-12-MTP
		ARTEP 5-113-35-MTP
		ARTEP 5-145-12-MTP
		ARTEP 5-145-32-MTP
		ARTEP 5-155-66-MTP
		ARTEP 5-156-34-MTP
		ARTEP 5-157-10-MTP

**SUPPORTING COLLECTIVE TASKS**

<b>Task Number</b>	<b>Task Title</b>	<b>References</b>
		ARTEP 5-157-35-MTP
		ARTEP 5-215-66-MTP
		ARTEP 5-216-34-MTP
		ARTEP 5-217-10-MTP
		ARTEP 5-217-35-MTP
		ARTEP 5-332-68-MTP
		ARTEP 5-335-60-MTP
		ARTEP 5-335-65-MTP
		ARTEP 5-335-70-MTP
		ARTEP 5-335-DRILL
		ARTEP 5-336-34-MTP
		ARTEP 5-337-10-MTP
		ARTEP 5-337-35-MTP
		ARTEP 5-402-33-MTP
		ARTEP 5-402-68-MTP
		ARTEP 5-412-68-MTP
		ARTEP 5-412-69-MTP
		ARTEP 5-423-35-MTP
		ARTEP 5-425-66-MTP
		ARTEP 5-426-34-MTP
		ARTEP 5-427-10-MTP
		ARTEP 5-427-35-MTP
		ARTEP 5-435-66-MTP
		ARTEP 5-435-67-MTP
		ARTEP 5-436-35-MTP
		ARTEP 5-436-37-MTP
		ARTEP 5-437-10-MTP
		ARTEP 5-437-11-MTP
		ARTEP 5-437-36-MTP
		ARTEP 5-437-38-MTP
		ARTEP 5-443-35-MTP
		ARTEP 5-445-64-MTP
		ARTEP 5-445-66-MTP
		ARTEP 5-446-34-MTP
		ARTEP 5-446-36-MTP
		ARTEP 5-447-10-MTP
		ARTEP 5-447-11-MTP
		ARTEP 5-447-35-MTP
		ARTEP 5-447-37-MTP
		ARTEP 5-463-10-MTP
		ARTEP 5-463-12-MTP
		ARTEP 5-463-15-MTP
		ARTEP 5-463-17-MTP
		ARTEP 5-463-35-MTP
		ARTEP 5-463-36-MTP
		ARTEP 5-473-35-MTP
		ARTEP 5-500-21-MTP
		ARTEP 5-500-22-MTP
		ARTEP 5-500-24-MTP
		ARTEP 5-540-10-MTP
		ARTEP 5-540-11-MTP
		ARTEP 5-540-12-MTP
		ARTEP 5-540-13-MTP

**SUPPORTING COLLECTIVE TASKS**

<b>Task Number</b>	<b>Task Title</b>	<b>References</b>
		ARTEP 5-602-68-MTP
		ARTEP 5-603-35-MTP
		ARTEP 5-606-34-MTP
		ARTEP 5-607-35-MTP
		ARTEP 5-608-35-MTP
		ARTEP 5-616-34-MTP
		ARTEP 5-617-10-MTP
		ARTEP 5-617-11-MTP
		ARTEP 5-617-35-MTP
		ARTEP 7-10-MTP
		ARTEP 71-2-MTP
		ARTEP 7-7J-DRILL
		ARTEP 7-7J-MTP
		ARTEP 7-8-MTP
		ARTEP 7-90-MTP
		ARTEP 7-91-MTP
		ARTEP 7-92-MTP

**OPFOR TASKS AND STANDARDS**

**TASK:** Attack (5-OPFOR-0001)

**CONDITION:** The opposing forces (OPFOR) element has located the enemy. The priority intelligence requirements (PIR) and other intelligence requirements have been obtained by OPFOR patrols. The OPFOR element has automatic and antiarmor weapons and light mortars.

**STANDARD:** The OPFOR element attempts to seize the terrain, vehicles, or equipment. 1. Develops an attack plan. 2. Surprises the enemy unit's main body. 3. Initiates the attack using a scheme of maneuver that exploits the enemy's flanks, gaps, and weaknesses. 4. Uses covered and concealed routes to approach the enemy forces' flanks, gaps, or weakly held areas. 5. Employs indirect fire to support the attack. 6. Penetrates enemy defenses. 7. Destroys equipment and supplies. 8. Inflicts heavy casualties. 9. Isolates the combat service support (CSS) base by blocking reinforcements. 10. Forces enemy units to displace. 11. Avoids being fixed in one position. 12. Withdraws before the CSS base is reinforced with tactical combat forces.

**TASK:** Conduct Air Attacks (5-OPFOR-0002)

**CONDITION:** The opposing forces (OPFOR) element in the rear area has forwarded the positions of the enemy support sites or the locations of moving elements. The OPFOR aircraft have been dispatched to attack enemy installations or convoys.

**STANDARD:** The OPFOR element attempts to delay, disrupt, or damage the enemy targets by air. 1. Locates the target (support sites or convoys). 2. Makes attack runs on the designated targets. 3. Inflicts heavy damage to the selected target. 4. Sustains no loss of aircraft. 5. Delays moving the force for more than one hour.

**TASK:** Conduct Sniper Operations (5-OPFOR-0006)

**CONDITION:** The opposing forces (OPFOR) element has assigned snipers (regular or irregular elements) in the enemy's rear area along the main supply route (MSR) and near support sites.

**STANDARD:** The OPFOR element kills or wounds targets. 1. Sets up a well-concealed location. 2. Engages vehicle drivers or personnel on foot with short bursts of semiautomatic fire. 3. Kills or wounds selected targets. 4. Prevents the position from being discovered by enemy forces. 5. Evacuates the area without being spotted. 6. Reports all specified priority intelligence requirements (PIR) and other intelligence requirements to the OPFOR headquarters (HQ).

**TASK:** Conduct an Attack (5-OPFOR-0008)

**CONDITION:** The enemy is conducting tactical operations. The opposing forces (OPFOR) element receives orders to attack the enemy, the area of occupation, or the main supply route (MSR) with smoke.

**STANDARD:** The OPFOR element disrupts the enemy's movement and smoke operations. 1. Determines the delivery method of the smoke attack. 2. Locates the target. 3. Delivers the smoke attack downwind. 4. Attacks the enemy with smoke, and surge attacks when the enemy responds to the smoke.

**TASK:** Gather Intelligence (5-OPFOR-0011)

**CONDITION:** The opposing forces (OPFOR) small element, operating in the rear area, is planning attacks on enemy bases. Information is needed to complete the plans.

**STANDARD:** The OPFOR element infiltrates, gathers intelligence information, and submits its findings to the command. 1. Identifies all priority intelligence requirements (PIR) and other intelligence requirements. 2. Passes through any outpost, defensive wire, or warning devices undetected. 3. Moves to an observation point that offers cover and concealment and is clear enough to gather PIR and other intelligence requirements. 4. Gathers all PIR and other intelligence requirements. 5. Withdraws from the area undetected. 6. Reports all information to the OPFOR headquarters (HQ).

**TASK:** Disrupt Assembly Area (AA) Activities (5-OPFOR-0013)

**CONDITION:** Intelligence reports indicate that platoon- and company-size enemy units are operating in the opposing forces (OPFOR) area of operations. Enemy units can defend from AAs with direct fire, antiarmor weapons, and indirect fire. The enemy has close air support (CAS) and nuclear, biological, and chemical (NBC) capabilities.

**STANDARD:** The OPFOR element locates and disrupts the enemy's AA activities. 1. Locates the element's AA. 2. Probes the AA with squad- or team-size elements. 3. Inflicts more than 5 percent casualties on the element. 4. Disrupts the element's preparations (prevents or delays beyond the element's allotted time).

**TASK:** Disrupt Movement (5-OPFOR-0014)

**CONDITION:** The enemy is expected to move through the opposing forces (OPFOR) element's area of operations. The OPFOR element has received an operation order (OPORD) or fragmentary order (FRAGO) to disrupt enemy movement. The enemy has the capability to defend with direct fire and antiarmor weapons.

**STANDARD:** The OPFOR element delays enemy movement. 1. Delays the element. 2. Forces the element to deviate from its route. 3. Prevents the element from reaching its destination. 4. Surprises the element's main body.

**TASK:** Counter Passage of Lines (5-OPFOR-0012)

**CONDITION:** Enemy forces are in defensive positions, but they are expected to attempt passage-of-lines operations. The opposing forces (OPFOR) received orders to disrupt enemy passage-of-lines operations.

**STANDARD:** The OPFOR element delays or prevents enemy passage of lines. 1. Delays the passage. 2. Prevents the company from moving all personnel through the stationary unit. 3. Engages the main body of either the moving or the stationary unit.

**TASK:** Disrupt Defensive Preparations (5-OPFOR-0018)

**CONDITION:** The opposing forces (OPFOR) element has located the enemy. Priority intelligence requirements (PIR) and other intelligence requirements obtained by OPFOR patrols indicate that the enemy elements are establishing defensive positions. The OPFOR element has automatic and antiarmor weapons and light mortars.

**STANDARD:** The OPFOR element disrupts and delays the enemy's defensive preparations. 1. Locates and penetrates the enemy's security system. 2. Forces the enemy to delay defensive preparations. 3. Disrupts the enemy's obstacle preparations.

**TASK:** Defeat Obstacles (5-OPFOR-0009)

**CONDITION:** The opposing forces (OPFOR) element encounters an obstacle that blocks the avenue of approach as it advances upon the enemy forces.

**STANDARD:** The OPFOR element bypasses or breaches the enemy obstacle. 1. Detects the obstacle before halting its main body. 2. Defeats the obstacle. a. Bypasses the obstacle without entering the engagement areas. b. Breaches the obstacle within 45 minutes and passes its entire force through the obstacle. 3. Does not incur degradation to the point that the mission must be discontinued.

**TASK:** Disrupt a Route Reconnaissance (5-OPFOR-0021)

**CONDITION:** The enemy is conducting a route reconnaissance. The opposing forces (OPFOR) element is positioned along the enemy's route.

**STANDARD:** The OPFOR element attempts to disrupt a squad/section conducting a route reconnaissance. 1. Prevents the unit from meeting its specified time schedule. 2. Forces the unit to deviate from its specified route. 3. Prevents the unit from reaching its assigned destination. 4. Surprises the squad/section. 5. Inflicts casualties on the unit.

**TASK:** Conduct Terrorist and Saboteur Attacks (5-OPFOR-0005)

**CONDITION:** The opposing forces (OPFOR) element dispatches small teams into the enemy's rear area to disrupt combat service support (CSS) operations.

**STANDARD:** The enemy sustains disrupted command and control (C2), destroyed equipment and supplies, and light casualties. 1. Locates rear support bases and C2 facilities. 2. Delays and disrupts CSS operations through probes. 3. Infiltrates CSS bases to conduct sabotage and terrorist activities. 4. Inflicts light casualties. 5. Destroys supplies and equipment.

**TASK:** Disrupt a Net Control Station (NCS) (5-OPFOR-0019)

**CONDITION:** The enemy has established a NCS. The opposing forces (OPFOR) element has radio and jamming equipment.

**STANDARD:** The OPFOR element attempts to disrupt an NCS. 1. Attempts to locate the radio frequency that the unit is operating on. 2. Attempts to enter the radio net. 3. Attempts to issue "bogus" orders to a unit on the net. 4. Jams the radio frequency and forces the unit to go to an alternate frequency.

**TASK:** Disrupt Construction of Vehicle Fighting Positions (5-OPFOR-0020)

**CONDITION:** The opposing forces (OPFOR) element has located the enemy. The priority intelligence requirements (PIR) and other intelligence obtained by OPFOR patrols indicate the enemy is constructing vehicle fighting positions within its defensive area. The OPFOR element has automatic and antiarmor weapons and light mortars.

**STANDARD:** The OPFOR element attempts to disrupt the enemy's efforts to establish vehicle fighting positions. 1. Locates the defensive area. 2. Surprises the main body. 3. Penetrates the defensive area with squad-size probes. 4. Inflicts casualties on the unit. 5. Destroys vehicles. 6. Disrupts the unit's preparations (prevents or delays beyond the unit's allotted time).

**TASK:** Conduct an Aerial Reconnaissance (5-OPFOR-0010)

**CONDITION:** The opposing forces (OPFOR) headquarters (HQ) element requires intelligence on the locations and identification of enemy elements. An aircraft is dispatched to take photographs and make a visual inspection of the enemy rear area.

**STANDARD:** The OPFOR element gathers photograph intelligence of the enemy. 1. Photographs the assigned sectors. 2. Makes quick visual checks where the ceiling is low. 3. Locates enemy positions in the area, particularly support and storage bases, and command and control (C2) facilities. 4. Sustains no loss of aircraft. 5. Reports priority intelligence requirements (PIR) and other information requirements to the OPFOR HQ.

**TASK:** Disrupt Quartering Party Operations (5-OPFOR-0017)

**CONDITION:** The enemy is conducting quartering party operations. It has established an assembly area (AA) but has not moved in the main body.

**STANDARD:** The opposing forces (OPFOR) element attempts to disrupt quartering party operations and infiltrate the enemy's AA. 1. Locates the quartering party and the AA. 2. Surprises the main body. 3. Penetrates the AA with squad-size probes. 4. Inflicts personnel casualties and vehicle damage. 5. Disrupts the unit's preparations (prevents or delays beyond the unit's allotted time).

**TASK:** Disrupt Enemy Movement and Operations Using Tactical Nuclear Weapons (5-OPFOR-0016)

**CONDITION:** The opposing forces (OPFOR) element has located the enemy. Priority intelligence requirements (PIR) and other intelligence requirements have been obtained by OPFOR patrols. Tactical nuclear weapons are employed against key locations in the rear area.

**STANDARD:** The OPFOR element disrupts enemy movement and operations. 1. Disrupts or delays the movement of the enemy's equipment and supplies to the forward areas. 2. Destroys enemy equipment and supplies. 3. Inflicts a high rate of nuclear casualties among the enemy forces. 4. Denies the enemy the use of specified areas. 5. Contaminates the enemy's equipment and supplies.

**TASK:** Disrupt Enemy Movement and Operations Using Persistent and Nonpersistent Chemical Weapons (5-OPFOR-0015)

**CONDITION:** The opposing forces (OPFOR) element has located the enemy. Priority intelligence requirements (PIR) and other intelligence requirements have been obtained by OPFOR patrols. The OPFOR units deliver chemical agents, by means of conventional artillery weapons or aircraft, along selected supply routes and key bases in the rear area.



**STANDARD:** The OPFOR element disrupts enemy movement and operations using persistent and nonpersistent chemical weapons. 1. Delivers chemical agents in low and densely wooded areas. 2. Delays the movement of enemy supplies and equipment to the forward areas. 3. Restricts the movement of the enemy units in the rear area. 4. Channels the movement of enemy units into predesignated ambush areas. 5. Contaminates enemy supplies and equipment. 6. Inflicts a high rate of casualties on enemy forces.

**TASK:** Conduct a Raid (5-OPFOR-0004)

**CONDITION:** The opposing forces (OPFOR) element has occupied an objective rally point and has orders to conduct a raid on a combat service support (CSS) base.

**STANDARD:** The OPFOR element infiltrates the enemy's base and destroys all of the targets. 1. Surprises the enemy forces. 2. Assaults the support base and accomplishes the assigned tasks. 3. Destroys the specified equipment and supplies. 4. Avoids being decisively engaged. 5. Withdraws all personnel from the objective areas within the time prescribed. 6. Obtains all priority intelligence requirements (PIR) from the raid site. 7. Sustains only light casualties from enemy fire.

**TASK:** Defend a Minefield (5-OPFOR-0023)

**CONDITION:** The enemy is conducting a minefield sweeping operation. The opposing forces (OPFOR) element has a minefield placed in the enemy's path. The minefield is under constant observation and fire.

**STANDARD:** The OPFOR element defends a minefield against an enemy element conducting a minefield sweeping operation. 1. Prevents the unit from detecting the obstacle. 2. Disrupts the minefield sweeping operation. 3. Prevents the unit from conducting the minefield sweeping operation, prevents the unit from moving all personnel through the breach, or delays the completion of the minefield sweeping operation for more than 45 minutes.

**TASK:** Surrender to the Capturing Unit on the Battlefield (5-OPFOR-0024)

**CONDITION:** The enemy has captured the opposing forces (OPFOR) element's soldiers, documents, and equipment sensitive to the OPFOR tactical operations.

**STANDARD:** The OPFOR soldiers retain or destroy documents and equipment. The OPFOR element surrenders documents and equipment of no tactical use to the enemy and attempts to conceal or destroy items of tactical value. The OPFOR element attempts escape and evasion. 1. Prevents the successful capture of documents and equipment. 2. Destroys documents and equipment. 3. Removes identifying markings from equipment. 4. Removes unit-identifying insignia. 5. Provides misleading information. 6. Plans an escape. 7. Delays movement to the nearest collection point. 8. Prevents safeguarding of enemy prisoners of war (EPWs) in order to cause embarrassment to the United States (US).

**TASK:** Maintain Contact (5-OPFOR-0003)

**CONDITION:** The opposing forces (OPFOR) element is engaged with enemy base defense forces. The enemy forces are withdrawing under pressure.

**STANDARD:** The OPFOR element maintains enemy contact while the enemy withdraws. 1. Engages the enemy forces decisively. 2. Advances the OPFOR as the enemy forces withdraw. 3. Inflicts heavy casualties. 4. Captures the members of the enemy force. 5. Captures documents and equipment. 6. Safeguards captured documents, equipment, and personnel.

**TASK:** Disrupt an Engineer Reconnaissance (5-OPFOR-0022)

**CONDITION:** The enemy is conducting an engineer reconnaissance. The opposing forces (OPFOR) element is positioned along the enemy's route.

**STANDARD:** The OPFOR element disrupts an engineer reconnaissance. 1. Prevents the unit from meeting its specified time schedule. 2. Forces the unit to deviate from its specified route. 3. Prevents the unit from accomplishing its assigned engineer reconnaissance. 4. Surprises the unit conducting the reconnaissance.

**TASK:** Conduct an Ambush (5-OPFOR-0007)

**CONDITION:** The enemy is moving in a convoy. The opposing forces (OPFOR) element is positioned along the enemy's route.

**STANDARD:** The OPFOR element inflicts casualties on the enemy and causes vehicle and equipment damage. 1. Prepares an ambush site before the element arrives. 2. Surprises march element forces. 3. Inflicts heavy casualties within the designated kill zone. 4. Inflicts heavy damage to vehicles and equipment within the designated kill zone. 5. Delays the march element from reaching a specified destination for a specified period of time. 6. Withdraws on order. 7. Sustains no casualties. 8. Reports actions to superiors.

**ELEMENTS:** Company  
Company Headquarters

**TASK:** Perform Combat Trail Construction and Clearing (05-2-0006)  
(FM 5-34) (FM 5-430-00-1) (FM 5-430-00-2)

**ITERATION:** 1 2 3 4 5 M (Circle)

**COMMANDER/LEADER ASSESSMENT:** T P U (Circle)

**CONDITIONS:** The engineer company is supporting a maneuver task force (TF) that is engaged in combat in an assigned area of operations (AO). Elements of a combat support equipment (CSE) company are available to the engineer company as required. Digital units have performed functionality checks, and systems are operational. Some iterations of this task should be performed in MOPP4.

**TASK STANDARDS:** The engineer company is able to construct trails and bypasses required to maintain movement of the TF combat and CSE elements. Digital units send and receive reports using frequency-modulated (FM) or digital means. The time required to perform this task is increased when conducting it in mission-oriented protection posture (MOPP) 4.

TASK STEPS AND PERFORMANCE MEASURES	GO	NO-GO
1. The engineer company command post (CP) maintains the status of essential routes. 2. The engineer company conducts a reconnaissance to verify the requirements for construction, repair, and clearance of routes and bypasses. 3. The engineer company commander organizes assets to accomplish trail or bypass construction tasks and coordinates the supply of required materials. 4. The engineer company commander directs the movement to the sites. 5. The engineer company commander supervises the mission execution and receives progress reports. 6. The engineer company CP receives and reports the status. NOTE: Digital units perform reconnaissance, send reports, and update the digital overlay with locations of obstacles, updating the common operational picture (COP) and the situational awareness (SA) using FM or digital means according to the unit's tactical standing operating procedure (TACSOP).		

TASK PERFORMANCE / EVALUATION SUMMARY BLOCK							
ITERATION	1	2	3	4	5	M	TOTAL
TOTAL TASK STEPS EVALUATED							
TOTAL TASK STEPS "GO"							
TRAINING STATUS "GO"/"NO-GO"							

"\*" indicates a leader task step.

**SUPPORTING INDIVIDUAL TASKS: NONE**

**SUPPORTING COLLECTIVE TASKS**

<b>Task Number</b>	<b>Task Title</b>	<b>References</b>
05-2-0408	Plan and Direct an Engineer Reconnaissance	ARTEP 5-027-35-MTP ARTEP 5-053-35-MTP ARTEP 5-113-35-MTP ARTEP 5-145-32-MTP ARTEP 5-157-35-MTP ARTEP 5-217-35-MTP ARTEP 5-335-65-MTP ARTEP 5-337-35-MTP ARTEP 5-417-35-MTP ARTEP 5-423-35-MTP ARTEP 5-427-35-MTP ARTEP 5-434-35-MTP ARTEP 5-436-35-MTP ARTEP 5-437-38-MTP ARTEP 5-443-35-MTP ARTEP 5-447-35-MTP ARTEP 5-447-37-MTP ARTEP 5-463-35-MTP ARTEP 5-463-36-MTP ARTEP 5-473-35-MTP ARTEP 5-603-35-MTP ARTEP 5-607-35-MTP ARTEP 5-608-35-MTP
05-3-0413	Conduct a Tactical Reconnaissance	ARTEP 5-027-10-MTP ARTEP 5-053-12-MTP ARTEP 5-063-10-MTP ARTEP 5-113-12-MTP ARTEP 5-157-10-MTP ARTEP 5-217-10-MTP ARTEP 5-427-10-MTP ARTEP 5-447-10-MTP ARTEP 5-447-11-MTP
19-1-1102	Coordinate Route Reconnaissance and Surveillance	ARTEP47-002-47X-MTP

**OPFOR TASKS AND STANDARDS**

**TASK:** Surrender to the Capturing Unit on the Battlefield (5-OPFOR-0024)

**CONDITION:** The enemy has captured the opposing forces (OPFOR) element's soldiers, documents, and equipment sensitive to the OPFOR tactical operations.

**STANDARD:** The OPFOR soldiers retain or destroy documents and equipment. The OPFOR element surrenders documents and equipment of no tactical use to the enemy and attempts to conceal or destroy items of tactical value. The OPFOR element attempts escape and evasion. 1. Prevents the successful capture of documents and equipment. 2. Destroys documents and equipment. 3. Removes identifying markings from equipment. 4. Removes unit-identifying insignia. 5. Provides misleading information. 6. Plans an escape. 7. Delays movement to the nearest collection point. 8. Prevents safeguarding of enemy prisoners of war (EPWs) in order to cause embarrassment to the United States (US).

**TASK:** Defeat Obstacles (5-OPFOR-0009)

**CONDITION:** The opposing forces (OPFOR) element encounters an obstacle that blocks the avenue of approach as it advances upon the enemy forces.

**STANDARD:** The OPFOR element bypasses or breaches the enemy obstacle. 1. Detects the obstacle before halting its main body. 2. Defeats the obstacle. a. Bypasses the obstacle without entering the engagement areas. b. Breaches the obstacle within 45 minutes and passes its entire force through the obstacle. 3. Does not incur degradation to the point that the mission must be discontinued.

**TASK:** Conduct an Attack (5-OPFOR-0008)

**CONDITION:** The enemy is conducting tactical operations. The opposing forces (OPFOR) element receives orders to attack the enemy, the area of occupation, or the main supply route (MSR) with smoke.

**STANDARD:** The OPFOR element disrupts the enemy's movement and smoke operations. 1. Determines the delivery method of the smoke attack. 2. Locates the target. 3. Delivers the smoke attack downwind. 4. Attacks the enemy with smoke, and surge attacks when the enemy responds to the smoke.

**TASK:** Disrupt a Route Reconnaissance (5-OPFOR-0021)

**CONDITION:** The enemy is conducting a route reconnaissance. The opposing forces (OPFOR) element is positioned along the enemy's route.

**STANDARD:** The OPFOR element attempts to disrupt a squad/section conducting a route reconnaissance. 1. Prevents the unit from meeting its specified time schedule. 2. Forces the unit to deviate from its specified route. 3. Prevents the unit from reaching its assigned destination. 4. Surprises the squad/section. 5. Inflicts casualties on the unit.

**TASK:** Conduct Terrorist and Saboteur Attacks (5-OPFOR-0005)

**CONDITION:** The opposing forces (OPFOR) element dispatches small teams into the enemy's rear area to disrupt combat service support (CSS) operations.

**STANDARD:** The enemy sustains disrupted command and control (C2), destroyed equipment and supplies, and light casualties. 1. Locates rear support bases and C2 facilities. 2. Delays and disrupts CSS operations through probes. 3. Infiltrates CSS bases to conduct sabotage and terrorist activities. 4. Inflicts light casualties. 5. Destroys supplies and equipment.

**TASK:** Disrupt a Net Control Station (NCS) (5-OPFOR-0019)

**CONDITION:** The enemy has established a NCS. The opposing forces (OPFOR) element has radio and jamming equipment.

**STANDARD:** The OPFOR element attempts to disrupt an NCS. 1. Attempts to locate the radio frequency that the unit is operating on. 2. Attempts to enter the radio net. 3. Attempts to issue "bogus" orders to a unit on the net. 4. Jams the radio frequency and forces the unit to go to an alternate frequency.

**TASK:** Disrupt Construction of Vehicle Fighting Positions (5-OPFOR-0020)

**CONDITION:** The opposing forces (OPFOR) element has located the enemy. The priority intelligence requirements (PIR) and other intelligence obtained by OPFOR patrols indicate the enemy is constructing vehicle fighting positions within its defensive area. The OPFOR element has automatic and antiarmor weapons and light mortars.

**STANDARD:** The OPFOR element attempts to disrupt the enemy's efforts to establish vehicle fighting positions. 1. Locates the defensive area. 2. Surprises the main body. 3. Penetrates the defensive area with squad-size probes. 4. Inflicts casualties on the unit. 5. Destroys vehicles. 6. Disrupts the unit's preparations (prevents or delays beyond the unit's allotted time).

**TASK:** Conduct an Aerial Reconnaissance (5-OPFOR-0010)

**CONDITION:** The opposing forces (OPFOR) headquarters (HQ) element requires intelligence on the locations and identification of enemy elements. An aircraft is dispatched to take photographs and make a visual inspection of the enemy rear area.

**STANDARD:** The OPFOR element gathers photograph intelligence of the enemy. 1. Photographs the assigned sectors. 2. Makes quick visual checks where the ceiling is low. 3. Locates enemy positions in the area, particularly support and storage bases, and command and control (C2) facilities. 4. Sustains no loss of aircraft. 5. Reports priority intelligence requirements (PIR) and other information requirements to the OPFOR HQ.

**TASK:** Disrupt Defensive Preparations (5-OPFOR-0018)

**CONDITION:** The opposing forces (OPFOR) element has located the enemy. Priority intelligence requirements (PIR) and other intelligence requirements obtained by OPFOR patrols indicate that the enemy elements are establishing defensive positions. The OPFOR element has automatic and antiarmor weapons and light mortars.

**STANDARD:** The OPFOR element disrupts and delays the enemy's defensive preparations. 1. Locates and penetrates the enemy's security system. 2. Forces the enemy to delay defensive preparations. 3. Disrupts the enemy's obstacle preparations.

**TASK:** Disrupt Quartering Party Operations (5-OPFOR-0017)

**CONDITION:** The enemy is conducting quartering party operations. It has established an assembly area (AA) but has not moved in the main body.

**STANDARD:** The opposing forces (OPFOR) element attempts to disrupt quartering party operations and infiltrate the enemy's AA. 1. Locates the quartering party and the AA. 2. Surprises the main body. 3. Penetrates the AA with squad-size probes. 4. Inflicts personnel casualties and vehicle damage. 5. Disrupts the unit's preparations (prevents or delays beyond the unit's allotted time).

**TASK:** Disrupt Movement (5-OPFOR-0014)

**CONDITION:** The enemy is expected to move through the opposing forces (OPFOR) element's area of operations. The OPFOR element has received an operation order (OPORD) or fragmentary order (FRAGO) to disrupt enemy movement. The enemy has the capability to defend with direct fire and antiarmor weapons.

**STANDARD:** The OPFOR element delays enemy movement. 1. Delays the element. 2. Forces the element to deviate from its route. 3. Prevents the element from reaching its destination. 4. Surprises the element's main body.

**TASK:** Disrupt Enemy Movement and Operations Using Tactical Nuclear Weapons (5-OPFOR-0016)

**CONDITION:** The opposing forces (OPFOR) element has located the enemy. Priority intelligence requirements (PIR) and other intelligence requirements have been obtained by OPFOR patrols. Tactical nuclear weapons are employed against key locations in the rear area.

**STANDARD:** The OPFOR element disrupts enemy movement and operations. 1. Disrupts or delays the movement of the enemy's equipment and supplies to the forward areas. 2. Destroys enemy equipment and supplies. 3. Inflicts a high rate of nuclear casualties among the enemy forces. 4. Denies the enemy the use of specified areas. 5. Contaminates the enemy's equipment and supplies.

**TASK:** Disrupt Assembly Area (AA) Activities (5-OPFOR-0013)

**CONDITION:** Intelligence reports indicate that platoon- and company-size enemy units are operating in the opposing forces (OPFOR) area of operations. Enemy units can defend from AAs with direct fire, antiarmor weapons, and indirect fire. The enemy has close air support (CAS) and nuclear, biological, and chemical (NBC) capabilities.

**STANDARD:** The OPFOR element locates and disrupts the enemy's AA activities. 1. Locates the element's AA. 2. Probes the AA with squad- or team-size elements. 3. Inflicts more than 5 percent casualties on the element. 4. Disrupts the element's preparations (prevents or delays beyond the element's allotted time).

**TASK:** Disrupt Enemy Movement and Operations Using Persistent and Nonpersistent Chemical Weapons (5-OPFOR-0015)

**CONDITION:** The opposing forces (OPFOR) element has located the enemy. Priority intelligence requirements (PIR) and other intelligence requirements have been obtained by OPFOR patrols. The OPFOR units deliver chemical agents, by means of conventional artillery weapons or aircraft, along selected supply routes and key bases in the rear area.

**STANDARD:** The OPFOR element disrupts enemy movement and operations using persistent and nonpersistent chemical weapons. 1. Delivers chemical agents in low and densely wooded areas. 2. Delays the movement of enemy supplies and equipment to the forward areas. 3. Restricts the movement of the enemy units in the rear area. 4. Channels the movement of enemy units into predesignated ambush areas. 5. Contaminates enemy supplies and equipment. 6. Inflicts a high rate of casualties on enemy forces.

**TASK:** Counter Passage of Lines (5-OPFOR-0012)

**CONDITION:** Enemy forces are in defensive positions, but they are expected to attempt passage-of-lines operations. The opposing forces (OPFOR) received orders to disrupt enemy passage-of-lines operations.

**STANDARD:** The OPFOR element delays or prevents enemy passage of lines. 1. Delays the passage. 2. Prevents the company from moving all personnel through the stationary unit. 3. Engages the main body of either the moving or the stationary unit.

**TASK:** Conduct Sniper Operations (5-OPFOR-0006)

**CONDITION:** The opposing forces (OPFOR) element has assigned snipers (regular or irregular elements) in the enemy's rear area along the main supply route (MSR) and near support sites.

**STANDARD:** The OPFOR element kills or wounds targets. 1. Sets up a well-concealed location. 2. Engages vehicle drivers or personnel on foot with short bursts of semiautomatic fire. 3. Kills or wounds selected targets. 4. Prevents the position from being discovered by enemy forces. 5. Evacuates the area without being spotted. 6. Reports all specified priority intelligence requirements (PIR) and other intelligence requirements to the OPFOR headquarters (HQ).

**TASK:** Defend a Minefield (5-OPFOR-0023)

**CONDITION:** The enemy is conducting a minefield sweeping operation. The opposing forces (OPFOR) element has a minefield placed in the enemy's path. The minefield is under constant observation and fire.

**STANDARD:** The OPFOR element defends a minefield against an enemy element conducting a minefield sweeping operation. 1. Prevents the unit from detecting the obstacle. 2. Disrupts the minefield sweeping operation. 3. Prevents the unit from conducting the minefield sweeping operation, prevents the unit from moving all personnel through the breach, or delays the completion of the minefield sweeping operation for more than 45 minutes.

**TASK:** Conduct Air Attacks (5-OPFOR-0002)

**CONDITION:** The opposing forces (OPFOR) element in the rear area has forwarded the positions of the enemy support sites or the locations of moving elements. The OPFOR aircraft have been dispatched to attack enemy installations or convoys.

**STANDARD:** The OPFOR element attempts to delay, disrupt, or damage the enemy targets by air. 1. Locates the target (support sites or convoys). 2. Makes attack runs on the designated targets. 3. Inflicts heavy damage to the selected target. 4. Sustains no loss of aircraft. 5. Delays moving the force for more than one hour.

**TASK:** Attack (5-OPFOR-0001)

**CONDITION:** The opposing forces (OPFOR) element has located the enemy. The priority intelligence requirements (PIR) and other intelligence requirements have been obtained by OPFOR patrols. The OPFOR element has automatic and antiarmor weapons and light mortars.

**STANDARD:** The OPFOR element attempts to seize the terrain, vehicles, or equipment. 1. Develops an attack plan. 2. Surprises the enemy unit's main body. 3. Initiates the attack using a scheme of maneuver that exploits the enemy's flanks, gaps, and weaknesses. 4. Uses covered and concealed routes to approach the enemy forces' flanks, gaps, or weakly held areas. 5. Employs indirect fire to support the attack. 6. Penetrates enemy defenses. 7. Destroys equipment and supplies. 8. Inflicts heavy casualties. 9. Isolates the combat service support (CSS) base by blocking reinforcements. 10. Forces enemy units to displace. 11. Avoids being fixed in one position. 12. Withdraws before the CSS base is reinforced with tactical combat forces.

**TASK:** Conduct a Raid (5-OPFOR-0004)

**CONDITION:** The opposing forces (OPFOR) element has occupied an objective rally point and has orders to conduct a raid on a combat service support (CSS) base.

**STANDARD:** The OPFOR element infiltrates the enemy's base and destroys all of the targets. 1. Surprises the enemy forces. 2. Assaults the support base and accomplishes the assigned tasks. 3. Destroys the specified equipment and supplies. 4. Avoids being decisively engaged. 5. Withdraws all personnel from the objective areas within the time prescribed. 6. Obtains all priority intelligence requirements (PIR) from the raid site. 7. Sustains only light casualties from enemy fire.

**TASK:** Disrupt an Engineer Reconnaissance (5-OPFOR-0022)

**CONDITION:** The enemy is conducting an engineer reconnaissance. The opposing forces (OPFOR) element is positioned along the enemy's route.

**STANDARD:** The OPFOR element disrupts an engineer reconnaissance. 1. Prevents the unit from meeting its specified time schedule. 2. Forces the unit to deviate from its specified route. 3. Prevents the unit from accomplishing its assigned engineer reconnaissance. 4. Surprises the unit conducting the reconnaissance.

**TASK:** Maintain Contact (5-OPFOR-0003)



**CONDITION:** The opposing forces (OPFOR) element is engaged with enemy base defense forces. The enemy forces are withdrawing under pressure.

**STANDARD:** The OPFOR element maintains enemy contact while the enemy withdraws. 1. Engages the enemy forces decisively. 2. Advances the OPFOR as the enemy forces withdraw. 3. Inflicts heavy casualties. 4. Captures the members of the enemy force. 5. Captures documents and equipment. 6. Safeguards captured documents, equipment, and personnel.

**TASK:** Conduct an Ambush (5-OPFOR-0007)

**CONDITION:** The enemy is moving in a convoy. The opposing forces (OPFOR) element is positioned along the enemy's route.

**STANDARD:** The OPFOR element inflicts casualties on the enemy and causes vehicle and equipment damage. 1. Prepares an ambush site before the element arrives. 2. Surprises march element forces. 3. Inflicts heavy casualties within the designated kill zone. 4. Inflicts heavy damage to vehicles and equipment within the designated kill zone. 5. Delays the march element from reaching a specified destination for a specified period of time. 6. Withdraws on order. 7. Sustains no casualties. 8. Reports actions to superiors.

**ELEMENT:** Company Headquarters

**TASK:** Report Obstacle Information (Company) (05-2-0025)

(FM 3-34.2)  
(FM 5-100)

(FM 101-5)  
(FM 5-170)

(FM 20-32)  
(FM 5-34)

**ITERATION:** 1 2 3 4 5 M (Circle)

**COMMANDER/LEADER ASSESSMENT:** T P U (Circle)

**CONDITIONS:** The element receives obstacle and scatterable-mine (SCATMINE) information from subordinate elements and the battalion. Digital units have performed functionality checks, and systems are operational. Some iterations of this task should be performed in MOPP4.

**TASK STANDARDS:** Higher headquarters (HQ) and subordinate units have accurate and timely information on obstacles in the area of operations (AO). Digital units send reports, orders, and messages and gain intelligence information using frequency-modulated (FM) or digital means. The location of obstacles and other reports are submitted through the Army Battle Command System (ABCS) to update the common operational picture (COP), the situational awareness (SA), and the obstacle overlays. The time required to perform this task is increased when conducting it in mission-oriented protection posture (MOPP) 4.

TASK STEPS AND PERFORMANCE MEASURES	GO	NO-GO
<p>1. The element receives obstacle information required by the unit's standing operating procedure (SOP) that may include-- NOTE: Digital units can send reports and update the digital overlay to provide current situational awareness (SA).</p> <ul style="list-style-type: none"> <li>a. A status report, called an obstacle document (OBSDOC), that gives the serial number, type, location (eight-digit coordinate), progress, and completion date of obstacles, and the date and time the report was generated.</li> <li>b. A SCATMINE record or a SCATMINE warning report. See Field Manual (FM) 20-32.</li> <li>c. A map sheet(s).</li> <li>d. Information on the enemy's situation.</li> <li>e. Additional assets or equipment required.</li> </ul> <p>NOTE: Notify the supply section and the platoons of the type and quantity of assets or equipment required.</p> <ul style="list-style-type: none"> <li>f. Execution of the obstacle (time, unit, type, location, and serial number).</li> <li>g. Obstacle handoff (time, unit, type, location, and serial number).</li> </ul> <p>2. The element reports obstacle information to the supported unit and the higher engineer command.</p> <p>* 3. The officer in charge (OIC) or the noncommissioned officer in charge (NCOIC) reports to the commander on the type of obstacles; the unit responsible for emplacement, progress, completion date, handoff, and execution of the obstacles; the enemy situation; and the execution and plotting of the commander's guidance on scatterable mines. See FM 20-32.</p> <p>* 4. The OIC or the NCOIC briefs the team on the type, serial number, location, emplacement progress, and possible handoff of obstacles; the relocation of material; the emplacement and execution of SCATMINES; and the unit and/or location of tasked elements, if assistance is required.</p>		

TASK STEPS AND PERFORMANCE MEASURES	GO	NO-GO
<p>* 5. The OIC or the NCOIC reports to the supported or parent unit (based on the command or support relationship) on the requirements for material, equipment, recovery vehicles, maintenance support, obstacle material, communications equipment, the mission location, a map sheet(s), and platoons needing assistance.</p> <p>6. The operations noncommissioned officer (NCO) records the obstacle information from the platoons and the battalion Operations and Training Officer (US Army) (S3).</p> <ul style="list-style-type: none"> <li>a. Updated the SA and obstacle overlays with team locations; emplaced, executed, and handed-off obstacles; intended and executed SCATMINE targets; and encountered obstacle locations.</li> <li>b. Maintained an accurate status of emplaced, executed, handed-off, and encountered obstacles, and intended and executed SCATMINE targets, by maintaining an updated and current digital SA OBSDOC.</li> <li>c. Maintained files of sent reports.</li> <li>d. Coordinated with the battalion S3 to provide updates on the status of obstacles emplaced by the company, obstacle execution, SCATMINES, obstacle enhancement, and any required assistance.</li> </ul> <p>* 7. The element leader briefs the supported commander or higher engineer command on SCATMINES, reserve targets, and other obstacles, to include their status, location, self-destruct times, dimensions, delivery means, and handoff.</p>		

TASK PERFORMANCE / EVALUATION SUMMARY BLOCK							
ITERATION	1	2	3	4	5	M	TOTAL
TOTAL TASK STEPS EVALUATED							
TOTAL TASK STEPS "GO"							
TRAINING STATUS "GO"/"NO-GO"							

"\*" indicates a leader task step.

**SUPPORTING INDIVIDUAL TASKS: NONE**

**SUPPORTING COLLECTIVE TASKS**

Task Number	Task Title	References
05-1-0008	Prepare an Operation Order (OPORD)	ARTEP 5-025-66-MTP ARTEP 5-026-34-MTP ARTEP 5-155-66-MTP ARTEP 5-156-34-MTP ARTEP 5-215-66-MTP ARTEP 5-216-34-MTP ARTEP 5-332-68-MTP ARTEP 5-335-60-MTP ARTEP 5-335-66-MTP ARTEP 5-336-34-MTP ARTEP 5-402-33-MTP ARTEP 5-402-68-MTP ARTEP 5-412-68-MTP

**SUPPORTING COLLECTIVE TASKS**

Task Number	Task Title	References
05-2-1218	Conduct Report Procedures	ARTEP 5-412-69-MTP ARTEP 5-415-66-MTP ARTEP 5-417-35-MTP ARTEP 5-425-66-MTP ARTEP 5-426-34-MTP ARTEP 5-435-66-MTP ARTEP 5-435-67-MTP ARTEP 5-436-35-MTP ARTEP 5-436-37-MTP ARTEP 5-445-64-MTP ARTEP 5-445-66-MTP ARTEP 5-446-34-MTP ARTEP 5-446-36-MTP ARTEP 5-602-68-MTP ARTEP 5-605-66-MTP ARTEP 5-606-34-MTP ARTEP 5-615-66-MTP ARTEP 5-616-34-MTP ARTEP 5-026-34-MTP ARTEP 5-027-10-MTP ARTEP 5-053-11-MTP ARTEP 5-053-12-MTP ARTEP 5-053-35-MTP ARTEP 5-063-10-MTP ARTEP 5-063-11-MTP ARTEP 5-063-35-MTP ARTEP 5-113-11-MTP ARTEP 5-113-12-MTP ARTEP 5-113-35-MTP ARTEP 5-156-34-MTP ARTEP 5-157-10-MTP ARTEP 5-216-34-MTP ARTEP 5-217-10-MTP ARTEP 5-335-60-MTP ARTEP 5-335-65-MTP ARTEP 5-337-10-MTP ARTEP 5-337-35-MTP ARTEP 5-423-11-MTP ARTEP 5-424-35-MTP ARTEP 5-426-34-MTP ARTEP 5-427-10-MTP ARTEP 5-434-35-MTP ARTEP 5-435-67-MTP ARTEP 5-437-10-MTP ARTEP 5-437-11-MTP ARTEP 5-437-36-MTP ARTEP 5-437-38-MTP ARTEP 5-446-34-MTP ARTEP 5-446-36-MTP ARTEP 5-447-10-MTP ARTEP 5-447-11-MTP ARTEP 5-463-10-MTP ARTEP 5-463-12-MTP

**SUPPORTING COLLECTIVE TASKS**

<b>Task Number</b>	<b>Task Title</b>	<b>References</b>
05-3-0025	Report Obstacle Information (Platoon)	ARTEP 5-463-15-MTP ARTEP 5-463-17-MTP ARTEP 5-603-35-MTP ARTEP 5-053-11-MTP ARTEP 5-053-12-MTP ARTEP 5-335-70-MTP ARTEP 5-337-10-MTP

**OPFOR TASKS AND STANDARDS**

**TASK:** Defeat Obstacles (5-OPFOR-0009)

**CONDITION:** The opposing forces (OPFOR) element encounters an obstacle that blocks the avenue of approach as it advances upon the enemy forces.

**STANDARD:** The OPFOR element bypasses or breaches the enemy obstacle. 1. Detects the obstacle before halting its main body. 2. Defeats the obstacle. a. Bypasses the obstacle without entering the engagement areas. b. Breaches the obstacle within 45 minutes and passes its entire force through the obstacle. 3. Does not incur degradation to the point that the mission must be discontinued.

**TASK:** Conduct an Attack (5-OPFOR-0008)

**CONDITION:** The enemy is conducting tactical operations. The opposing forces (OPFOR) element receives orders to attack the enemy, the area of occupation, or the main supply route (MSR) with smoke.

**STANDARD:** The OPFOR element disrupts the enemy's movement and smoke operations. 1. Determines the delivery method of the smoke attack. 2. Locates the target. 3. Delivers the smoke attack downwind. 4. Attacks the enemy with smoke, and surge attacks when the enemy responds to the smoke.

**TASK:** Disrupt a Route Reconnaissance (5-OPFOR-0021)

**CONDITION:** The enemy is conducting a route reconnaissance. The opposing forces (OPFOR) element is positioned along the enemy's route.

**STANDARD:** The OPFOR element attempts to disrupt a squad/section conducting a route reconnaissance. 1. Prevents the unit from meeting its specified time schedule. 2. Forces the unit to deviate from its specified route. 3. Prevents the unit from reaching its assigned destination. 4. Surprises the squad/section. 5. Inflicts casualties on the unit.

**TASK:** Conduct Terrorist and Saboteur Attacks (5-OPFOR-0005)

**CONDITION:** The opposing forces (OPFOR) element dispatches small teams into the enemy's rear area to disrupt combat service support (CSS) operations.

**STANDARD:** The enemy sustains disrupted command and control (C2), destroyed equipment and supplies, and light casualties. 1. Locates rear support bases and C2 facilities. 2. Delays and disrupts CSS operations through probes. 3. Infiltrates CSS bases to conduct sabotage and terrorist activities. 4. Inflicts light casualties. 5. Destroys supplies and equipment.

**TASK:** Disrupt a Net Control Station (NCS) (5-OPFOR-0019)

**CONDITION:** The enemy has established a NCS. The opposing forces (OPFOR) element has radio and jamming equipment.

**STANDARD:** The OPFOR element attempts to disrupt an NCS. 1. Attempts to locate the radio frequency that the unit is operating on. 2. Attempts to enter the radio net. 3. Attempts to issue "bogus" orders to a unit on the net. 4. Jams the radio frequency and forces the unit to go to an alternate frequency.

**TASK:** Disrupt Construction of Vehicle Fighting Positions (5-OPFOR-0020)

**CONDITION:** The opposing forces (OPFOR) element has located the enemy. The priority intelligence requirements (PIR) and other intelligence obtained by OPFOR patrols indicate the enemy is constructing vehicle fighting positions within its defensive area. The OPFOR element has automatic and antiarmor weapons and light mortars.

**STANDARD:** The OPFOR element attempts to disrupt the enemy's efforts to establish vehicle fighting positions. 1. Locates the defensive area. 2. Surprises the main body. 3. Penetrates the defensive area with squad-size probes. 4. Inflicts casualties on the unit. 5. Destroys vehicles. 6. Disrupts the unit's preparations (prevents or delays beyond the unit's allotted time).

**TASK:** Conduct an Aerial Reconnaissance (5-OPFOR-0010)

**CONDITION:** The opposing forces (OPFOR) headquarters (HQ) element requires intelligence on the locations and identification of enemy elements. An aircraft is dispatched to take photographs and make a visual inspection of the enemy rear area.

**STANDARD:** The OPFOR element gathers photograph intelligence of the enemy. 1. Photographs the assigned sectors. 2. Makes quick visual checks where the ceiling is low. 3. Locates enemy positions in the area, particularly support and storage bases, and command and control (C2) facilities. 4. Sustains no loss of aircraft. 5. Reports priority intelligence requirements (PIR) and other information requirements to the OPFOR HQ.

**TASK:** Disrupt Defensive Preparations (5-OPFOR-0018)

**CONDITION:** The opposing forces (OPFOR) element has located the enemy. Priority intelligence requirements (PIR) and other intelligence requirements obtained by OPFOR patrols indicate that the enemy elements are establishing defensive positions. The OPFOR element has automatic and antiarmor weapons and light mortars.

**STANDARD:** The OPFOR element disrupts and delays the enemy's defensive preparations. 1. Locates and penetrates the enemy's security system. 2. Forces the enemy to delay defensive preparations. 3. Disrupts the enemy's obstacle preparations.

**TASK:** Disrupt Quartering Party Operations (5-OPFOR-0017)

**CONDITION:** The enemy is conducting quartering party operations. It has established an assembly area (AA) but has not moved in the main body.

**STANDARD:** The opposing forces (OPFOR) element attempts to disrupt quartering party operations and infiltrate the enemy's AA. 1. Locates the quartering party and the AA. 2. Surprises the main body. 3. Penetrates the AA with squad-size probes. 4. Inflicts personnel casualties and vehicle damage. 5. Disrupts the unit's preparations (prevents or delays beyond the unit's allotted time).

**TASK:** Disrupt Movement (5-OPFOR-0014)

**CONDITION:** The enemy is expected to move through the opposing forces (OPFOR) element's area of operations. The OPFOR element has received an operation order (OPORD) or fragmentary order (FRAGO) to disrupt enemy movement. The enemy has the capability to defend with direct fire and antiarmor weapons.

**STANDARD:** The OPFOR element delays enemy movement. 1. Delays the element. 2. Forces the element to deviate from its route. 3. Prevents the element from reaching its destination. 4. Surprises the element's main body.

**TASK:** Disrupt Enemy Movement and Operations Using Tactical Nuclear Weapons (5-OPFOR-0016)

**CONDITION:** The opposing forces (OPFOR) element has located the enemy. Priority intelligence requirements (PIR) and other intelligence requirements have been obtained by OPFOR patrols. Tactical nuclear weapons are employed against key locations in the rear area.

**STANDARD:** The OPFOR element disrupts enemy movement and operations. 1. Disrupts or delays the movement of the enemy's equipment and supplies to the forward areas. 2. Destroys enemy equipment and supplies. 3. Inflicts a high rate of nuclear casualties among the enemy forces. 4. Denies the enemy the use of specified areas. 5. Contaminates the enemy's equipment and supplies.

**TASK:** Disrupt Assembly Area (AA) Activities (5-OPFOR-0013)

**CONDITION:** Intelligence reports indicate that platoon- and company-size enemy units are operating in the opposing forces (OPFOR) area of operations. Enemy units can defend from AAs with direct fire, antiarmor weapons, and indirect fire. The enemy has close air support (CAS) and nuclear, biological, and chemical (NBC) capabilities.

**STANDARD:** The OPFOR element locates and disrupts the enemy's AA activities. 1. Locates the element's AA. 2. Probes the AA with squad- or team-size elements. 3. Inflicts more than 5 percent casualties on the element. 4. Disrupts the element's preparations (prevents or delays beyond the element's allotted time).

**TASK:** Disrupt Enemy Movement and Operations Using Persistent and Nonpersistent Chemical Weapons (5-OPFOR-0015)

**CONDITION:** The opposing forces (OPFOR) element has located the enemy. Priority intelligence requirements (PIR) and other intelligence requirements have been obtained by OPFOR patrols. The OPFOR units deliver chemical agents, by means of conventional artillery weapons or aircraft, along selected supply routes and key bases in the rear area.

**STANDARD:** The OPFOR element disrupts enemy movement and operations using persistent and nonpersistent chemical weapons. 1. Delivers chemical agents in low and densely wooded areas. 2. Delays the movement of enemy supplies and equipment to the forward areas. 3. Restricts the movement of the enemy units in the rear area. 4. Channels the movement of enemy units into predesignated ambush areas. 5. Contaminates enemy supplies and equipment. 6. Inflicts a high rate of casualties on enemy forces.

**TASK:** Counter Passage of Lines (5-OPFOR-0012)

**CONDITION:** Enemy forces are in defensive positions, but they are expected to attempt passage-of-lines operations. The opposing forces (OPFOR) received orders to disrupt enemy passage-of-lines operations.

**STANDARD:** The OPFOR element delays or prevents enemy passage of lines. 1. Delays the passage. 2. Prevents the company from moving all personnel through the stationary unit. 3. Engages the main body of either the moving or the stationary unit.

**TASK:** Conduct Sniper Operations (5-OPFOR-0006)

**CONDITION:** The opposing forces (OPFOR) element has assigned snipers (regular or irregular elements) in the enemy's rear area along the main supply route (MSR) and near support sites.

**STANDARD:** The OPFOR element kills or wounds targets. 1. Sets up a well-concealed location. 2. Engages vehicle drivers or personnel on foot with short bursts of semiautomatic fire. 3. Kills or wounds selected targets. 4. Prevents the position from being discovered by enemy forces. 5. Evacuates the area without being spotted. 6. Reports all specified priority intelligence requirements (PIR) and other intelligence requirements to the OPFOR headquarters (HQ).

**TASK:** Defend a Minefield (5-OPFOR-0023)

**CONDITION:** The enemy is conducting a minefield sweeping operation. The opposing forces (OPFOR) element has a minefield placed in the enemy's path. The minefield is under constant observation and fire.

**STANDARD:** The OPFOR element defends a minefield against an enemy element conducting a minefield sweeping operation. 1. Prevents the unit from detecting the obstacle. 2. Disrupts the minefield sweeping operation. 3. Prevents the unit from conducting the minefield sweeping operation, prevents the unit from moving all personnel through the breach, or delays the completion of the minefield sweeping operation for more than 45 minutes.

**TASK:** Conduct Air Attacks (5-OPFOR-0002)

**CONDITION:** The opposing forces (OPFOR) element in the rear area has forwarded the positions of the enemy support sites or the locations of moving elements. The OPFOR aircraft have been dispatched to attack enemy installations or convoys.

**STANDARD:** The OPFOR element attempts to delay, disrupt, or damage the enemy targets by air. 1. Locates the target (support sites or convoys). 2. Makes attack runs on the designated targets. 3. Inflicts heavy damage to the selected target. 4. Sustains no loss of aircraft. 5. Delays moving the force for more than one hour.

**TASK:** Surrender to the Capturing Unit on the Battlefield (5-OPFOR-0024)

**CONDITION:** The enemy has captured the opposing forces (OPFOR) element's soldiers, documents, and equipment sensitive to the OPFOR tactical operations.

**STANDARD:** The OPFOR soldiers retain or destroy documents and equipment. The OPFOR element surrenders documents and equipment of no tactical use to the enemy and attempts to conceal or destroy items of tactical value. The OPFOR element attempts escape and evasion. 1. Prevents the successful capture of documents and equipment. 2. Destroys documents and equipment. 3. Removes identifying markings from equipment. 4. Removes unit-identifying insignia. 5. Provides misleading information. 6. Plans an escape. 7. Delays movement to the nearest collection point. 8. Prevents safeguarding of enemy prisoners of war (EPWs) in order to cause embarrassment to the United States (US).

**TASK:** Attack (5-OPFOR-0001)

**CONDITION:** The opposing forces (OPFOR) element has located the enemy. The priority intelligence requirements (PIR) and other intelligence requirements have been obtained by OPFOR patrols. The OPFOR element has automatic and antiarmor weapons and light mortars.



**STANDARD:** The OPFOR element attempts to seize the terrain, vehicles, or equipment. 1. Develops an attack plan. 2. Surprises the enemy unit's main body. 3. Initiates the attack using a scheme of maneuver that exploits the enemy's flanks, gaps, and weaknesses. 4. Uses covered and concealed routes to approach the enemy forces' flanks, gaps, or weakly held areas. 5. Employs indirect fire to support the attack. 6. Penetrates enemy defenses. 7. Destroys equipment and supplies. 8. Inflicts heavy casualties. 9. Isolates the combat service support (CSS) base by blocking reinforcements. 10. Forces enemy units to displace. 11. Avoids being fixed in one position. 12. Withdraws before the CSS base is reinforced with tactical combat forces.

**TASK:** Conduct a Raid (5-OPFOR-0004)

**CONDITION:** The opposing forces (OPFOR) element has occupied an objective rally point and has orders to conduct a raid on a combat service support (CSS) base.

**STANDARD:** The OPFOR element infiltrates the enemy's base and destroys all of the targets. 1. Surprises the enemy forces. 2. Assaults the support base and accomplishes the assigned tasks. 3. Destroys the specified equipment and supplies. 4. Avoids being decisively engaged. 5. Withdraws all personnel from the objective areas within the time prescribed. 6. Obtains all priority intelligence requirements (PIR) from the raid site. 7. Sustains only light casualties from enemy fire.

**TASK:** Disrupt an Engineer Reconnaissance (5-OPFOR-0022)

**CONDITION:** The enemy is conducting an engineer reconnaissance. The opposing forces (OPFOR) element is positioned along the enemy's route.

**STANDARD:** The OPFOR element disrupts an engineer reconnaissance. 1. Prevents the unit from meeting its specified time schedule. 2. Forces the unit to deviate from its specified route. 3. Prevents the unit from accomplishing its assigned engineer reconnaissance. 4. Surprises the unit conducting the reconnaissance.

**TASK:** Maintain Contact (5-OPFOR-0003)

**CONDITION:** The opposing forces (OPFOR) element is engaged with enemy base defense forces. The enemy forces are withdrawing under pressure.

**STANDARD:** The OPFOR element maintains enemy contact while the enemy withdraws. 1. Engages the enemy forces decisively. 2. Advances the OPFOR as the enemy forces withdraw. 3. Inflicts heavy casualties. 4. Captures the members of the enemy force. 5. Captures documents and equipment. 6. Safeguards captured documents, equipment, and personnel.

**TASK:** Conduct an Ambush (5-OPFOR-0007)

**CONDITION:** The enemy is moving in a convoy. The opposing forces (OPFOR) element is positioned along the enemy's route.

**STANDARD:** The OPFOR element inflicts casualties on the enemy and causes vehicle and equipment damage. 1. Prepares an ambush site before the element arrives. 2. Surprises march element forces. 3. Inflicts heavy casualties within the designated kill zone. 4. Inflicts heavy damage to vehicles and equipment within the designated kill zone. 5. Delays the march element from reaching a specified destination for a specified period of time. 6. Withdraws on order. 7. Sustains no casualties. 8. Reports actions to superiors.

**ELEMENTS:** Company  
 Three Engineer Platoon Headquarters  
 Nine Engineer Squads  
 Assault and Obstacle Platoon Headquarters  
 Obstacle Section  
 Three Assault Sections

**TASK:** Conduct Quartering Party Operations (05-2-0908)  
 (FM 71-1) (FM 101-5) (FM 20-32)  
 (FM 5-10) (FM 5-170) (FM 5-34)

**ITERATION:** 1M 2M 3M 4M 5M (Circle)

**COMMANDER/LEADER ASSESSMENT:** T P U (Circle)

**CONDITIONS:** A unit is directed to move to a new location and establish an assembly area (AA). Digital units have performed functionality checks, and systems are operational. This task is always performed in MOPP4.

**TASK STANDARDS:** The quartering party departs ahead of the unit's main body and completes all tasks in the new AA before the main body arrives. The unit moves all personnel and equipment to the assigned position within the time specified in the operation order (OPORD). Digital units send and receive reports using frequency-modulated (FM) or digital means. The time required to perform this task is increased when conducting it in mission-oriented protection posture (MOPP) 4.

TASK STEPS AND PERFORMANCE MEASURES	GO	NO-GO
<p>* 1. The element leader organizes the quartering party.</p> <ul style="list-style-type: none"> <li>a. Selected a noncommissioned officer in charge (NCOIC).</li> <li>b. Selected a security element or coordinated for security to be provided by the supported maneuver unit.</li> <li>c. Selected subordinate-element representatives according to the unit's standing operating procedure (SOP).</li> <li>d. Organized a nuclear, biological, and chemical (NBC) reconnaissance party from the NCOIC, the security element, and the subordinate-element representatives to satisfy the threat conditions.</li> <li>e. Conducted troop-leading procedures.</li> <li>f. Conducted precombat checks (PCCs) and precombat inspections (PCIs).</li> <li>g. Reviewed the unit's SOP and tactical standing operating procedure (TACSOP).</li> <li>h. Conducted risk management and safety briefings according to the unit's SOP or TACSOP.</li> </ul> <p>2. The quartering party conducts rehearsals on minesweeping operations, actions on contact for the security teams, and movement guide procedures.</p> <p>NOTE: Conduct a rehearsal using one of the following rehearsal types: the confirmation brief, the back brief, the combined-arms rehearsal, the battle drill, or the SOP rehearsal (for additional information, see Field Manual [FM] 101-5).</p> <p>* 3. The quartering party leader conducts a map reconnaissance, identifying the start point (SP), potential ambush sites, checkpoints (CPs), rest stops, and the AA.</p> <p>NOTE: The route used by the quartering party can be the same as the route used by the unit's main body, as long as security is maintained along the route. If security is not maintained, the main body should conduct a route clearance to the new AA.</p> <p>4. The quartering party prepares the vehicles for the convoy.</p>		

TASK STEPS AND PERFORMANCE MEASURES	GO	NO-GO
<p>a. Performed preventive-maintenance checks and services (PMCS) on vehicles and equipment.</p> <p>b. Loaded vehicles according to the load plan.</p> <p>c. Prepared the troop-carrying vehicles for combat survivability by covering the floors with a double layer of sandbags.</p> <p>d. Maintained a guard force to prevent theft and sabotage.</p> <p>* 5. The quartering party leader briefs the convoy personnel.</p> <p>a. Briefed the convoy route, to include the medical- and maintenance-support locations and the destination.</p> <p>b. Provided a strip map to each vehicle commander (or driver).</p> <p>NOTE: Digital units input routes and checkpoints into the Force XXI Battle Command Brigade and Below (FBCB2) System by using the overlay message and/or the long format message according to the unit's TACSOP.</p> <p>c. Briefed the prescribed march rate, the catch-up speed, and the distance between the vehicles.</p> <p>d. Briefed accident and breakdown procedures.</p> <p>e. Briefed limited-visibility movement procedures.</p> <p>f. Briefed the chain of command and the radio frequency.</p> <p>6. The quartering party relocates to the new AA.</p> <p>a. Traveled separately from, and ahead of, the main body.</p> <p>b. Reported the route limitations and other specified command interest items to the next higher element.</p> <p>7. The quartering party reconnoiters the area and notifies the commander of the conditions.</p> <p>NOTE: Digital units update the enemy locations, mined areas, and NBC contaminated areas on the FBCB2 System to update the situational awareness (SA) and common operational picture (COP).</p> <p>a. Reported the position of enemy forces.</p> <p>b. Located the areas containing mines, booby traps, and NBC contamination.</p> <p>c. Evaluated terrain conditions, to include trafficability, cover and concealment, and the availability of adequate routes into and out of the AA.</p> <p>d. Evaluated the communication system required for the AA.</p> <p>* 8. The quartering party leader notifies the commander of the condition of the area.</p> <p>a. Received orders and prepared the area for the main body (satisfactory conditions).</p> <p>b. Requested additional instructions from the next higher commander and moved to the alternate AA or found another location and repeated Subtask 7 (unsatisfactory conditions).</p> <p>9. The quartering party prepares the area to receive the main body.</p> <p>a. Secured the area.</p> <p>b. Marked or removed any obstacles and mines.</p> <p>c. Organized the area, divided it into sectors for each unit, and selected locations for the command post.</p> <p>d. Improved and marked the entrances, exits, and internal routes.</p> <p>e. Marked vehicle positions.</p> <p>10. Each element representative from the quartering party guides his element, without delay, from the release point (RP) to that element's sector of the AA (mounted, if possible).</p>		

TASK PERFORMANCE / EVALUATION SUMMARY BLOCK							
ITERATION	1M	2M	3M	4M	5M		TOTAL
TOTAL TASK STEPS EVALUATED							
TOTAL TASK STEPS "GO"							
TRAINING STATUS "GO"/"NO-GO"							

"\*" indicates a leader task step.

**SUPPORTING INDIVIDUAL TASKS: NONE**

**SUPPORTING COLLECTIVE TASKS**

<b>Task Number</b>	<b>Task Title</b>	<b>References</b>
03-2-3008.05-T01A	Conduct a Radiological, Chemical, or Biological Reconnaissance or Survey	ARTEP 5-025-66-MTP ARTEP 5-026-34-MTP ARTEP 5-027-10-MTP ARTEP 5-027-35-MTP ARTEP 5-053-11-MTP ARTEP 5-053-12-MTP ARTEP 5-053-35-MTP ARTEP 5-063-10-MTP ARTEP 5-063-11-MTP ARTEP 5-063-35-MTP ARTEP 5-113-11-MTP ARTEP 5-113-12-MTP ARTEP 5-113-35-MTP ARTEP 5-145-32-MTP ARTEP 5-155-66-MTP ARTEP 5-156-34-MTP ARTEP 5-157-10-MTP ARTEP 5-157-35-MTP ARTEP 5-215-66-MTP ARTEP 5-216-34-MTP ARTEP 5-217-10-MTP ARTEP 5-217-35-MTP ARTEP 5-335-60-MTP ARTEP 5-335-65-MTP ARTEP 5-335-70-MTP ARTEP 5-336-34-MTP ARTEP 5-337-10-MTP ARTEP 5-337-35-MTP ARTEP 5-402-68-MTP ARTEP 5-412-68-MTP ARTEP 5-412-69-MTP ARTEP 5-413-35-MTP ARTEP 5-416-14-MTP ARTEP 5-416-34-MTP ARTEP 5-417-13-MTP ARTEP 5-417-17-MTP ARTEP 5-417-35-MTP ARTEP 5-423-11-MTP

**SUPPORTING COLLECTIVE TASKS**

<b>Task Number</b>	<b>Task Title</b>	<b>References</b>
		ARTEP 5-423-35-MTP
		ARTEP 5-424-35-MTP
		ARTEP 5-425-66-MTP
		ARTEP 5-426-34-MTP
		ARTEP 5-427-10-MTP
		ARTEP 5-427-35-MTP
		ARTEP 5-434-35-MTP
		ARTEP 5-435-66-MTP
		ARTEP 5-435-67-MTP
		ARTEP 5-436-35-MTP
		ARTEP 5-436-37-MTP
		ARTEP 5-437-10-MTP
		ARTEP 5-437-11-MTP
		ARTEP 5-437-36-MTP
		ARTEP 5-437-38-MTP
		ARTEP 5-443-35-MTP
		ARTEP 5-445-64-MTP
		ARTEP 5-445-66-MTP
		ARTEP 5-446-34-MTP
		ARTEP 5-446-36-MTP
		ARTEP 5-447-10-MTP
		ARTEP 5-447-11-MTP
		ARTEP 5-447-35-MTP
		ARTEP 5-447-37-MTP
		ARTEP 5-463-10-MTP
		ARTEP 5-463-12-MTP
		ARTEP 5-463-15-MTP
		ARTEP 5-463-17-MTP
		ARTEP 5-463-35-MTP
		ARTEP 5-463-36-MTP
		ARTEP 5-473-35-MTP
		ARTEP 5-500-21-MTP
		ARTEP 5-500-22-MTP
		ARTEP 5-500-24-MTP
		ARTEP 5-500-66-MTP
		ARTEP 5-510-10-MTP
		ARTEP 5-510-12-MTP
		ARTEP 5-510-14-MTP
		ARTEP 5-510-16-MTP
		ARTEP 5-510-18-MTP
		ARTEP 5-520-10-MTP
		ARTEP 5-520-12-MTP
		ARTEP 5-520-14-MTP
		ARTEP 5-530-10-MTP
		ARTEP 5-530-12-MTP
		ARTEP 5-530-16-MTP
		ARTEP 5-540-10-MTP
		ARTEP 5-540-11-MTP
		ARTEP 5-540-12-MTP
		ARTEP 5-540-13-MTP
		ARTEP 5-602-68-MTP
		ARTEP 5-603-35-MTP
		ARTEP 5-606-34-MTP

**SUPPORTING COLLECTIVE TASKS**

Task Number	Task Title	References
03-2-C312.05-T01A	Conduct Thorough Decontamination Operations	ARTEP 5-607-35-MTP ARTEP 5-608-35-MTP ARTEP 5-616-34-MTP ARTEP 5-617-10-MTP ARTEP 5-617-11-MTP ARTEP 5-617-35-MTP ARTEP 5-025-66-MTP  ARTEP 5-026-34-MTP ARTEP 5-027-10-MTP ARTEP 5-027-35-MTP ARTEP 5-053-11-MTP ARTEP 5-053-12-MTP ARTEP 5-053-35-MTP ARTEP 5-063-10-MTP ARTEP 5-063-11-MTP ARTEP 5-113-11-MTP ARTEP 5-113-12-MTP ARTEP 5-113-35-MTP ARTEP 5-155-66-MTP ARTEP 5-156-34-MTP ARTEP 5-157-10-MTP ARTEP 5-157-35-MTP ARTEP 5-215-66-MTP ARTEP 5-216-34-MTP ARTEP 5-217-10-MTP ARTEP 5-217-35-MTP ARTEP 5-332-68-MTP ARTEP 5-335-60-MTP ARTEP 5-335-65-MTP ARTEP 5-335-70-MTP ARTEP 5-336-34-MTP ARTEP 5-337-10-MTP ARTEP 5-337-35-MTP ARTEP 5-402-68-MTP ARTEP 5-412-68-MTP ARTEP 5-412-69-MTP ARTEP 5-413-35-MTP ARTEP 5-416-14-MTP ARTEP 5-416-34-MTP ARTEP 5-417-13-MTP ARTEP 5-417-17-MTP ARTEP 5-417-35-MTP ARTEP 5-423-11-MTP ARTEP 5-423-35-MTP ARTEP 5-424-35-MTP ARTEP 5-425-66-MTP ARTEP 5-426-34-MTP ARTEP 5-427-10-MTP ARTEP 5-427-35-MTP ARTEP 5-434-35-MTP ARTEP 5-435-66-MTP ARTEP 5-435-67-MTP

**SUPPORTING COLLECTIVE TASKS**

Task Number	Task Title	References
		ARTEP 5-436-35-MTP
		ARTEP 5-436-37-MTP
		ARTEP 5-437-10-MTP
		ARTEP 5-437-11-MTP
		ARTEP 5-437-36-MTP
		ARTEP 5-437-38-MTP
		ARTEP 5-443-35-MTP
		ARTEP 5-445-64-MTP
		ARTEP 5-445-66-MTP
		ARTEP 5-446-34-MTP
		ARTEP 5-446-36-MTP
		ARTEP 5-447-10-MTP
		ARTEP 5-447-11-MTP
		ARTEP 5-447-35-MTP
		ARTEP 5-447-37-MTP
		ARTEP 5-463-10-MTP
		ARTEP 5-463-12-MTP
		ARTEP 5-463-15-MTP
		ARTEP 5-463-17-MTP
		ARTEP 5-463-35-MTP
		ARTEP 5-463-36-MTP
		ARTEP 5-473-35-MTP
		ARTEP 5-500-21-MTP
		ARTEP 5-500-22-MTP
		ARTEP 5-500-24-MTP
		ARTEP 5-500-66-MTP
		ARTEP 5-510-10-MTP
		ARTEP 5-510-12-MTP
		ARTEP 5-510-14-MTP
		ARTEP 5-510-16-MTP
		ARTEP 5-510-18-MTP
		ARTEP 5-520-10-MTP
		ARTEP 5-520-14-MTP
		ARTEP 5-530-10-MTP
		ARTEP 5-530-12-MTP
		ARTEP 5-530-16-MTP
		ARTEP 5-540-10-MTP
		ARTEP 5-540-11-MTP
		ARTEP 5-540-12-MTP
		ARTEP 5-540-13-MTP
		ARTEP 5-602-68-MTP
		ARTEP 5-603-35-MTP
		ARTEP 5-606-34-MTP
		ARTEP 5-607-35-MTP
		ARTEP 5-608-35-MTP
		ARTEP 5-616-34-MTP
		ARTEP 5-617-11-MTP
		ARTEP 5-025-66-MTP
03-3-C201.05-T01A	Prepare for Operations under Nuclear, Biological, and Chemical (NBC) Conditions	ARTEP 5-026-34-MTP
		ARTEP 5-027-10-MTP
		ARTEP 5-027-35-MTP
		ARTEP 5-053-11-MTP

**SUPPORTING COLLECTIVE TASKS**

Task Number	Task Title	References
		ARTEP 5-053-12-MTP
		ARTEP 5-053-35-MTP
		ARTEP 5-063-10-MTP
		ARTEP 5-063-11-MTP
		ARTEP 5-063-35-MTP
		ARTEP 5-113-11-MTP
		ARTEP 5-113-12-MTP
		ARTEP 5-113-35-MTP
		ARTEP 5-155-66-MTP
		ARTEP 5-156-34-MTP
		ARTEP 5-157-10-MTP
		ARTEP 5-157-35-MTP
		ARTEP 5-215-66-MTP
		ARTEP 5-216-34-MTP
		ARTEP 5-217-10-MTP
		ARTEP 5-217-35-MTP
		ARTEP 5-335-60-MTP
		ARTEP 5-335-65-MTP
		ARTEP 5-335-70-MTP
		ARTEP 5-336-34-MTP
		ARTEP 5-337-10-MTP
		ARTEP 5-337-35-MTP
		ARTEP 5-402-68-MTP
		ARTEP 5-412-68-MTP
		ARTEP 5-412-69-MTP
		ARTEP 5-413-35-MTP
		ARTEP 5-416-14-MTP
		ARTEP 5-416-34-MTP
		ARTEP 5-417-13-MTP
		ARTEP 5-417-17-MTP
		ARTEP 5-417-35-MTP
		ARTEP 5-423-11-MTP
		ARTEP 5-423-35-MTP
		ARTEP 5-424-35-MTP
		ARTEP 5-425-66-MTP
		ARTEP 5-426-34-MTP
		ARTEP 5-427-10-MTP
		ARTEP 5-427-35-MTP
		ARTEP 5-434-35-MTP
		ARTEP 5-435-66-MTP
		ARTEP 5-435-67-MTP
		ARTEP 5-436-35-MTP
		ARTEP 5-436-37-MTP
		ARTEP 5-437-10-MTP
		ARTEP 5-437-11-MTP
		ARTEP 5-437-36-MTP
		ARTEP 5-437-38-MTP
		ARTEP 5-443-35-MTP
		ARTEP 5-445-64-MTP
		ARTEP 5-445-66-MTP
		ARTEP 5-446-34-MTP
		ARTEP 5-446-36-MTP
		ARTEP 5-447-10-MTP



**SUPPORTING COLLECTIVE TASKS**

Task Number	Task Title	References
		ARTEP 5-447-11-MTP
		ARTEP 5-447-35-MTP
		ARTEP 5-447-37-MTP
		ARTEP 5-463-10-MTP
		ARTEP 5-463-12-MTP
		ARTEP 5-463-15-MTP
		ARTEP 5-463-17-MTP
		ARTEP 5-463-35-MTP
		ARTEP 5-463-36-MTP
		ARTEP 5-473-35-MTP
		ARTEP 5-500-22-MTP
		ARTEP 5-500-24-MTP
		ARTEP 5-500-66-MTP
		ARTEP 5-510-10-MTP
		ARTEP 5-510-12-MTP
		ARTEP 5-510-14-MTP
		ARTEP 5-510-16-MTP
		ARTEP 5-510-18-MTP
		ARTEP 5-520-10-MTP
		ARTEP 5-530-10-MTP
		ARTEP 5-530-12-MTP
		ARTEP 5-530-14-MTP
		ARTEP 5-530-16-MTP
		ARTEP 5-540-10-MTP
		ARTEP 5-540-11-MTP
		ARTEP 5-540-12-MTP
		ARTEP 5-540-13-MTP
		ARTEP 5-602-68-MTP
		ARTEP 5-603-35-MTP
		ARTEP 5-606-34-MTP
		ARTEP 5-607-35-MTP
		ARTEP 5-608-35-MTP
		ARTEP 5-616-34-MTP
		ARTEP 5-617-10-MTP
		ARTEP 5-617-11-MTP
		ARTEP 5-617-35-MTP
05-2-0911	Defend a Convoy Against a Ground Attack	ARTEP 5-025-66-MTP
		ARTEP 5-026-34-MTP
		ARTEP 5-027-10-MTP
		ARTEP 5-027-35-MTP
		ARTEP 5-053-11-MTP
		ARTEP 5-053-12-MTP
		ARTEP 5-053-35-MTP
		ARTEP 5-063-10-MTP
		ARTEP 5-063-11-MTP
		ARTEP 5-063-35-MTP
		ARTEP 5-113-11-MTP
		ARTEP 5-113-12-MTP
		ARTEP 5-113-35-MTP
		ARTEP 5-145-12-MTP
		ARTEP 5-145-32-MTP
		ARTEP 5-155-66-MTP
		ARTEP 5-156-34-MTP

**SUPPORTING COLLECTIVE TASKS**

<b>Task Number</b>	<b>Task Title</b>	<b>References</b>
		ARTEP 5-157-10-MTP
		ARTEP 5-157-35-MTP
		ARTEP 5-215-66-MTP
		ARTEP 5-216-34-MTP
		ARTEP 5-217-10-MTP
		ARTEP 5-217-35-MTP
		ARTEP 5-332-68-MTP
		ARTEP 5-335-60-MTP
		ARTEP 5-335-65-MTP
		ARTEP 5-335-66-MTP
		ARTEP 5-335-70-MTP
		ARTEP 5-335-DRILL
		ARTEP 5-336-34-MTP
		ARTEP 5-337-10-MTP
		ARTEP 5-337-35-MTP
		ARTEP 5-412-68-MTP
		ARTEP 5-412-69-MTP
		ARTEP 5-413-35-MTP
		ARTEP 5-415-66-MTP
		ARTEP 5-416-14-MTP
		ARTEP 5-416-34-MTP
		ARTEP 5-417-13-MTP
		ARTEP 5-417-17-MTP
		ARTEP 5-417-35-MTP
		ARTEP 5-423-11-MTP
		ARTEP 5-423-35-MTP
		ARTEP 5-424-35-MTP
		ARTEP 5-425-66-MTP
		ARTEP 5-426-34-MTP
		ARTEP 5-427-10-MTP
		ARTEP 5-427-35-MTP
		ARTEP 5-434-35-MTP
		ARTEP 5-435-66-MTP
		ARTEP 5-435-67-MTP
		ARTEP 5-436-35-MTP
		ARTEP 5-436-37-MTP
		ARTEP 5-437-10-MTP
		ARTEP 5-437-11-MTP
		ARTEP 5-437-36-MTP
		ARTEP 5-437-38-MTP
		ARTEP 5-445-64-MTP
		ARTEP 5-445-66-MTP
		ARTEP 5-446-34-MTP
		ARTEP 5-446-36-MTP
		ARTEP 5-447-10-MTP
		ARTEP 5-447-11-MTP
		ARTEP 5-447-35-MTP
		ARTEP 5-447-37-MTP
		ARTEP 5-463-10-MTP
		ARTEP 5-463-12-MTP
		ARTEP 5-463-15-MTP
		ARTEP 5-463-17-MTP
		ARTEP 5-463-35-MTP

**SUPPORTING COLLECTIVE TASKS**

<b>Task Number</b>	<b>Task Title</b>	<b>References</b>
		ARTEP 5-463-36-MTP
		ARTEP 5-473-35-MTP
		ARTEP 5-500-21-MTP
		ARTEP 5-500-22-MTP
		ARTEP 5-500-24-MTP
		ARTEP 5-500-66-MTP
		ARTEP 5-510-10-MTP
		ARTEP 5-510-12-MTP
		ARTEP 5-510-14-MTP
		ARTEP 5-510-16-MTP
		ARTEP 5-510-18-MTP
		ARTEP 5-520-10-MTP
		ARTEP 5-520-12-MTP
		ARTEP 5-520-14-MTP
		ARTEP 5-530-10-MTP
		ARTEP 5-530-12-MTP
		ARTEP 5-530-14-MTP
		ARTEP 5-530-16-MTP
		ARTEP 5-540-10-MTP
		ARTEP 5-540-11-MTP
		ARTEP 5-540-12-MTP
		ARTEP 5-540-13-MTP
		ARTEP 5-602-68-MTP
		ARTEP 5-603-35-MTP
		ARTEP 5-605-66-MTP
		ARTEP 5-606-34-MTP
		ARTEP 5-607-35-MTP
		ARTEP 5-608-35-MTP
		ARTEP 5-615-66-MTP
		ARTEP 5-616-34-MTP
		ARTEP 5-617-10-MTP
		ARTEP 5-617-11-MTP
		ARTEP 5-617-35-MTP
05-3-0118	Conduct Minesweeping Operations	ARTEP 5-027-10-MTP
		ARTEP 5-063-10-MTP
		ARTEP 5-157-10-MTP
		ARTEP 5-217-10-MTP
		ARTEP 5-335-70-MTP
		ARTEP 5-337-10-MTP
		ARTEP 5-417-13-MTP
		ARTEP 5-417-17-MTP
		ARTEP 5-427-10-MTP
		ARTEP 5-447-10-MTP
		ARTEP 5-447-11-MTP
		ARTEP 5-463-10-MTP
		ARTEP 5-463-12-MTP
07-2-1301.05-T01A	Conduct a Convoy	ARTEP 5-025-66-MTP
		ARTEP 5-026-34-MTP
		ARTEP 5-027-10-MTP
		ARTEP 5-027-35-MTP
		ARTEP 5-053-11-MTP
		ARTEP 5-053-12-MTP
		ARTEP 5-053-35-MTP

**SUPPORTING COLLECTIVE TASKS**

<b>Task Number</b>	<b>Task Title</b>	<b>References</b>
		ARTEP 5-063-10-MTP
		ARTEP 5-063-11-MTP
		ARTEP 5-063-35-MTP
		ARTEP 5-113-11-MTP
		ARTEP 5-113-12-MTP
		ARTEP 5-113-35-MTP
		ARTEP 5-145-12-MTP
		ARTEP 5-145-32-MTP
		ARTEP 5-155-66-MTP
		ARTEP 5-156-34-MTP
		ARTEP 5-157-10-MTP
		ARTEP 5-157-35-MTP
		ARTEP 5-215-66-MTP
		ARTEP 5-216-34-MTP
		ARTEP 5-217-10-MTP
		ARTEP 5-217-35-MTP
		ARTEP 5-332-68-MTP
		ARTEP 5-335-60-MTP
		ARTEP 5-335-65-MTP
		ARTEP 5-335-70-MTP
		ARTEP 5-336-34-MTP
		ARTEP 5-337-10-MTP
		ARTEP 5-337-35-MTP
		ARTEP 5-413-35-MTP
		ARTEP 5-416-14-MTP
		ARTEP 5-416-34-MTP
		ARTEP 5-417-13-MTP
		ARTEP 5-417-17-MTP
		ARTEP 5-417-35-MTP
		ARTEP 5-423-11-MTP
		ARTEP 5-423-35-MTP
		ARTEP 5-424-35-MTP
		ARTEP 5-425-66-MTP
		ARTEP 5-426-34-MTP
		ARTEP 5-427-10-MTP
		ARTEP 5-427-35-MTP
		ARTEP 5-434-35-MTP
		ARTEP 5-435-67-MTP
		ARTEP 5-436-35-MTP
		ARTEP 5-436-37-MTP
		ARTEP 5-437-10-MTP
		ARTEP 5-437-11-MTP
		ARTEP 5-437-36-MTP
		ARTEP 5-437-38-MTP
		ARTEP 5-443-35-MTP
		ARTEP 5-445-64-MTP
		ARTEP 5-445-66-MTP
		ARTEP 5-446-34-MTP
		ARTEP 5-446-36-MTP
		ARTEP 5-447-10-MTP
		ARTEP 5-447-11-MTP
		ARTEP 5-447-35-MTP
		ARTEP 5-447-37-MTP

**SUPPORTING COLLECTIVE TASKS**

<b>Task Number</b>	<b>Task Title</b>	<b>References</b>
		ARTEP 5-463-10-MTP
		ARTEP 5-463-12-MTP
		ARTEP 5-463-15-MTP
		ARTEP 5-463-17-MTP
		ARTEP 5-463-35-MTP
		ARTEP 5-463-36-MTP
		ARTEP 5-473-35-MTP
		ARTEP 5-500-22-MTP
		ARTEP 5-500-24-MTP
		ARTEP 5-500-66-MTP
		ARTEP 5-510-10-MTP
		ARTEP 5-510-12-MTP
		ARTEP 5-510-14-MTP
		ARTEP 5-510-16-MTP
		ARTEP 5-510-18-MTP
		ARTEP 5-520-10-MTP
		ARTEP 5-520-12-MTP
		ARTEP 5-520-14-MTP
		ARTEP 5-530-10-MTP
		ARTEP 5-530-12-MTP
		ARTEP 5-530-14-MTP
		ARTEP 5-530-16-MTP
		ARTEP 5-540-10-MTP
		ARTEP 5-540-11-MTP
		ARTEP 5-540-12-MTP
		ARTEP 5-540-13-MTP
		ARTEP 5-603-35-MTP
		ARTEP 5-606-34-MTP
		ARTEP 5-607-35-MTP
		ARTEP 5-608-35-MTP
		ARTEP 5-616-34-MTP
		ARTEP 5-617-10-MTP
		ARTEP 5-617-11-MTP
		ARTEP 5-617-35-MTP

**OPFOR TASKS AND STANDARDS**

**TASK:** Disrupt a Route Reconnaissance (5-OPFOR-0021)

**CONDITION:** The enemy is conducting a route reconnaissance. The opposing forces (OPFOR) element is positioned along the enemy's route.

**STANDARD:** The OPFOR element attempts to disrupt a squad/section conducting a route reconnaissance. 1. Prevents the unit from meeting its specified time schedule. 2. Forces the unit to deviate from its specified route. 3. Prevents the unit from reaching its assigned destination. 4. Surprises the squad/section. 5. Inflicts casualties on the unit.

**TASK:** Disrupt a Net Control Station (NCS) (5-OPFOR-0019)

**CONDITION:** The enemy has established a NCS. The opposing forces (OPFOR) element has radio and jamming equipment.

**STANDARD:** The OPFOR element attempts to disrupt an NCS. 1. Attempts to locate the radio frequency that the unit is operating on. 2. Attempts to enter the radio net. 3. Attempts to issue "bogus" orders to a unit on the net. 4. Jams the radio frequency and forces the unit to go to an alternate frequency.

**TASK:** Conduct an Ambush (5-OPFOR-0007)

**CONDITION:** The enemy is moving in a convoy. The opposing forces (OPFOR) element is positioned along the enemy's route.

**STANDARD:** The OPFOR element inflicts casualties on the enemy and causes vehicle and equipment damage. 1. Prepares an ambush site before the element arrives. 2. Surprises march element forces. 3. Inflicts heavy casualties within the designated kill zone. 4. Inflicts heavy damage to vehicles and equipment within the designated kill zone. 5. Delays the march element from reaching a specified destination for a specified period of time. 6. Withdraws on order. 7. Sustains no casualties. 8. Reports actions to superiors.

**TASK:** Disrupt Assembly Area (AA) Activities (5-OPFOR-0013)

**CONDITION:** Intelligence reports indicate that platoon- and company-size enemy units are operating in the opposing forces (OPFOR) area of operations. Enemy units can defend from AAs with direct fire, antiarmor weapons, and indirect fire. The enemy has close air support (CAS) and nuclear, biological, and chemical (NBC) capabilities.

**STANDARD:** The OPFOR element locates and disrupts the enemy's AA activities. 1. Locates the element's AA. 2. Probes the AA with squad- or team-size elements. 3. Inflicts more than 5 percent casualties on the element. 4. Disrupts the element's preparations (prevents or delays beyond the element's allotted time).

**TASK:** Disrupt Quartering Party Operations (5-OPFOR-0017)

**CONDITION:** The enemy is conducting quartering party operations. It has established an assembly area (AA) but has not moved in the main body.

**STANDARD:** The opposing forces (OPFOR) element attempts to disrupt quartering party operations and infiltrate the enemy's AA. 1. Locates the quartering party and the AA. 2. Surprises the main body. 3. Penetrates the AA with squad-size probes. 4. Inflicts personnel casualties and vehicle damage. 5. Disrupts the unit's preparations (prevents or delays beyond the unit's allotted time).

**TASK:** Disrupt Construction of Vehicle Fighting Positions (5-OPFOR-0020)

**CONDITION:** The opposing forces (OPFOR) element has located the enemy. The priority intelligence requirements (PIR) and other intelligence obtained by OPFOR patrols indicate the enemy is constructing vehicle fighting positions within its defensive area. The OPFOR element has automatic and antiarmor weapons and light mortars.

**STANDARD:** The OPFOR element attempts to disrupt the enemy's efforts to establish vehicle fighting positions. 1. Locates the defensive area. 2. Surprises the main body. 3. Penetrates the defensive area with squad-size probes. 4. Inflicts casualties on the unit. 5. Destroys vehicles. 6. Disrupts the unit's preparations (prevents or delays beyond the unit's allotted time).

**TASK:** Defeat Obstacles (5-OPFOR-0009)

**CONDITION:** The opposing forces (OPFOR) element encounters an obstacle that blocks the avenue of approach as it advances upon the enemy forces.

**STANDARD:** The OPFOR element bypasses or breaches the enemy obstacle. 1. Detects the obstacle before halting its main body. 2. Defeats the obstacle. a. Bypasses the obstacle without entering the engagement areas. b. Breaches the obstacle within 45 minutes and passes its entire force through the obstacle. 3. Does not incur degradation to the point that the mission must be discontinued.

**TASK:** Conduct an Attack (5-OPFOR-0008)

**CONDITION:** The enemy is conducting tactical operations. The opposing forces (OPFOR) element receives orders to attack the enemy, the area of occupation, or the main supply route (MSR) with smoke.

**STANDARD:** The OPFOR element disrupts the enemy's movement and smoke operations. 1. Determines the delivery method of the smoke attack. 2. Locates the target. 3. Delivers the smoke attack downwind. 4. Attacks the enemy with smoke, and surge attacks when the enemy responds to the smoke.

**TASK:** Conduct an Aerial Reconnaissance (5-OPFOR-0010)

**CONDITION:** The opposing forces (OPFOR) headquarters (HQ) element requires intelligence on the locations and identification of enemy elements. An aircraft is dispatched to take photographs and make a visual inspection of the enemy rear area.

**STANDARD:** The OPFOR element gathers photograph intelligence of the enemy. 1. Photographs the assigned sectors. 2. Makes quick visual checks where the ceiling is low. 3. Locates enemy positions in the area, particularly support and storage bases, and command and control (C2) facilities. 4. Sustains no loss of aircraft. 5. Reports priority intelligence requirements (PIR) and other information requirements to the OPFOR HQ.

**TASK:** Conduct Terrorist and Saboteur Attacks (5-OPFOR-0005)

**CONDITION:** The opposing forces (OPFOR) element dispatches small teams into the enemy's rear area to disrupt combat service support (CSS) operations.

**STANDARD:** The enemy sustains disrupted command and control (C2), destroyed equipment and supplies, and light casualties. 1. Locates rear support bases and C2 facilities. 2. Delays and disrupts CSS operations through probes. 3. Infiltrates CSS bases to conduct sabotage and terrorist activities. 4. Inflicts light casualties. 5. Destroys supplies and equipment.

**TASK:** Disrupt Defensive Preparations (5-OPFOR-0018)

**CONDITION:** The opposing forces (OPFOR) element has located the enemy. Priority intelligence requirements (PIR) and other intelligence requirements obtained by OPFOR patrols indicate that the enemy elements are establishing defensive positions. The OPFOR element has automatic and antiarmor weapons and light mortars.

**STANDARD:** The OPFOR element disrupts and delays the enemy's defensive preparations. 1. Locates and penetrates the enemy's security system. 2. Forces the enemy to delay defensive preparations. 3. Disrupts the enemy's obstacle preparations.

**TASK:** Disrupt Enemy Movement and Operations Using Tactical Nuclear Weapons (5-OPFOR-0016)

**CONDITION:** The opposing forces (OPFOR) element has located the enemy. Priority intelligence requirements (PIR) and other intelligence requirements have been obtained by OPFOR patrols. Tactical nuclear weapons are employed against key locations in the rear area.

**STANDARD:** The OPFOR element disrupts enemy movement and operations. 1. Disrupts or delays the movement of the enemy's equipment and supplies to the forward areas. 2. Destroys enemy equipment and supplies. 3. Inflicts a high rate of nuclear casualties among the enemy forces. 4. Denies the enemy the use of specified areas. 5. Contaminates the enemy's equipment and supplies.

**TASK:** Disrupt Enemy Movement and Operations Using Persistent and Nonpersistent Chemical Weapons (5-OPFOR-0015)

**CONDITION:** The opposing forces (OPFOR) element has located the enemy. Priority intelligence requirements (PIR) and other intelligence requirements have been obtained by OPFOR patrols. The OPFOR units deliver chemical agents, by means of conventional artillery weapons or aircraft, along selected supply routes and key bases in the rear area.

**STANDARD:** The OPFOR element disrupts enemy movement and operations using persistent and nonpersistent chemical weapons. 1. Delivers chemical agents in low and densely wooded areas. 2. Delays the movement of enemy supplies and equipment to the forward areas. 3. Restricts the movement of the enemy units in the rear area. 4. Channels the movement of enemy units into predesignated ambush areas. 5. Contaminates enemy supplies and equipment. 6. Inflicts a high rate of casualties on enemy forces.

**TASK:** Disrupt Movement (5-OPFOR-0014)

**CONDITION:** The enemy is expected to move through the opposing forces (OPFOR) element's area of operations. The OPFOR element has received an operation order (OPORD) or fragmentary order (FRAGO) to disrupt enemy movement. The enemy has the capability to defend with direct fire and antiarmor weapons.

**STANDARD:** The OPFOR element delays enemy movement. 1. Delays the element. 2. Forces the element to deviate from its route. 3. Prevents the element from reaching its destination. 4. Surprises the element's main body.

**TASK:** Counter Passage of Lines (5-OPFOR-0012)

**CONDITION:** Enemy forces are in defensive positions, but they are expected to attempt passage-of-lines operations. The opposing forces (OPFOR) received orders to disrupt enemy passage-of-lines operations.

**STANDARD:** The OPFOR element delays or prevents enemy passage of lines. 1. Delays the passage. 2. Prevents the company from moving all personnel through the stationary unit. 3. Engages the main body of either the moving or the stationary unit.

**TASK:** Defend a Minefield (5-OPFOR-0023)

**CONDITION:** The enemy is conducting a minefield sweeping operation. The opposing forces (OPFOR) element has a minefield placed in the enemy's path. The minefield is under constant observation and fire.

**STANDARD:** The OPFOR element defends a minefield against an enemy element conducting a minefield sweeping operation. 1. Prevents the unit from detecting the obstacle. 2. Disrupts the minefield sweeping operation. 3. Prevents the unit from conducting the minefield sweeping operation, prevents the unit from moving all personnel through the breach, or delays the completion of the minefield sweeping operation for more than 45 minutes.

**TASK:** Conduct Sniper Operations (5-OPFOR-0006)

**CONDITION:** The opposing forces (OPFOR) element has assigned snipers (regular or irregular elements) in the enemy's rear area along the main supply route (MSR) and near support sites.



**STANDARD:** The OPFOR element kills or wounds targets. 1. Sets up a well-concealed location. 2. Engages vehicle drivers or personnel on foot with short bursts of semiautomatic fire. 3. Kills or wounds selected targets. 4. Prevents the position from being discovered by enemy forces. 5. Evacuates the area without being spotted. 6. Reports all specified priority intelligence requirements (PIR) and other intelligence requirements to the OPFOR headquarters (HQ).

**TASK:** Conduct Air Attacks (5-OPFOR-0002)

**CONDITION:** The opposing forces (OPFOR) element in the rear area has forwarded the positions of the enemy support sites or the locations of moving elements. The OPFOR aircraft have been dispatched to attack enemy installations or convoys.

**STANDARD:** The OPFOR element attempts to delay, disrupt, or damage the enemy targets by air. 1. Locates the target (support sites or convoys). 2. Makes attack runs on the designated targets. 3. Inflicts heavy damage to the selected target. 4. Sustains no loss of aircraft. 5. Delays moving the force for more than one hour.

**TASK:** Conduct a Raid (5-OPFOR-0004)

**CONDITION:** The opposing forces (OPFOR) element has occupied an objective rally point and has orders to conduct a raid on a combat service support (CSS) base.

**STANDARD:** The OPFOR element infiltrates the enemy's base and destroys all of the targets. 1. Surprises the enemy forces. 2. Assaults the support base and accomplishes the assigned tasks. 3. Destroys the specified equipment and supplies. 4. Avoids being decisively engaged. 5. Withdraws all personnel from the objective areas within the time prescribed. 6. Obtains all priority intelligence requirements (PIR) from the raid site. 7. Sustains only light casualties from enemy fire.

**TASK:** Surrender to the Capturing Unit on the Battlefield (5-OPFOR-0024)

**CONDITION:** The enemy has captured the opposing forces (OPFOR) element's soldiers, documents, and equipment sensitive to the OPFOR tactical operations.

**STANDARD:** The OPFOR soldiers retain or destroy documents and equipment. The OPFOR element surrenders documents and equipment of no tactical use to the enemy and attempts to conceal or destroy items of tactical value. The OPFOR element attempts escape and evasion. 1. Prevents the successful capture of documents and equipment. 2. Destroys documents and equipment. 3. Removes identifying markings from equipment. 4. Removes unit-identifying insignia. 5. Provides misleading information. 6. Plans an escape. 7. Delays movement to the nearest collection point. 8. Prevents safeguarding of enemy prisoners of war (EPWs) in order to cause embarrassment to the United States (US).

**TASK:** Attack (5-OPFOR-0001)

**CONDITION:** The opposing forces (OPFOR) element has located the enemy. The priority intelligence requirements (PIR) and other intelligence requirements have been obtained by OPFOR patrols. The OPFOR element has automatic and antiarmor weapons and light mortars.

**STANDARD:** The OPFOR element attempts to seize the terrain, vehicles, or equipment. 1. Develops an attack plan. 2. Surprises the enemy unit's main body. 3. Initiates the attack using a scheme of maneuver that exploits the enemy's flanks, gaps, and weaknesses. 4. Uses covered and concealed routes to approach the enemy forces' flanks, gaps, or weakly held areas. 5. Employs indirect fire to support the attack. 6. Penetrates enemy defenses. 7. Destroys equipment and supplies. 8. Inflicts heavy casualties. 9. Isolates the combat service support (CSS) base by blocking reinforcements. 10. Forces enemy units to displace. 11. Avoids being fixed in one position. 12. Withdraws before the CSS base is reinforced with tactical combat forces.

**TASK:** Disrupt an Engineer Reconnaissance (5-OPFOR-0022)

**CONDITION:** The enemy is conducting an engineer reconnaissance. The opposing forces (OPFOR) element is positioned along the enemy's route.

**STANDARD:** The OPFOR element disrupts an engineer reconnaissance. 1. Prevents the unit from meeting its specified time schedule. 2. Forces the unit to deviate from its specified route. 3. Prevents the unit from accomplishing its assigned engineer reconnaissance. 4. Surprises the unit conducting the reconnaissance.

**TASK:** Maintain Contact (5-OPFOR-0003)

**CONDITION:** The opposing forces (OPFOR) element is engaged with enemy base defense forces. The enemy forces are withdrawing under pressure.

**STANDARD:** The OPFOR element maintains enemy contact while the enemy withdraws. 1. Engages the enemy forces decisively. 2. Advances the OPFOR as the enemy forces withdraw. 3. Inflicts heavy casualties. 4. Captures the members of the enemy force. 5. Captures documents and equipment. 6. Safeguards captured documents, equipment, and personnel.

**ELEMENTS:** Company Headquarters  
 Three Engineer Platoon Headquarters  
 Nine Engineer Squads  
 Assault and Obstacle Platoon Headquarters  
 Obstacle Section  
 Three Assault Sections

**TASK:** Fight as Infantry (05-2-1215)  
 (FM 7-10) (FM 7-7) (FM 7-8)

**ITERATION:** 1 2 3 4 5 M (Circle)  
**COMMANDER/LEADER ASSESSMENT:** T P U (Circle)

**CONDITIONS:** A company has received an operation order (OPORD) to reorganize as infantry and is preparing to engage in combat operations. Digital units have performed functionality checks, and systems are operational. Some iterations of this task should be performed in MOPP4.

**TASK STANDARDS:** The company organizes the platoons for combat and conducts defensive or retrograde operations according to higher headquarters (HQ) directives. Digital units send and receive reports via frequency-modulated (FM) or digital means, providing an updated common operational picture (COP) and situational awareness (SA). The time required to perform this task is increased when conducting it in mission-oriented protection posture (MOPP) 4.

TASK STEPS AND PERFORMANCE MEASURES	GO	NO-GO
<p>* 1. The company commander conducts troop-leading procedures after receiving the OPORD to fight as infantry.</p> <ul style="list-style-type: none"> <li>a. Analyzed the mission and planned the use of any available time following the 1/3- to 2/3-time rule.</li> <li>b. Issued a warning order and ensured that all leaders were kept informed of their duties.</li> <li>c. Consulted with his leaders and made tentative plans.</li> <li>d. Initiated the necessary movement to prepare the subordinate units for and incorporate them into the upcoming mission.</li> </ul> <p>NOTE: The company commander uses fragmentary orders (FRAGOs) to initiate these actions.</p> <ul style="list-style-type: none"> <li>e. Reconnoitered the area of operations.</li> <li>f. Incorporated any additional details concerning the operation (following a reconnaissance mission) and completed the plan.</li> <li>g. Supervised the preparation for and the execution of the mission.</li> <li>h. Issued the order for the mission, in verbal or written form.</li> </ul> <p>* 2. The company commander orders the company to conduct defensive operations.</p> <p>* 3. The company commander posts security elements to provide local security.</p> <p>4. The company identifies the--</p> <ul style="list-style-type: none"> <li>a. Key terrain.</li> <li>b. Enemy's avenue of approach.</li> <li>c. Location of the company's battle position (BP), the company's target reference points (TRPs), and the engagement area (EA).</li> <li>d. Limits of the company's BP and the company or team's sectors of fire.</li> <li>e. Location of the artillery preplotted targets.</li> <li>f. Primary and supplementary firing positions which--</li> </ul>		

TASK STEPS AND PERFORMANCE MEASURES	GO	NO-GO
<p>(1) Enabled the company to deliver effective fire, on TRPs and EA, at optimal ranges.</p> <p>(2) Provided long-range observation and interlocking fire between the adjacent units.</p> <p>(3) Provided a line of sight to other company or team BPs to provide mutually supporting fire.</p> <p>(4) Provided cover and concealment.</p> <p>g. Covered and concealed routes between the primary and supplementary firing positions.</p> <p>h. Covered and concealed routes into and out of the primary BP to subsequent BPs.</p> <p>i. Locations for observation posts (OPs) to provide observation of the platoon's sector of fire.</p> <p>j. Location of existing obstacles and the positions for reinforcing the obstacles.</p> <p>* 5. The company commander develops a rough draft of a company or team fire plan.</p> <p>* 6. The company commander returns to the assembly area (AA) or moves the company to the rear of the BP, meets with the subordinate leaders, and issues an OPORD.</p> <p>    a. Issued an OPORD for occupying the BP, using the rough draft of the fire plan or a terrain model as a guide (in the AA).</p> <p>    b. Issued an OPORD for occupying the BP from a vantage point, using the rough draft of the fire plan as a guide (in the BP).</p> <p>7. The company or team moves to the rear and the flanks of the assigned BP.</p> <p>    a. Moved to a hidden position at the rear of the BP and executed Actions at the Halt.</p> <p>    b. Manned the company's OPs.</p> <p>* 8. The company or team commander issues a five-paragraph oral OPORD from a vantage point, using the rough sketch of the fire plan.</p> <p>* 9. The platoon leaders return to their units and, using hand-and-arm signals, have the drivers start their engines simultaneously.</p> <p>*10. The company or team commander issues orders for occupying the BP.</p> <p>    a. Ordered the platoon leader to position the vehicles, without leaving tracks, in fighting positions that were difficult for the enemy to detect.</p> <p>    b. Checked the consolidated range cards and sketches of the platoon fire plans to make sure that there were no weak points between the platoon or flank companies.</p> <p>    c. Finalized the fire plan in relation to the terrain to ensure that the EA was set on the enemy's avenue of approach, covered by mutually supporting interlocking fire from platoons, and located between flank companies.</p> <p>    d. Coordinated with the flank companies to ensure coverage.</p> <p>    e. Forwarded the company fire plan to the battalion task force (TF) commander for a final check of mutually supporting interlocking fire covering the EA.</p> <p>    f. Received reports from the platoon leaders regarding established platoon BPs and reported the information to the battalion TF.</p> <p>NOTE: The reports are submitted within the defend-by time stated in the OPORD. The defend-by time is a calculated estimate of when the enemy may attack. The enemy may attack before or after this time.</p>		

TASK STEPS AND PERFORMANCE MEASURES	GO	NO-GO
<p>g. Referred to the mission, enemy, terrain, troops, time available, and civilian considerations (METT-TC) factors, and ordered the platoons to continue to improve their BP.</p> <p>NOTE: Do the most critical tasks first in case the enemy attacks before the defend-by time.</p> <p>*11. The company or team commander performs tactical planning and, based on the factors of the METT-TC, plans for a deliberate or hasty occupation of a BP in a built-up area.</p> <p>a. Conducted a reconnaissance of the BP and analyzed the threat force's method of attacking a built-up area.</p> <p>b. Analyzed the BP to identify the--</p> <ol style="list-style-type: none"> <li>(1) Location of checkpoints, phase lines, and building numbers, as identified in the OPORD or FRAGO.</li> <li>(2) Observation sites and fields of fire on the enemy's avenue of approach.</li> <li>(3) Primary, alternate, and supplementary firing positions on the perimeter of the built-up area.</li> <li>(4) Positions that would provide cover and concealment.</li> <li>(5) Location of OPs that provide 360-degree security for a three-dimensional battlefield.</li> <li>(6) Covered and concealed routes into and out of firing positions and BPs that could not be blocked by blow down from structures.</li> <li>(7) Location of obstacles (existing and reinforcing), buildings with basements, fire hazards, sewers, viaducts, or bridges.</li> <li>(8) Structures that dominate the built-up area.</li> <li>(9) Locations of the firing positions, in depth, throughout the built-up area.</li> <li>(10) Areas to integrate the dismounted infantry into the company or team defense.</li> </ol> <p>c. Coordinated with adjacent units for dismounted support (as necessary) and ensured that units were tied in with the company or the team's forces.</p> <p>d. Upgraded the hasty defense and improved the BP, as time permitted.</p> <p>e. Planned for indirect fire in the EA and along the possible avenue of approach, in front of and behind obstacles. The fire support team (FIST) planned the smoke.</p> <p>*12. The company or team commander develops a company or team fire plan.</p> <p>a. Developed a fire plan as part of a hasty or deliberate BP occupation.</p> <p>b. Located platoons and oriented the company or team.</p> <p>c. Developed a fire plan that included the company or team sector, the platoon and OP positions, obstacles, indirect-fire targets, and final protection fire (FPF), if allocated.</p> <p>d. Ensured that the platoon's fire plans were received in a timely manner. Made an updated copy of the company or team fire plan for the executive officer (XO) and the platoon leaders (as time permitted).</p> <p>e. Verified the plan by conducting rehearsals for counterattack missions, based on METT-TC factors.</p> <p>f. Upgraded the fire plan, to include the fire plans for platoon supplementary firing positions.</p> <p>g. Forwarded a copy of the fire plan to the higher HQ.</p> <p>NOTE: Check the complete direct- and indirect-fire plan as if you are the enemy attacking the position. Look for weak points in the defense and make corrections.</p> <p>*13. The company or team commander and the platoon leaders organize the EA.</p>		

TASK STEPS AND PERFORMANCE MEASURES	GO	NO-GO
<p>a. Reconnoitered the EA (physically), covering as many options as possible to mass fire. Included the--</p> <ol style="list-style-type: none"> <li>(1) Enemy's avenue of approach.</li> <li>(2) Locations of existing and reinforcing obstacles.</li> <li>(3) Key terrain.</li> <li>(4) TRPs.</li> <li>(5) Artillery preplots.</li> </ol> <p>b. Organized the EA to mass direct and indirect fire. The obstacles were tied into terrain and hidden to slow the forward velocity of the enemy regiment.</p> <p>c. Organized fire in the EA, 800 to 2,000 meters from the defending company or team, based on METT-TC factors. The fire covered the obstacles so that the breaching vehicles were engaged.</p> <p>d. Used fire to interlock. The platoons and the company or team mutually supported each other with direct fire.</p> <p>e. Positioned the company or team around the EA. One company or platoon was centered in the EAs and one was positioned on both the right and left flanks.</p> <p>f. Ensured that the TRPs were marked for easy reference. Used the existing terrain, when possible.</p> <p>g. Shifted platoons or firing positions to cover the dead space and weak points.</p> <p>h. Developed an obstacle plan that--</p> <ol style="list-style-type: none"> <li>(1) Tied obstacles into the existing terrain features.</li> <li>(2) Slowed the enemy movement.</li> <li>(3) Concealed obstacles from the enemy.</li> <li>(4) Included mine fighting positions that the enemy could have used to his advantage or destroyed.</li> <li>(5) Positioned obstacles on the enemy's main avenue(s) of approach.</li> <li>(6) Covered obstacles by directing artillery to the front and rear of them.</li> <li>(7) Placed obstacles in the EA so that the personnel in the rear and on the flanks could fire simultaneously into the front of the enemy regiment, using direct and indirect massed fire. Repositioned personnel stopped in front of the obstacles.</li> </ol> <p>*14. The company or team commander is briefed by platoon leaders on the EAs in each sector and any changes made to the origin.</p> <p>*15. The company or team commander executes the company defensive mission.</p> <ol style="list-style-type: none"> <li>a. Acknowledged the report or mission from the battalion TF commander.</li> <li>b. Analyzed the spot report (SPOTREP) or mission using METT-TC factors to determine the--</li> <ol style="list-style-type: none"> <li>(1) Size of the enemy force.</li> <li>(2) Location of the force in relation to the company or team position.</li> <li>(3) Direction of enemy movement.</li> <li>(4) Avenue(s) of approach that the enemy could use to enter the company or team sector or the battalion TF's EA.</li> <li>(5) Enemy's arrival time at the company or team trigger point.</li> </ol> <li>c. Alerted the OPs with a SPOTREP, which included all information given by the battalion TF commander and any additional information.</li> <li>d. Directed the company or team to remain in hidden positions until the OP identified the source of smoke dust columns or sounds.</li> <li>e. Ordered the company or team and platoons to immediately prepare to engage the enemy.</li> <li>f. Received SPOTREPs from platoon leaders.</li> <li>g. Reported to the battalion TF commander.</li> </ol>		

TASK STEPS AND PERFORMANCE MEASURES	GO	NO-GO
<p>h. Controlled the indirect fire on the enemy as they advanced.</p> <p>NOTE: This step may also be performed by the FIST.</p> <p>i. Ordered platoons into hull-down positions, gave the order to fire, and returned platoons to the hull-down position after the enemy was destroyed.</p> <p>*16. If the enemy elements are too strong, the company or team commander receives SPOTREPs from the platoon leaders containing the number and types of vehicles that reached the company or team breaking point. The SPOTREP may also contain orders from the battalion TF commander to displace to a subsequent BP.</p> <p>a. Requested FPF, if scheduled.</p> <p>b. Took direction from the battalion TF commander on whether to continue the mission or displace. If the battalion TF gave no guidance, the company commander or team commander coordinated with the flank company or teams and displaced.</p> <p>NOTE: The company or team commander must coordinate with the flank company or teams so that they are not flanked by the enemy.</p> <p>17. The company or team commander receives a FRAGO from the TF commander ordering a counterattack.</p> <p>a. Conducted prep-to-fire checks.</p> <p>b. Checked the weapon systems for proper loading.</p> <p>*18. The company or team commander coordinates with the platoon leaders regarding continuing the mission.</p> <p>*19. The company or team commander monitors the mission.</p> <p>a. Determined the size, the type, and the location of enemy elements.</p> <p>b. Identified the locations of enemy or friendly mines and obstacles.</p> <p>c. Determined the most covered and concealed routes for the company or team to assault the flanks of the enemy without masking the fire of supporting elements.</p> <p>*20. The counterattack company or team commander coordinates the counterattack route with the defending company or teams (if deviating from the OPORD route).</p> <p>*21. The defending company or team commanders alert their platoons that the counterattacking force is going to attack the enemy from the right or left flank or from the rear.</p> <p>*22. The defending company or team commanders remind their defending platoon leaders of the restrictive-fire line (RFL) and to control the direct fire.</p> <p>23. The counterattacking company or team stays outside of or on the far side of the RFL.</p> <p>*24. Upon receiving the order to counterattack, the company or team commander--</p> <p>a. Ordered the company or team to begin the counterattack along the identified routes.</p> <p>b. Ordered the company or team to a position from which it could engage the enemy's flank or rear (for counterattack by fire).</p> <p>c. Ordered the company or team to move rapidly to the flank or rear position of the enemy's trail battalions and close in on them, firing at high speed (for counterattack by fire and maneuver).</p> <p>(1) The tanks, if available, led and destroyed the enemy tanks.</p> <p>(2) The armored personnel carriers (APCs) followed and destroyed light vehicles and the dismounted infantry.</p>		

TASK STEPS AND PERFORMANCE MEASURES	GO	NO-GO
(3) The defending company or team commanders controlled fire behind the RFL. d. The defending companies of the battalion TF continued to fire upon the enemy and halted the enemy elements advancing from the front.  25. The company or team conducts consolidation and reorganization activities to continue the mission.  *26. The company or team commander reports to the higher HQ according to the field standing operating procedure (SOP). NOTE: Digital units send reports and unit locations and update the COP to provide SA to units operating in the area.		

TASK PERFORMANCE / EVALUATION SUMMARY BLOCK							
ITERATION	1	2	3	4	5	M	TOTAL
TOTAL TASK STEPS EVALUATED							
TOTAL TASK STEPS "GO"							
TRAINING STATUS "GO"/"NO-GO"							

"\*" indicates a leader task step.

**SUPPORTING INDIVIDUAL TASKS: NONE**

**SUPPORTING COLLECTIVE TASKS**

Task Number	Task Title	References
05-1-1000	Conduct Logistics Operations	ARTEP 5-025-66-MTP ARTEP 5-155-66-MTP ARTEP 5-215-66-MTP ARTEP 5-335-60-MTP ARTEP 5-335-66-MTP ARTEP 5-415-66-MTP ARTEP 5-425-66-MTP ARTEP 5-435-66-MTP ARTEP 5-445-64-MTP ARTEP 5-445-66-MTP ARTEP 5-500-66-MTP ARTEP 5-615-66-MTP
05-2-1200	Reorganize as Infantry	ARTEP 5-025-66-MTP ARTEP 5-026-34-MTP ARTEP 5-027-10-MTP ARTEP 5-027-35-MTP ARTEP 5-063-10-MTP ARTEP 5-063-11-MTP ARTEP 5-063-35-MTP ARTEP 5-155-66-MTP ARTEP 5-156-34-MTP ARTEP 5-157-10-MTP ARTEP 5-157-35-MTP ARTEP 5-215-66-MTP ARTEP 5-216-34-MTP



**SUPPORTING COLLECTIVE TASKS**

<b>Task Number</b>	<b>Task Title</b>	<b>References</b>
		ARTEP 5-217-10-MTP
		ARTEP 5-217-35-MTP
		ARTEP 5-335-60-MTP
		ARTEP 5-335-65-MTP
		ARTEP 5-335-66-MTP
		ARTEP 5-335-70-MTP
		ARTEP 5-336-34-MTP
		ARTEP 5-337-10-MTP
		ARTEP 5-337-35-MTP
		ARTEP 5-425-66-MTP
		ARTEP 5-426-34-MTP
		ARTEP 5-427-10-MTP
		ARTEP 5-427-35-MTP
		ARTEP 5-435-66-MTP
		ARTEP 5-436-35-MTP
		ARTEP 5-436-37-MTP
		ARTEP 5-445-64-MTP
		ARTEP 5-445-66-MTP
		ARTEP 5-446-34-MTP
		ARTEP 5-446-36-MTP
		ARTEP 5-447-10-MTP
		ARTEP 5-447-11-MTP
		ARTEP 5-447-35-MTP
		ARTEP 5-447-37-MTP

**OPFOR TASKS AND STANDARDS**

**TASK:** Disrupt a Route Reconnaissance (5-OPFOR-0021)

**CONDITION:** The enemy is conducting a route reconnaissance. The opposing forces (OPFOR) element is positioned along the enemy's route.

**STANDARD:** The OPFOR element attempts to disrupt a squad/section conducting a route reconnaissance. 1. Prevents the unit from meeting its specified time schedule. 2. Forces the unit to deviate from its specified route. 3. Prevents the unit from reaching its assigned destination. 4. Surprises the squad/section. 5. Inflicts casualties on the unit.

**TASK:** Defeat Obstacles (5-OPFOR-0009)

**CONDITION:** The opposing forces (OPFOR) element encounters an obstacle that blocks the avenue of approach as it advances upon the enemy forces.

**STANDARD:** The OPFOR element bypasses or breaches the enemy obstacle. 1. Detects the obstacle before halting its main body. 2. Defeats the obstacle. a. Bypasses the obstacle without entering the engagement areas. b. Breaches the obstacle within 45 minutes and passes its entire force through the obstacle. 3. Does not incur degradation to the point that the mission must be discontinued.

**TASK:** Conduct an Attack (5-OPFOR-0008)

**CONDITION:** The enemy is conducting tactical operations. The opposing forces (OPFOR) element receives orders to attack the enemy, the area of occupation, or the main supply route (MSR) with smoke.

**STANDARD:** The OPFOR element disrupts the enemy's movement and smoke operations. 1. Determines the delivery method of the smoke attack. 2. Locates the target. 3. Delivers the smoke attack downwind. 4. Attacks the enemy with smoke, and surge attacks when the enemy responds to the smoke.

**TASK:** Disrupt a Net Control Station (NCS) (5-OPFOR-0019)

**CONDITION:** The enemy has established a NCS. The opposing forces (OPFOR) element has radio and jamming equipment.

**STANDARD:** The OPFOR element attempts to disrupt an NCS. 1. Attempts to locate the radio frequency that the unit is operating on. 2. Attempts to enter the radio net. 3. Attempts to issue "bogus" orders to a unit on the net. 4. Jams the radio frequency and forces the unit to go to an alternate frequency.

**TASK:** Disrupt Construction of Vehicle Fighting Positions (5-OPFOR-0020)

**CONDITION:** The opposing forces (OPFOR) element has located the enemy. The priority intelligence requirements (PIR) and other intelligence obtained by OPFOR patrols indicate the enemy is constructing vehicle fighting positions within its defensive area. The OPFOR element has automatic and antiarmor weapons and light mortars.

**STANDARD:** The OPFOR element attempts to disrupt the enemy's efforts to establish vehicle fighting positions. 1. Locates the defensive area. 2. Surprises the main body. 3. Penetrates the defensive area with squad-size probes. 4. Inflicts casualties on the unit. 5. Destroys vehicles. 6. Disrupts the unit's preparations (prevents or delays beyond the unit's allotted time).

**TASK:** Disrupt an Engineer Reconnaissance (5-OPFOR-0022)

**CONDITION:** The enemy is conducting an engineer reconnaissance. The opposing forces (OPFOR) element is positioned along the enemy's route.

**STANDARD:** The OPFOR element disrupts an engineer reconnaissance. 1. Prevents the unit from meeting its specified time schedule. 2. Forces the unit to deviate from its specified route. 3. Prevents the unit from accomplishing its assigned engineer reconnaissance. 4. Surprises the unit conducting the reconnaissance.

**TASK:** Conduct an Aerial Reconnaissance (5-OPFOR-0010)

**CONDITION:** The opposing forces (OPFOR) headquarters (HQ) element requires intelligence on the locations and identification of enemy elements. An aircraft is dispatched to take photographs and make a visual inspection of the enemy rear area.

**STANDARD:** The OPFOR element gathers photograph intelligence of the enemy. 1. Photographs the assigned sectors. 2. Makes quick visual checks where the ceiling is low. 3. Locates enemy positions in the area, particularly support and storage bases, and command and control (C2) facilities. 4. Sustains no loss of aircraft. 5. Reports priority intelligence requirements (PIR) and other information requirements to the OPFOR HQ.

**TASK:** Conduct Terrorist and Saboteur Attacks (5-OPFOR-0005)

**CONDITION:** The opposing forces (OPFOR) element dispatches small teams into the enemy's rear area to disrupt combat service support (CSS) operations.

**STANDARD:** The enemy sustains disrupted command and control (C2), destroyed equipment and supplies, and light casualties. 1. Locates rear support bases and C2 facilities. 2. Delays and disrupts CSS operations through probes. 3. Infiltrates CSS bases to conduct sabotage and terrorist activities. 4. Inflicts light casualties. 5. Destroys supplies and equipment.

**TASK:** Disrupt Defensive Preparations (5-OPFOR-0018)

**CONDITION:** The opposing forces (OPFOR) element has located the enemy. Priority intelligence requirements (PIR) and other intelligence requirements obtained by OPFOR patrols indicate that the enemy elements are establishing defensive positions. The OPFOR element has automatic and antiarmor weapons and light mortars.

**STANDARD:** The OPFOR element disrupts and delays the enemy's defensive preparations. 1. Locates and penetrates the enemy's security system. 2. Forces the enemy to delay defensive preparations. 3. Disrupts the enemy's obstacle preparations.

**TASK:** Disrupt Quartering Party Operations (5-OPFOR-0017)

**CONDITION:** The enemy is conducting quartering party operations. It has established an assembly area (AA) but has not moved in the main body.

**STANDARD:** The opposing forces (OPFOR) element attempts to disrupt quartering party operations and infiltrate the enemy's AA. 1. Locates the quartering party and the AA. 2. Surprises the main body. 3. Penetrates the AA with squad-size probes. 4. Inflicts personnel casualties and vehicle damage. 5. Disrupts the unit's preparations (prevents or delays beyond the unit's allotted time).

**TASK:** Disrupt Enemy Movement and Operations Using Tactical Nuclear Weapons (5-OPFOR-0016)

**CONDITION:** The opposing forces (OPFOR) element has located the enemy. Priority intelligence requirements (PIR) and other intelligence requirements have been obtained by OPFOR patrols. Tactical nuclear weapons are employed against key locations in the rear area.

**STANDARD:** The OPFOR element disrupts enemy movement and operations. 1. Disrupts or delays the movement of the enemy's equipment and supplies to the forward areas. 2. Destroys enemy equipment and supplies. 3. Inflicts a high rate of nuclear casualties among the enemy forces. 4. Denies the enemy the use of specified areas. 5. Contaminates the enemy's equipment and supplies.

**TASK:** Disrupt Enemy Movement and Operations Using Persistent and Nonpersistent Chemical Weapons (5-OPFOR-0015)

**CONDITION:** The opposing forces (OPFOR) element has located the enemy. Priority intelligence requirements (PIR) and other intelligence requirements have been obtained by OPFOR patrols. The OPFOR units deliver chemical agents, by means of conventional artillery weapons or aircraft, along selected supply routes and key bases in the rear area.

**STANDARD:** The OPFOR element disrupts enemy movement and operations using persistent and nonpersistent chemical weapons. 1. Delivers chemical agents in low and densely wooded areas. 2. Delays the movement of enemy supplies and equipment to the forward areas. 3. Restricts the movement of the enemy units in the rear area. 4. Channels the movement of enemy units into predesignated ambush areas. 5. Contaminates enemy supplies and equipment. 6. Inflicts a high rate of casualties on enemy forces.

**TASK:** Disrupt Movement (5-OPFOR-0014)

**CONDITION:** The enemy is expected to move through the opposing forces (OPFOR) element's area of operations. The OPFOR element has received an operation order (OPORD) or fragmentary order (FRAGO) to disrupt enemy movement. The enemy has the capability to defend with direct fire and antiarmor weapons.

**STANDARD:** The OPFOR element delays enemy movement. 1. Delays the element. 2. Forces the element to deviate from its route. 3. Prevents the element from reaching its destination. 4. Surprises the element's main body.

**TASK:** Counter Passage of Lines (5-OPFOR-0012)

**CONDITION:** Enemy forces are in defensive positions, but they are expected to attempt passage-of-lines operations. The opposing forces (OPFOR) received orders to disrupt enemy passage-of-lines operations.

**STANDARD:** The OPFOR element delays or prevents enemy passage of lines. 1. Delays the passage. 2. Prevents the company from moving all personnel through the stationary unit. 3. Engages the main body of either the moving or the stationary unit.

**TASK:** Conduct Sniper Operations (5-OPFOR-0006)

**CONDITION:** The opposing forces (OPFOR) element has assigned snipers (regular or irregular elements) in the enemy's rear area along the main supply route (MSR) and near support sites.

**STANDARD:** The OPFOR element kills or wounds targets. 1. Sets up a well-concealed location. 2. Engages vehicle drivers or personnel on foot with short bursts of semiautomatic fire. 3. Kills or wounds selected targets. 4. Prevents the position from being discovered by enemy forces. 5. Evacuates the area without being spotted. 6. Reports all specified priority intelligence requirements (PIR) and other intelligence requirements to the OPFOR headquarters (HQ).

**TASK:** Conduct Air Attacks (5-OPFOR-0002)

**CONDITION:** The opposing forces (OPFOR) element in the rear area has forwarded the positions of the enemy support sites or the locations of moving elements. The OPFOR aircraft have been dispatched to attack enemy installations or convoys.

**STANDARD:** The OPFOR element attempts to delay, disrupt, or damage the enemy targets by air. 1. Locates the target (support sites or convoys). 2. Makes attack runs on the designated targets. 3. Inflicts heavy damage to the selected target. 4. Sustains no loss of aircraft. 5. Delays moving the force for more than one hour.

**TASK:** Surrender to the Capturing Unit on the Battlefield (5-OPFOR-0024)

**CONDITION:** The enemy has captured the opposing forces (OPFOR) element's soldiers, documents, and equipment sensitive to the OPFOR tactical operations.

**STANDARD:** The OPFOR soldiers retain or destroy documents and equipment. The OPFOR element surrenders documents and equipment of no tactical use to the enemy and attempts to conceal or destroy items of tactical value. The OPFOR element attempts escape and evasion. 1. Prevents the successful capture of documents and equipment. 2. Destroys documents and equipment. 3. Removes identifying markings from equipment. 4. Removes unit-identifying insignia. 5. Provides misleading information. 6. Plans an escape. 7. Delays movement to the nearest collection point. 8. Prevents safeguarding of enemy prisoners of war (EPWs) in order to cause embarrassment to the United States (US).

**TASK:** Attack (5-OPFOR-0001)

**CONDITION:** The opposing forces (OPFOR) element has located the enemy. The priority intelligence requirements (PIR) and other intelligence requirements have been obtained by OPFOR patrols. The OPFOR element has automatic and antiarmor weapons and light mortars.

**STANDARD:** The OPFOR element attempts to seize the terrain, vehicles, or equipment. 1. Develops an attack plan. 2. Surprises the enemy unit's main body. 3. Initiates the attack using a scheme of maneuver that exploits the enemy's flanks, gaps, and weaknesses. 4. Uses covered and concealed routes to approach the enemy forces' flanks, gaps, or weakly held areas. 5. Employs indirect fire to support the attack. 6. Penetrates enemy defenses. 7. Destroys equipment and supplies. 8. Inflicts heavy casualties. 9. Isolates the combat service support (CSS) base by blocking reinforcements. 10. Forces enemy units to displace. 11. Avoids being fixed in one position. 12. Withdraws before the CSS base is reinforced with tactical combat forces.

**TASK:** Conduct a Raid (5-OPFOR-0004)

**CONDITION:** The opposing forces (OPFOR) element has occupied an objective rally point and has orders to conduct a raid on a combat service support (CSS) base.

**STANDARD:** The OPFOR element infiltrates the enemy's base and destroys all of the targets. 1. Surprises the enemy forces. 2. Assaults the support base and accomplishes the assigned tasks. 3. Destroys the specified equipment and supplies. 4. Avoids being decisively engaged. 5. Withdraws all personnel from the objective areas within the time prescribed. 6. Obtains all priority intelligence requirements (PIR) from the raid site. 7. Sustains only light casualties from enemy fire.

**TASK:** Defend a Minefield (5-OPFOR-0023)

**CONDITION:** The enemy is conducting a minefield sweeping operation. The opposing forces (OPFOR) element has a minefield placed in the enemy's path. The minefield is under constant observation and fire.

**STANDARD:** The OPFOR element defends a minefield against an enemy element conducting a minefield sweeping operation. 1. Prevents the unit from detecting the obstacle. 2. Disrupts the minefield sweeping operation. 3. Prevents the unit from conducting the minefield sweeping operation, prevents the unit from moving all personnel through the breach, or delays the completion of the minefield sweeping operation for more than 45 minutes.

**TASK:** Disrupt Assembly Area (AA) Activities (5-OPFOR-0013)

**CONDITION:** Intelligence reports indicate that platoon- and company-size enemy units are operating in the opposing forces (OPFOR) area of operations. Enemy units can defend from AAs with direct fire, antiarmor weapons, and indirect fire. The enemy has close air support (CAS) and nuclear, biological, and chemical (NBC) capabilities.

**STANDARD:** The OPFOR element locates and disrupts the enemy's AA activities. 1. Locates the element's AA. 2. Probes the AA with squad- or team-size elements. 3. Inflicts more than 5 percent casualties on the element. 4. Disrupts the element's preparations (prevents or delays beyond the element's allotted time).

**TASK:** Conduct an Ambush (5-OPFOR-0007)

**CONDITION:** The enemy is moving in a convoy. The opposing forces (OPFOR) element is positioned along the enemy's route.

**STANDARD:** The OPFOR element inflicts casualties on the enemy and causes vehicle and equipment damage. 1. Prepares an ambush site before the element arrives. 2. Surprises march element forces. 3. Inflicts heavy casualties within the designated kill zone. 4. Inflicts heavy damage to vehicles and equipment within the designated kill zone. 5. Delays the march element from reaching a specified destination for a specified period of time. 6. Withdraws on order. 7. Sustains no casualties. 8. Reports actions to superiors.

**TASK:** Maintain Contact (5-OPFOR-0003)

**CONDITION:** The opposing forces (OPFOR) element is engaged with enemy base defense forces. The enemy forces are withdrawing under pressure.

**STANDARD:** The OPFOR element maintains enemy contact while the enemy withdraws. 1. Engages the enemy forces decisively. 2. Advances the OPFOR as the enemy forces withdraw. 3. Inflicts heavy casualties. 4. Captures the members of the enemy force. 5. Captures documents and equipment. 6. Safeguards captured documents, equipment, and personnel.

**ELEMENTS:** Three Engineer Platoon Headquarters  
 Nine Engineer Squads  
 Assault and Obstacle Platoon Headquarters  
 Obstacle Section  
 Three Assault Sections

**TASK:** Secure at a Halt (05-3-1232)  
 (FM 7-7)

**ITERATION:** 1 2 3 4 5 M (Circle)

**COMMANDER/LEADER ASSESSMENT:** T P U (Circle)

**CONDITIONS:** The unit is moving while mounted when the unit leader orders a halt. Digital units have performed functionality checks, and systems are operational. Some iterations of this task should be performed in MOPP4.

**TASK STANDARDS:** Within one minute of notification, vehicle commanders move their vehicles into a herringbone or coil formation, using available cover and concealment. Digital units send and receive requests, reports, and orders via frequency-modulated (FM) or digital means. The unit is not surprised by the enemy. The time required to perform this task is increased when conducting it in mission-oriented protection posture (MOPP) 4.

TASK STEPS AND PERFORMANCE MEASURES	GO	NO-GO
<p>* 1. The unit leader gives the signal to halt the unit. The unit halts in a--</p> <ul style="list-style-type: none"> <li>a. Herringbone formation (temporary halt during a tactical road march or movement in a column formation).</li> <li>b. Coil formation (prolonged halt or when 360-degree security is necessary).</li> </ul> <p>NOTE: The unit leader ensures that each vehicle commander positions his vehicle using available cover and concealment as part of the selected formation within 1 minute.</p> <p>* 2. The vehicle commander ensures that security is maintained by either keeping the element mounted or dismounting all or part of the element based on the mission, enemy, terrain, troops, time available, and civilian considerations (METT-TC).</p> <ul style="list-style-type: none"> <li>a. Ensured that element members, including air guards, continued to observe designated sectors.</li> <li>b. Ensured that members manned and directed crew-served weapons toward assigned sectors.</li> <li>c. Ensured that the dismounted element members assumed hasty fighting positions.</li> </ul> <p>* 3. The vehicle commanders take appropriate action at the halt.</p> <ul style="list-style-type: none"> <li>a. Maintained visual, digital, or radio communication with the unit leader.</li> <li>b. Conducted during-operation maintenance according to the applicable technical manual (TM) as time permitted.</li> <li>c. Refueled vehicles and resupplied needed supplies, if necessary.</li> </ul>		

TASK PERFORMANCE / EVALUATION SUMMARY BLOCK							
ITERATION	1	2	3	4	5	M	TOTAL
TOTAL TASK STEPS EVALUATED							
TOTAL TASK STEPS "GO"							
TRAINING STATUS "GO"/"NO-GO"							

"\*" indicates a leader task step.

**SUPPORTING INDIVIDUAL TASKS: NONE**

**SUPPORTING COLLECTIVE TASKS**

<b>Task Number</b>	<b>Task Title</b>	<b>References</b>
05-2-1024	Conduct Combat Refueling Operations	ARTEP 5-025-66-MTP ARTEP 5-026-34-MTP ARTEP 5-027-10-MTP ARTEP 5-027-35-MTP ARTEP 5-053-35-MTP ARTEP 5-113-35-MTP ARTEP 5-145-32-MTP ARTEP 5-155-66-MTP ARTEP 5-156-34-MTP ARTEP 5-157-10-MTP ARTEP 5-157-35-MTP ARTEP 5-215-66-MTP ARTEP 5-216-34-MTP ARTEP 5-217-10-MTP ARTEP 5-217-35-MTP ARTEP 5-335-65-MTP ARTEP 5-337-35-MTP ARTEP 5-425-66-MTP ARTEP 5-426-34-MTP ARTEP 5-427-10-MTP ARTEP 5-427-35-MTP ARTEP 5-435-67-MTP ARTEP 5-437-36-MTP ARTEP 5-437-38-MTP ARTEP 5-445-64-MTP ARTEP 5-445-66-MTP ARTEP 5-446-34-MTP ARTEP 5-446-36-MTP ARTEP 5-447-10-MTP ARTEP 5-447-11-MTP ARTEP 5-447-35-MTP ARTEP 5-447-37-MTP ARTEP 5-463-10-MTP ARTEP 5-463-12-MTP ARTEP 5-463-15-MTP ARTEP 5-463-17-MTP ARTEP 5-463-35-MTP ARTEP 5-463-36-MTP ARTEP 5-473-35-MTP



## OPFOR TASKS AND STANDARDS

### **TASK:** Attack (5-OPFOR-0001)

**CONDITION:** The opposing forces (OPFOR) element has located the enemy. The priority intelligence requirements (PIR) and other intelligence requirements have been obtained by OPFOR patrols. The OPFOR element has automatic and antiarmor weapons and light mortars.

**STANDARD:** The OPFOR element attempts to seize the terrain, vehicles, or equipment. 1. Develops an attack plan. 2. Surprises the enemy unit's main body. 3. Initiates the attack using a scheme of maneuver that exploits the enemy's flanks, gaps, and weaknesses. 4. Uses covered and concealed routes to approach the enemy forces' flanks, gaps, or weakly held areas. 5. Employs indirect fire to support the attack. 6. Penetrates enemy defenses. 7. Destroys equipment and supplies. 8. Inflicts heavy casualties. 9. Isolates the combat service support (CSS) base by blocking reinforcements. 10. Forces enemy units to displace. 11. Avoids being fixed in one position. 12. Withdraws before the CSS base is reinforced with tactical combat forces.

### **TASK:** Conduct an Ambush (5-OPFOR-0007)

**CONDITION:** The enemy is moving in a convoy. The opposing forces (OPFOR) element is positioned along the enemy's route.

**STANDARD:** The OPFOR element inflicts casualties on the enemy and causes vehicle and equipment damage. 1. Prepares an ambush site before the element arrives. 2. Surprises march element forces. 3. Inflicts heavy casualties within the designated kill zone. 4. Inflicts heavy damage to vehicles and equipment within the designated kill zone. 5. Delays the march element from reaching a specified destination for a specified period of time. 6. Withdraws on order. 7. Sustains no casualties. 8. Reports actions to superiors.

### **TASK:** Surrender to the Capturing Unit on the Battlefield (5-OPFOR-0024)

**CONDITION:** The enemy has captured the opposing forces (OPFOR) element's soldiers, documents, and equipment sensitive to the OPFOR tactical operations.

**STANDARD:** The OPFOR soldiers retain or destroy documents and equipment. The OPFOR element surrenders documents and equipment of no tactical use to the enemy and attempts to conceal or destroy items of tactical value. The OPFOR element attempts escape and evasion. 1. Prevents the successful capture of documents and equipment. 2. Destroys documents and equipment. 3. Removes identifying markings from equipment. 4. Removes unit-identifying insignia. 5. Provides misleading information. 6. Plans an escape. 7. Delays movement to the nearest collection point. 8. Prevents safeguarding of enemy prisoners of war (EPWs) in order to cause embarrassment to the United States (US).

### **TASK:** Defend a Minefield (5-OPFOR-0023)

**CONDITION:** The enemy is conducting a minefield sweeping operation. The opposing forces (OPFOR) element has a minefield placed in the enemy's path. The minefield is under constant observation and fire.

**STANDARD:** The OPFOR element defends a minefield against an enemy element conducting a minefield sweeping operation. 1. Prevents the unit from detecting the obstacle. 2. Disrupts the minefield sweeping operation. 3. Prevents the unit from conducting the minefield sweeping operation, prevents the unit from moving all personnel through the breach, or delays the completion of the minefield sweeping operation for more than 45 minutes.

### **TASK:** Maintain Contact (5-OPFOR-0003)

**CONDITION:** The opposing forces (OPFOR) element is engaged with enemy base defense forces. The enemy forces are withdrawing under pressure.

**STANDARD:** The OPFOR element maintains enemy contact while the enemy withdraws. 1. Engages the enemy forces decisively. 2. Advances the OPFOR as the enemy forces withdraw. 3. Inflicts heavy casualties. 4. Captures the members of the enemy force. 5. Captures documents and equipment. 6. Safeguards captured documents, equipment, and personnel.

**TASK:** Conduct a Raid (5-OPFOR-0004)

**CONDITION:** The opposing forces (OPFOR) element has occupied an objective rally point and has orders to conduct a raid on a combat service support (CSS) base.

**STANDARD:** The OPFOR element infiltrates the enemy's base and destroys all of the targets. 1. Surprises the enemy forces. 2. Assaults the support base and accomplishes the assigned tasks. 3. Destroys the specified equipment and supplies. 4. Avoids being decisively engaged. 5. Withdraws all personnel from the objective areas within the time prescribed. 6. Obtains all priority intelligence requirements (PIR) from the raid site. 7. Sustains only light casualties from enemy fire.

**TASK:** Conduct an Aerial Reconnaissance (5-OPFOR-0010)

**CONDITION:** The opposing forces (OPFOR) headquarters (HQ) element requires intelligence on the locations and identification of enemy elements. An aircraft is dispatched to take photographs and make a visual inspection of the enemy rear area.

**STANDARD:** The OPFOR element gathers photograph intelligence of the enemy. 1. Photographs the assigned sectors. 2. Makes quick visual checks where the ceiling is low. 3. Locates enemy positions in the area, particularly support and storage bases, and command and control (C2) facilities. 4. Sustains no loss of aircraft. 5. Reports priority intelligence requirements (PIR) and other information requirements to the OPFOR HQ.

**TASK:** Disrupt a Net Control Station (NCS) (5-OPFOR-0019)

**CONDITION:** The enemy has established a NCS. The opposing forces (OPFOR) element has radio and jamming equipment.

**STANDARD:** The OPFOR element attempts to disrupt an NCS. 1. Attempts to locate the radio frequency that the unit is operating on. 2. Attempts to enter the radio net. 3. Attempts to issue "bogus" orders to a unit on the net. 4. Jams the radio frequency and forces the unit to go to an alternate frequency.

**TASK:** Disrupt Construction of Vehicle Fighting Positions (5-OPFOR-0020)

**CONDITION:** The opposing forces (OPFOR) element has located the enemy. The priority intelligence requirements (PIR) and other intelligence obtained by OPFOR patrols indicate the enemy is constructing vehicle fighting positions within its defensive area. The OPFOR element has automatic and antiarmor weapons and light mortars.

**STANDARD:** The OPFOR element attempts to disrupt the enemy's efforts to establish vehicle fighting positions. 1. Locates the defensive area. 2. Surprises the main body. 3. Penetrates the defensive area with squad-size probes. 4. Inflicts casualties on the unit. 5. Destroys vehicles. 6. Disrupts the unit's preparations (prevents or delays beyond the unit's allotted time).

**TASK:** Conduct an Attack (5-OPFOR-0008)

**CONDITION:** The enemy is conducting tactical operations. The opposing forces (OPFOR) element receives orders to attack the enemy, the area of occupation, or the main supply route (MSR) with smoke.

**STANDARD:** The OPFOR element disrupts the enemy's movement and smoke operations. 1. Determines the delivery method of the smoke attack. 2. Locates the target. 3. Delivers the smoke attack downwind. 4. Attacks the enemy with smoke, and surge attacks when the enemy responds to the smoke.

**TASK:** Defeat Obstacles (5-OPFOR-0009)

**CONDITION:** The opposing forces (OPFOR) element encounters an obstacle that blocks the avenue of approach as it advances upon the enemy forces.

**STANDARD:** The OPFOR element bypasses or breaches the enemy obstacle. 1. Detects the obstacle before halting its main body. 2. Defeats the obstacle. a. Bypasses the obstacle without entering the engagement areas. b. Breaches the obstacle within 45 minutes and passes its entire force through the obstacle. 3. Does not incur degradation to the point that the mission must be discontinued.

**TASK:** Disrupt an Engineer Reconnaissance (5-OPFOR-0022)

**CONDITION:** The enemy is conducting an engineer reconnaissance. The opposing forces (OPFOR) element is positioned along the enemy's route.

**STANDARD:** The OPFOR element disrupts an engineer reconnaissance. 1. Prevents the unit from meeting its specified time schedule. 2. Forces the unit to deviate from its specified route. 3. Prevents the unit from accomplishing its assigned engineer reconnaissance. 4. Surprises the unit conducting the reconnaissance.

**TASK:** Conduct Terrorist and Saboteur Attacks (5-OPFOR-0005)

**CONDITION:** The opposing forces (OPFOR) element dispatches small teams into the enemy's rear area to disrupt combat service support (CSS) operations.

**STANDARD:** The enemy sustains disrupted command and control (C2), destroyed equipment and supplies, and light casualties. 1. Locates rear support bases and C2 facilities. 2. Delays and disrupts CSS operations through probes. 3. Infiltrates CSS bases to conduct sabotage and terrorist activities. 4. Inflicts light casualties. 5. Destroys supplies and equipment.

**TASK:** Disrupt a Route Reconnaissance (5-OPFOR-0021)

**CONDITION:** The enemy is conducting a route reconnaissance. The opposing forces (OPFOR) element is positioned along the enemy's route.

**STANDARD:** The OPFOR element attempts to disrupt a squad/section conducting a route reconnaissance. 1. Prevents the unit from meeting its specified time schedule. 2. Forces the unit to deviate from its specified route. 3. Prevents the unit from reaching its assigned destination. 4. Surprises the squad/section. 5. Inflicts casualties on the unit.

**TASK:** Disrupt Defensive Preparations (5-OPFOR-0018)

**CONDITION:** The opposing forces (OPFOR) element has located the enemy. Priority intelligence requirements (PIR) and other intelligence requirements obtained by OPFOR patrols indicate that the enemy elements are establishing defensive positions. The OPFOR element has automatic and antiarmor weapons and light mortars.

**STANDARD:** The OPFOR element disrupts and delays the enemy's defensive preparations. 1. Locates and penetrates the enemy's security system. 2. Forces the enemy to delay defensive preparations. 3. Disrupts the enemy's obstacle preparations.

**TASK:** Disrupt Quartering Party Operations (5-OPFOR-0017)

**CONDITION:** The enemy is conducting quartering party operations. It has established an assembly area (AA) but has not moved in the main body.

**STANDARD:** The opposing forces (OPFOR) element attempts to disrupt quartering party operations and infiltrate the enemy's AA. 1. Locates the quartering party and the AA. 2. Surprises the main body. 3. Penetrates the AA with squad-size probes. 4. Inflicts personnel casualties and vehicle damage. 5. Disrupts the unit's preparations (prevents or delays beyond the unit's allotted time).

**TASK:** Disrupt Enemy Movement and Operations Using Tactical Nuclear Weapons (5-OPFOR-0016)

**CONDITION:** The opposing forces (OPFOR) element has located the enemy. Priority intelligence requirements (PIR) and other intelligence requirements have been obtained by OPFOR patrols. Tactical nuclear weapons are employed against key locations in the rear area.

**STANDARD:** The OPFOR element disrupts enemy movement and operations. 1. Disrupts or delays the movement of the enemy's equipment and supplies to the forward areas. 2. Destroys enemy equipment and supplies. 3. Inflicts a high rate of nuclear casualties among the enemy forces. 4. Denies the enemy the use of specified areas. 5. Contaminates the enemy's equipment and supplies.

**TASK:** Disrupt Enemy Movement and Operations Using Persistent and Nonpersistent Chemical Weapons (5-OPFOR-0015)

**CONDITION:** The opposing forces (OPFOR) element has located the enemy. Priority intelligence requirements (PIR) and other intelligence requirements have been obtained by OPFOR patrols. The OPFOR units deliver chemical agents, by means of conventional artillery weapons or aircraft, along selected supply routes and key bases in the rear area.

**STANDARD:** The OPFOR element disrupts enemy movement and operations using persistent and nonpersistent chemical weapons. 1. Delivers chemical agents in low and densely wooded areas. 2. Delays the movement of enemy supplies and equipment to the forward areas. 3. Restricts the movement of the enemy units in the rear area. 4. Channels the movement of enemy units into predesignated ambush areas. 5. Contaminates enemy supplies and equipment. 6. Inflicts a high rate of casualties on enemy forces.

**TASK:** Disrupt Assembly Area (AA) Activities (5-OPFOR-0013)

**CONDITION:** Intelligence reports indicate that platoon- and company-size enemy units are operating in the opposing forces (OPFOR) area of operations. Enemy units can defend from AAs with direct fire, antiarmor weapons, and indirect fire. The enemy has close air support (CAS) and nuclear, biological, and chemical (NBC) capabilities.

**STANDARD:** The OPFOR element locates and disrupts the enemy's AA activities. 1. Locates the element's AA. 2. Probes the AA with squad- or team-size elements. 3. Inflicts more than 5 percent casualties on the element. 4. Disrupts the element's preparations (prevents or delays beyond the element's allotted time).

**TASK:** Counter Passage of Lines (5-OPFOR-0012)

**CONDITION:** Enemy forces are in defensive positions, but they are expected to attempt passage-of-lines operations. The opposing forces (OPFOR) received orders to disrupt enemy passage-of-lines operations.

**STANDARD:** The OPFOR element delays or prevents enemy passage of lines. 1. Delays the passage. 2. Prevents the company from moving all personnel through the stationary unit. 3. Engages the main body of either the moving or the stationary unit.

**TASK:** Disrupt Movement (5-OPFOR-0014)

**CONDITION:** The enemy is expected to move through the opposing forces (OPFOR) element's area of operations. The OPFOR element has received an operation order (OPORD) or fragmentary order (FRAGO) to disrupt enemy movement. The enemy has the capability to defend with direct fire and antiarmor weapons.

**STANDARD:** The OPFOR element delays enemy movement. 1. Delays the element. 2. Forces the element to deviate from its route. 3. Prevents the element from reaching its destination. 4. Surprises the element's main body.

**TASK:** Conduct Sniper Operations (5-OPFOR-0006)

**CONDITION:** The opposing forces (OPFOR) element has assigned snipers (regular or irregular elements) in the enemy's rear area along the main supply route (MSR) and near support sites.

**STANDARD:** The OPFOR element kills or wounds targets. 1. Sets up a well-concealed location. 2. Engages vehicle drivers or personnel on foot with short bursts of semiautomatic fire. 3. Kills or wounds selected targets. 4. Prevents the position from being discovered by enemy forces. 5. Evacuates the area without being spotted. 6. Reports all specified priority intelligence requirements (PIR) and other intelligence requirements to the OPFOR headquarters (HQ).

**TASK:** Conduct Air Attacks (5-OPFOR-0002)

**CONDITION:** The opposing forces (OPFOR) element in the rear area has forwarded the positions of the enemy support sites or the locations of moving elements. The OPFOR aircraft have been dispatched to attack enemy installations or convoys.

**STANDARD:** The OPFOR element attempts to delay, disrupt, or damage the enemy targets by air. 1. Locates the target (support sites or convoys). 2. Makes attack runs on the designated targets. 3. Inflicts heavy damage to the selected target. 4. Sustains no loss of aircraft. 5. Delays moving the force for more than one hour.

**ELEMENTS:** Company  
 Company Headquarters  
 Maintenance Section  
 Three Engineer Platoon Headquarters  
 Nine Engineer Squads  
 Assault and Obstacle Platoon Headquarters  
 Obstacle Section  
 Three Assault Sections

**TASK:** React to Contact (05-3-7122)  
 (FM 7-7) (FM 101-5-1) (FM 17-95)  
 (FM 5-10)

**ITERATION:** 1 2 3 4 5 M (Circle)

**COMMANDER/LEADER ASSESSMENT:** T P U (Circle)

**CONDITIONS:** The platoon, moving mounted or dismounted, makes visual contact with the enemy or encounters enemy fire. Digital units have performed functionality checks, and systems are operational. Some iterations of this task should be performed in MOPP4.

**TASK STANDARDS:** The element returns fire within 3 seconds, locates and engages the enemy with well-aimed fire within 3 more seconds, and causes at least one enemy casualty. The leader can point out at least one-half of the enemy positions and identify the types of weapons, such as small arms or light machine guns. Digital units send and receive reports via frequency-modulated (FM) or digital means. The time required to perform this task is increased when conducting it in mission-oriented protection posture (MOPP) 4.

TASK STEPS AND PERFORMANCE MEASURES	GO	NO-GO
<p>1. The element makes visual contact with the enemy, evaluates the situation, and determines a course of action (COA).                      NOTE: Digital units populate the Force XXI Battle Command Brigade and Below (FBCB2) System with enemy locations to update situational awareness and the common operational picture as the situation permits.</p> <p>* 2. The element leader chooses to bypass the enemy if it is not a threat and the mission is not impeded.</p> <p>* 3. The element leader gives the order to conduct fire and movement if the enemy is a threat or the mission is impeded.</p> <p>4. The element reacts to enemy fire.</p> <ul style="list-style-type: none"> <li>a. Took cover immediately and returned fire within 3 seconds.</li> <li>b. Located actual or suspected enemy positions and engaged them with well-aimed fire within 3 more seconds.</li> <li>c. Made contact (visual or verbal) with the element members on their left and right.</li> </ul> <p>* 5. The element leader communicates with the element members.</p> <ul style="list-style-type: none"> <li>a. Relayed commands and signals to the squad leaders.</li> <li>b. Made frequent visual contact with the squad leaders.</li> </ul> <p>* 6. The squad leaders communicate with the squad members.</p> <ul style="list-style-type: none"> <li>a. Checked the status of the squad members either visually or verbally.</li> <li>b. Relayed commands and signals from the element leader.</li> </ul>		

TASK STEPS AND PERFORMANCE MEASURES	GO	NO-GO
<p>* 7. The element leader evaluates the situation and determines the COA.</p> <p>a. Used an assault element to attack the objective by using fire and movement if the enemy was outnumbered or the mission was impeded.</p> <p>b. Gave the order to disengage to defend from another battle position, prepared a counterattack, withdrew, or continued the mission if the element was outnumbered.</p> <p>* 8. The element leader sends a spot report (SPOTREP) and includes enemy contact and casualty information.</p> <p>NOTE: Digital units send a SPOTREP using FM or digital means according to the standard operating procedure (SOP).</p>		

TASK PERFORMANCE / EVALUATION SUMMARY BLOCK							
ITERATION	1	2	3	4	5	M	TOTAL
TOTAL TASK STEPS EVALUATED							
TOTAL TASK STEPS "GO"							
TRAINING STATUS "GO"/"NO-GO"							

"\*" indicates a leader task step.

#### SUPPORTING INDIVIDUAL TASKS

Task Number	Task Title	References
071-311-2007	Engage Targets with an M16A1or M16A2 Rifle	STP 21-1-SMCT
071-311-2025	Maintain an M16A1or M16A2 Rifle	STP 21-1-SMCT
071-311-2026	Perform a Function Check on an M16A1or M16A2 Rifle	STP 21-1-SMCT
071-311-2027	Load an M16A1or M16A2 Rifle	STP 21-1-SMCT
071-311-2028	Unload an M16A1or M16A2 Rifle	STP 21-1-SMCT
071-311-2029	Correct Malfunctions of an M16A1or M16A2 Rifle	STP 21-1-SMCT
071-325-4401	Perform Safety Checks on Hand Grenades	STP 21-1-SMCT
071-325-4407	Employ Hand Grenades	STP 21-1-SMCT
071-326-0502	Move Under Direct Fire	STP 21-1-SMCT
071-326-0510	React to Indirect Fire While Dismounted	STP 21-1-SMCT

**SUPPORTING COLLECTIVE TASKS: NONE**

#### OPFOR TASKS AND STANDARDS

**TASK:** Conduct an Attack (5-OPFOR-0008)

**CONDITION:** The enemy is conducting tactical operations. The opposing forces (OPFOR) element receives orders to attack the enemy, the area of occupation, or the main supply route (MSR) with smoke.

**STANDARD:** The OPFOR element disrupts the enemy's movement and smoke operations. 1. Determines the delivery method of the smoke attack. 2. Locates the target. 3. Delivers the smoke attack downwind. 4. Attacks the enemy with smoke, and surge attacks when the enemy responds to the smoke.

**TASK:** Conduct a Raid (5-OPFOR-0004)

**CONDITION:** The opposing forces (OPFOR) element has occupied an objective rally point and has orders to conduct a raid on a combat service support (CSS) base.

**STANDARD:** The OPFOR element infiltrates the enemy's base and destroys all of the targets. 1. Surprises the enemy forces. 2. Assaults the support base and accomplishes the assigned tasks. 3. Destroys the specified equipment and supplies. 4. Avoids being decisively engaged. 5. Withdraws all personnel from the objective areas within the time prescribed. 6. Obtains all priority intelligence requirements (PIR) from the raid site. 7. Sustains only light casualties from enemy fire.

**TASK:** Conduct an Aerial Reconnaissance (5-OPFOR-0010)

**CONDITION:** The opposing forces (OPFOR) headquarters (HQ) element requires intelligence on the locations and identification of enemy elements. An aircraft is dispatched to take photographs and make a visual inspection of the enemy rear area.

**STANDARD:** The OPFOR element gathers photograph intelligence of the enemy. 1. Photographs the assigned sectors. 2. Makes quick visual checks where the ceiling is low. 3. Locates enemy positions in the area, particularly support and storage bases, and command and control (C2) facilities. 4. Sustains no loss of aircraft. 5. Reports priority intelligence requirements (PIR) and other information requirements to the OPFOR HQ.

**TASK:** Disrupt Construction of Vehicle Fighting Positions (5-OPFOR-0020)

**CONDITION:** The opposing forces (OPFOR) element has located the enemy. The priority intelligence requirements (PIR) and other intelligence obtained by OPFOR patrols indicate the enemy is constructing vehicle fighting positions within its defensive area. The OPFOR element has automatic and antiarmor weapons and light mortars.

**STANDARD:** The OPFOR element attempts to disrupt the enemy's efforts to establish vehicle fighting positions. 1. Locates the defensive area. 2. Surprises the main body. 3. Penetrates the defensive area with squad-size probes. 4. Inflicts casualties on the unit. 5. Destroys vehicles. 6. Disrupts the unit's preparations (prevents or delays beyond the unit's allotted time).

**TASK:** Defeat Obstacles (5-OPFOR-0009)

**CONDITION:** The opposing forces (OPFOR) element encounters an obstacle that blocks the avenue of approach as it advances upon the enemy forces.

**STANDARD:** The OPFOR element bypasses or breaches the enemy obstacle. 1. Detects the obstacle before halting its main body. 2. Defeats the obstacle. a. Bypasses the obstacle without entering the engagement areas. b. Breaches the obstacle within 45 minutes and passes its entire force through the obstacle. 3. Does not incur degradation to the point that the mission must be discontinued.

**TASK:** Disrupt an Engineer Reconnaissance (5-OPFOR-0022)

**CONDITION:** The enemy is conducting an engineer reconnaissance. The opposing forces (OPFOR) element is positioned along the enemy's route.



**STANDARD:** The OPFOR element disrupts an engineer reconnaissance. 1. Prevents the unit from meeting its specified time schedule. 2. Forces the unit to deviate from its specified route. 3. Prevents the unit from accomplishing its assigned engineer reconnaissance. 4. Surprises the unit conducting the reconnaissance.

**TASK:** Conduct an Ambush (5-OPFOR-0007)

**CONDITION:** The enemy is moving in a convoy. The opposing forces (OPFOR) element is positioned along the enemy's route.

**STANDARD:** The OPFOR element inflicts casualties on the enemy and causes vehicle and equipment damage. 1. Prepares an ambush site before the element arrives. 2. Surprises march element forces. 3. Inflicts heavy casualties within the designated kill zone. 4. Inflicts heavy damage to vehicles and equipment within the designated kill zone. 5. Delays the march element from reaching a specified destination for a specified period of time. 6. Withdraws on order. 7. Sustains no casualties. 8. Reports actions to superiors.

**TASK:** Conduct Terrorist and Saboteur Attacks (5-OPFOR-0005)

**CONDITION:** The opposing forces (OPFOR) element dispatches small teams into the enemy's rear area to disrupt combat service support (CSS) operations.

**STANDARD:** The enemy sustains disrupted command and control (C2), destroyed equipment and supplies, and light casualties. 1. Locates rear support bases and C2 facilities. 2. Delays and disrupts CSS operations through probes. 3. Infiltrates CSS bases to conduct sabotage and terrorist activities. 4. Inflicts light casualties. 5. Destroys supplies and equipment.

**TASK:** Maintain Contact (5-OPFOR-0003)

**CONDITION:** The opposing forces (OPFOR) element is engaged with enemy base defense forces. The enemy forces are withdrawing under pressure.

**STANDARD:** The OPFOR element maintains enemy contact while the enemy withdraws. 1. Engages the enemy forces decisively. 2. Advances the OPFOR as the enemy forces withdraw. 3. Inflicts heavy casualties. 4. Captures the members of the enemy force. 5. Captures documents and equipment. 6. Safeguards captured documents, equipment, and personnel.

**TASK:** Disrupt a Route Reconnaissance (5-OPFOR-0021)

**CONDITION:** The enemy is conducting a route reconnaissance. The opposing forces (OPFOR) element is positioned along the enemy's route.

**STANDARD:** The OPFOR element attempts to disrupt a squad/section conducting a route reconnaissance. 1. Prevents the unit from meeting its specified time schedule. 2. Forces the unit to deviate from its specified route. 3. Prevents the unit from reaching its assigned destination. 4. Surprises the squad/section. 5. Inflicts casualties on the unit.

**TASK:** Disrupt a Net Control Station (NCS) (5-OPFOR-0019)

**CONDITION:** The enemy has established a NCS. The opposing forces (OPFOR) element has radio and jamming equipment.

**STANDARD:** The OPFOR element attempts to disrupt an NCS. 1. Attempts to locate the radio frequency that the unit is operating on. 2. Attempts to enter the radio net. 3. Attempts to issue "bogus" orders to a unit on the net. 4. Jams the radio frequency and forces the unit to go to an alternate frequency.

**TASK:** Disrupt Defensive Preparations (5-OPFOR-0018)

**CONDITION:** The opposing forces (OPFOR) element has located the enemy. Priority intelligence requirements (PIR) and other intelligence requirements obtained by OPFOR patrols indicate that the enemy elements are establishing defensive positions. The OPFOR element has automatic and antiarmor weapons and light mortars.

**STANDARD:** The OPFOR element disrupts and delays the enemy's defensive preparations. 1. Locates and penetrates the enemy's security system. 2. Forces the enemy to delay defensive preparations. 3. Disrupts the enemy's obstacle preparations.

**TASK:** Disrupt Quartering Party Operations (5-OPFOR-0017)

**CONDITION:** The enemy is conducting quartering party operations. It has established an assembly area (AA) but has not moved in the main body.

**STANDARD:** The opposing forces (OPFOR) element attempts to disrupt quartering party operations and infiltrate the enemy's AA. 1. Locates the quartering party and the AA. 2. Surprises the main body. 3. Penetrates the AA with squad-size probes. 4. Inflicts personnel casualties and vehicle damage. 5. Disrupts the unit's preparations (prevents or delays beyond the unit's allotted time).

**TASK:** Disrupt Enemy Movement and Operations Using Tactical Nuclear Weapons (5-OPFOR-0016)

**CONDITION:** The opposing forces (OPFOR) element has located the enemy. Priority intelligence requirements (PIR) and other intelligence requirements have been obtained by OPFOR patrols. Tactical nuclear weapons are employed against key locations in the rear area.

**STANDARD:** The OPFOR element disrupts enemy movement and operations. 1. Disrupts or delays the movement of the enemy's equipment and supplies to the forward areas. 2. Destroys enemy equipment and supplies. 3. Inflicts a high rate of nuclear casualties among the enemy forces. 4. Denies the enemy the use of specified areas. 5. Contaminates the enemy's equipment and supplies.

**TASK:** Disrupt Enemy Movement and Operations Using Persistent and Nonpersistent Chemical Weapons (5-OPFOR-0015)

**CONDITION:** The opposing forces (OPFOR) element has located the enemy. Priority intelligence requirements (PIR) and other intelligence requirements have been obtained by OPFOR patrols. The OPFOR units deliver chemical agents, by means of conventional artillery weapons or aircraft, along selected supply routes and key bases in the rear area.

**STANDARD:** The OPFOR element disrupts enemy movement and operations using persistent and nonpersistent chemical weapons. 1. Delivers chemical agents in low and densely wooded areas. 2. Delays the movement of enemy supplies and equipment to the forward areas. 3. Restricts the movement of the enemy units in the rear area. 4. Channels the movement of enemy units into predesignated ambush areas. 5. Contaminates enemy supplies and equipment. 6. Inflicts a high rate of casualties on enemy forces.

**TASK:** Counter Passage of Lines (5-OPFOR-0012)

**CONDITION:** Enemy forces are in defensive positions, but they are expected to attempt passage-of-lines operations. The opposing forces (OPFOR) received orders to disrupt enemy passage-of-lines operations.

**STANDARD:** The OPFOR element delays or prevents enemy passage of lines. 1. Delays the passage. 2. Prevents the company from moving all personnel through the stationary unit. 3. Engages the main body of either the moving or the stationary unit.

**TASK:** Disrupt Movement (5-OPFOR-0014)

**CONDITION:** The enemy is expected to move through the opposing forces (OPFOR) element's area of operations. The OPFOR element has received an operation order (OPORD) or fragmentary order (FRAGO) to disrupt enemy movement. The enemy has the capability to defend with direct fire and antiarmor weapons.

**STANDARD:** The OPFOR element delays enemy movement. 1. Delays the element. 2. Forces the element to deviate from its route. 3. Prevents the element from reaching its destination. 4. Surprises the element's main body.

**TASK:** Disrupt Assembly Area (AA) Activities (5-OPFOR-0013)

**CONDITION:** Intelligence reports indicate that platoon- and company-size enemy units are operating in the opposing forces (OPFOR) area of operations. Enemy units can defend from AAs with direct fire, antiarmor weapons, and indirect fire. The enemy has close air support (CAS) and nuclear, biological, and chemical (NBC) capabilities.

**STANDARD:** The OPFOR element locates and disrupts the enemy's AA activities. 1. Locates the element's AA. 2. Probes the AA with squad- or team-size elements. 3. Inflicts more than 5 percent casualties on the element. 4. Disrupts the element's preparations (prevents or delays beyond the element's allotted time).

**TASK:** Attack (5-OPFOR-0001)

**CONDITION:** The opposing forces (OPFOR) element has located the enemy. The priority intelligence requirements (PIR) and other intelligence requirements have been obtained by OPFOR patrols. The OPFOR element has automatic and antiarmor weapons and light mortars.

**STANDARD:** The OPFOR element attempts to seize the terrain, vehicles, or equipment. 1. Develops an attack plan. 2. Surprises the enemy unit's main body. 3. Initiates the attack using a scheme of maneuver that exploits the enemy's flanks, gaps, and weaknesses. 4. Uses covered and concealed routes to approach the enemy forces' flanks, gaps, or weakly held areas. 5. Employs indirect fire to support the attack. 6. Penetrates enemy defenses. 7. Destroys equipment and supplies. 8. Inflicts heavy casualties. 9. Isolates the combat service support (CSS) base by blocking reinforcements. 10. Forces enemy units to displace. 11. Avoids being fixed in one position. 12. Withdraws before the CSS base is reinforced with tactical combat forces.

**TASK:** Surrender to the Capturing Unit on the Battlefield (5-OPFOR-0024)

**CONDITION:** The enemy has captured the opposing forces (OPFOR) element's soldiers, documents, and equipment sensitive to the OPFOR tactical operations.

**STANDARD:** The OPFOR soldiers retain or destroy documents and equipment. The OPFOR element surrenders documents and equipment of no tactical use to the enemy and attempts to conceal or destroy items of tactical value. The OPFOR element attempts escape and evasion. 1. Prevents the successful capture of documents and equipment. 2. Destroys documents and equipment. 3. Removes identifying markings from equipment. 4. Removes unit-identifying insignia. 5. Provides misleading information. 6. Plans an escape. 7. Delays movement to the nearest collection point. 8. Prevents safeguarding of enemy prisoners of war (EPWs) in order to cause embarrassment to the United States (US).

**TASK:** Conduct Air Attacks (5-OPFOR-0002)

**CONDITION:** The opposing forces (OPFOR) element in the rear area has forwarded the positions of the enemy support sites or the locations of moving elements. The OPFOR aircraft have been dispatched to attack enemy installations or convoys.

**STANDARD:** The OPFOR element attempts to delay, disrupt, or damage the enemy targets by air. 1. Locates the target (support sites or convoys). 2. Makes attack runs on the designated targets. 3. Inflicts heavy damage to the selected target. 4. Sustains no loss of aircraft. 5. Delays moving the force for more than one hour.

**TASK:** Conduct Sniper Operations (5-OPFOR-0006)

**CONDITION:** The opposing forces (OPFOR) element has assigned snipers (regular or irregular elements) in the enemy's rear area along the main supply route (MSR) and near support sites.

**STANDARD:** The OPFOR element kills or wounds targets. 1. Sets up a well-concealed location. 2. Engages vehicle drivers or personnel on foot with short bursts of semiautomatic fire. 3. Kills or wounds selected targets. 4. Prevents the position from being discovered by enemy forces. 5. Evacuates the area without being spotted. 6. Reports all specified priority intelligence requirements (PIR) and other intelligence requirements to the OPFOR headquarters (HQ).

**TASK:** Defend a Minefield (5-OPFOR-0023)

**CONDITION:** The enemy is conducting a minefield sweeping operation. The opposing forces (OPFOR) element has a minefield placed in the enemy's path. The minefield is under constant observation and fire.

**STANDARD:** The OPFOR element defends a minefield against an enemy element conducting a minefield sweeping operation. 1. Prevents the unit from detecting the obstacle. 2. Disrupts the minefield sweeping operation. 3. Prevents the unit from conducting the minefield sweeping operation, prevents the unit from moving all personnel through the breach, or delays the completion of the minefield sweeping operation for more than 45 minutes.

- ELEMENTS:** Company  
 Company Headquarters  
 Maintenance Section  
 Three Engineer Platoon Headquarters  
 Nine Engineer Squads  
 Assault and Obstacle Platoon Headquarters  
 Obstacle Section  
 Three Assault Sections  
 Regimental Engineer Section  
 Combat Medical Section

**TASK:** React to Indirect Fire (07-1-1923.05-T01A)  
 (FM 7-7) (FM 7-10) (FM 7-7J)  
 (FM 7-8)

**ITERATION:** 1 2 3 4 5 M (Circle)  
**COMMANDER/LEADER ASSESSMENT:** T P U (Circle)

**CONDITIONS:** The element is moving, halted, or occupying a defensive position. Any member of the platoon gives the alert, "Incoming!" or a round impacts on or near their location. Some iterations of this task should be performed in MOPP4.

**TASK STANDARDS:** Within 2 seconds of the alert, the leader designates the direction and the distance to move. The platoon moves to the specified location. The time required to perform this task is increased when conducting it in mission-oriented protection posture (MOPP) 4.

TASK STEPS AND PERFORMANCE MEASURES	GO	NO-GO
<ol style="list-style-type: none"> <li>1. The element reacts to indirect fire while moving mounted.                             <ol style="list-style-type: none"> <li>a. The element leader gave the direction and distance to move; for example, "3 o'clock, 200 meters."</li> <li>b. Vehicle commanders repeated the "Incoming!" alert to squad personnel.                                     <ol style="list-style-type: none"> <li>(1) Personnel closed all hatches.</li> <li>(2) Drivers moved rapidly out of the impact area in the direction ordered by the leader.</li> </ol> </li> </ol> </li> <li>2. The element reacts to indirect fire while moving dismounted.                             <ol style="list-style-type: none"> <li>a. Ensured that if vehicles with mounted weapons were available, the vehicles--                                     <ol style="list-style-type: none"> <li>(1) Halted as close as possible to the dismounted team, allowing personnel to mount.</li> <li>(2) Moved rapidly out of the impact area in the direction ordered by the squad leader.</li> </ol> </li> <li>b. Ensured that if vehicles were not available, dismounted personnel kept low and ran out of the impact area in the direction and at the distance ordered by the squad leader.</li> </ol> </li> <li>3. The element reacts to indirect fire when in a defensive position.                             <ol style="list-style-type: none"> <li>a. Moved the vehicles immediately out of the impact area to alternate positions.</li> <li>b. Protected personnel by having each one go under the overhead cover of their fighting positions, if dismounted.</li> </ol> </li> <li>4. Element members move to designated rally points according to the element's operation order (OPORD).</li> </ol>		

TASK STEPS AND PERFORMANCE MEASURES	GO	NO-GO
5. The element establishes immediate security at the designated rally point. 6. The element consolidates and reorganizes. * 7. The element leader submits a shelling report (SHELREP) or a mortar bombing report (MORTREP) to higher headquarters (HQ). NOTE: Digital units send the SHELREP using frequency-modulated (FM) or digital means or the Force XXI Battle Command Brigade and Below (FBCB2) System according to the unit's tactical standing operating procedure (TACSOP).		

TASK PERFORMANCE / EVALUATION SUMMARY BLOCK							
ITERATION	1	2	3	4	5	M	TOTAL
TOTAL TASK STEPS EVALUATED							
TOTAL TASK STEPS "GO"							
TRAINING STATUS "GO"/"NO-GO"							

"\*" indicates a leader task step.

**SUPPORTING INDIVIDUAL TASKS: NONE**

**SUPPORTING COLLECTIVE TASKS**

Task Number	Task Title	References
05-2-1218	Conduct Report Procedures	ARTEP 5-026-34-MTP ARTEP 5-027-10-MTP ARTEP 5-053-11-MTP ARTEP 5-053-12-MTP ARTEP 5-053-35-MTP ARTEP 5-063-10-MTP ARTEP 5-063-11-MTP ARTEP 5-063-35-MTP ARTEP 5-113-11-MTP ARTEP 5-113-12-MTP ARTEP 5-113-35-MTP ARTEP 5-156-34-MTP ARTEP 5-157-10-MTP ARTEP 5-216-34-MTP ARTEP 5-217-10-MTP ARTEP 5-335-60-MTP ARTEP 5-335-65-MTP ARTEP 5-337-10-MTP ARTEP 5-337-35-MTP ARTEP 5-423-11-MTP ARTEP 5-424-35-MTP ARTEP 5-426-34-MTP ARTEP 5-427-10-MTP ARTEP 5-434-35-MTP ARTEP 5-435-67-MTP ARTEP 5-437-10-MTP ARTEP 5-437-11-MTP

**SUPPORTING COLLECTIVE TASKS**

<b>Task Number</b>	<b>Task Title</b>	<b>References</b>
		ARTEP 5-437-36-MTP
		ARTEP 5-437-38-MTP
		ARTEP 5-446-34-MTP
		ARTEP 5-446-36-MTP
		ARTEP 5-447-10-MTP
		ARTEP 5-447-11-MTP
		ARTEP 5-463-10-MTP
		ARTEP 5-463-12-MTP
		ARTEP 5-463-15-MTP
		ARTEP 5-463-17-MTP
		ARTEP 5-603-35-MTP

**OPFOR TASKS AND STANDARDS**

**TASK:** Disrupt Enemy Movement and Operations Using Persistent and Nonpersistent Chemical Weapons (5-OPFOR-0015)

**CONDITION:** The opposing forces (OPFOR) element has located the enemy. Priority intelligence requirements (PIR) and other intelligence requirements have been obtained by OPFOR patrols. The OPFOR units deliver chemical agents, by means of conventional artillery weapons or aircraft, along selected supply routes and key bases in the rear area.

**STANDARD:** The OPFOR element disrupts enemy movement and operations using persistent and nonpersistent chemical weapons. 1. Delivers chemical agents in low and densely wooded areas. 2. Delays the movement of enemy supplies and equipment to the forward areas. 3. Restricts the movement of the enemy units in the rear area. 4. Channels the movement of enemy units into predesignated ambush areas. 5. Contaminates enemy supplies and equipment. 6. Inflicts a high rate of casualties on enemy forces.

**TASK:** Disrupt a Route Reconnaissance (5-OPFOR-0021)

**CONDITION:** The enemy is conducting a route reconnaissance. The opposing forces (OPFOR) element is positioned along the enemy's route.

**STANDARD:** The OPFOR element attempts to disrupt a squad/section conducting a route reconnaissance. 1. Prevents the unit from meeting its specified time schedule. 2. Forces the unit to deviate from its specified route. 3. Prevents the unit from reaching its assigned destination. 4. Surprises the squad/section. 5. Inflicts casualties on the unit.

**TASK:** Conduct a Raid (5-OPFOR-0004)

**CONDITION:** The opposing forces (OPFOR) element has occupied an objective rally point and has orders to conduct a raid on a combat service support (CSS) base.

**STANDARD:** The OPFOR element infiltrates the enemy's base and destroys all of the targets. 1. Surprises the enemy forces. 2. Assaults the support base and accomplishes the assigned tasks. 3. Destroys the specified equipment and supplies. 4. Avoids being decisively engaged. 5. Withdraws all personnel from the objective areas within the time prescribed. 6. Obtains all priority intelligence requirements (PIR) from the raid site. 7. Sustains only light casualties from enemy fire.

**TASK:** Conduct an Aerial Reconnaissance (5-OPFOR-0010)

**CONDITION:** The opposing forces (OPFOR) headquarters (HQ) element requires intelligence on the locations and identification of enemy elements. An aircraft is dispatched to take photographs and make a visual inspection of the enemy rear area.

**STANDARD:** The OPFOR element gathers photograph intelligence of the enemy. 1. Photographs the assigned sectors. 2. Makes quick visual checks where the ceiling is low. 3. Locates enemy positions in the area, particularly support and storage bases, and command and control (C2) facilities. 4. Sustains no loss of aircraft. 5. Reports priority intelligence requirements (PIR) and other information requirements to the OPFOR HQ.

**TASK:** Defeat Obstacles (5-OPFOR-0009)

**CONDITION:** The opposing forces (OPFOR) element encounters an obstacle that blocks the avenue of approach as it advances upon the enemy forces.

**STANDARD:** The OPFOR element bypasses or breaches the enemy obstacle. 1. Detects the obstacle before halting its main body. 2. Defeats the obstacle. a. Bypasses the obstacle without entering the engagement areas. b. Breaches the obstacle within 45 minutes and passes its entire force through the obstacle. 3. Does not incur degradation to the point that the mission must be discontinued.

**TASK:** Conduct an Attack (5-OPFOR-0008)

**CONDITION:** The enemy is conducting tactical operations. The opposing forces (OPFOR) element receives orders to attack the enemy, the area of occupation, or the main supply route (MSR) with smoke.

**STANDARD:** The OPFOR element disrupts the enemy's movement and smoke operations. 1. Determines the delivery method of the smoke attack. 2. Locates the target. 3. Delivers the smoke attack downwind. 4. Attacks the enemy with smoke, and surge attacks when the enemy responds to the smoke.

**TASK:** Disrupt Construction of Vehicle Fighting Positions (5-OPFOR-0020)

**CONDITION:** The opposing forces (OPFOR) element has located the enemy. The priority intelligence requirements (PIR) and other intelligence obtained by OPFOR patrols indicate the enemy is constructing vehicle fighting positions within its defensive area. The OPFOR element has automatic and antiarmor weapons and light mortars.

**STANDARD:** The OPFOR element attempts to disrupt the enemy's efforts to establish vehicle fighting positions. 1. Locates the defensive area. 2. Surprises the main body. 3. Penetrates the defensive area with squad-size probes. 4. Inflicts casualties on the unit. 5. Destroys vehicles. 6. Disrupts the unit's preparations (prevents or delays beyond the unit's allotted time).

**TASK:** Disrupt an Engineer Reconnaissance (5-OPFOR-0022)

**CONDITION:** The enemy is conducting an engineer reconnaissance. The opposing forces (OPFOR) element is positioned along the enemy's route.

**STANDARD:** The OPFOR element disrupts an engineer reconnaissance. 1. Prevents the unit from meeting its specified time schedule. 2. Forces the unit to deviate from its specified route. 3. Prevents the unit from accomplishing its assigned engineer reconnaissance. 4. Surprises the unit conducting the reconnaissance.

**TASK:** Conduct Terrorist and Saboteur Attacks (5-OPFOR-0005)

**CONDITION:** The opposing forces (OPFOR) element dispatches small teams into the enemy's rear area to disrupt combat service support (CSS) operations.



**STANDARD:** The enemy sustains disrupted command and control (C2), destroyed equipment and supplies, and light casualties. 1. Locates rear support bases and C2 facilities. 2. Delays and disrupts CSS operations through probes. 3. Infiltrates CSS bases to conduct sabotage and terrorist activities. 4. Inflicts light casualties. 5. Destroys supplies and equipment.

**TASK:** Defend a Minefield (5-OPFOR-0023)

**CONDITION:** The enemy is conducting a minefield sweeping operation. The opposing forces (OPFOR) element has a minefield placed in the enemy's path. The minefield is under constant observation and fire.

**STANDARD:** The OPFOR element defends a minefield against an enemy element conducting a minefield sweeping operation. 1. Prevents the unit from detecting the obstacle. 2. Disrupts the minefield sweeping operation. 3. Prevents the unit from conducting the minefield sweeping operation, prevents the unit from moving all personnel through the breach, or delays the completion of the minefield sweeping operation for more than 45 minutes.

**TASK:** Maintain Contact (5-OPFOR-0003)

**CONDITION:** The opposing forces (OPFOR) element is engaged with enemy base defense forces. The enemy forces are withdrawing under pressure.

**STANDARD:** The OPFOR element maintains enemy contact while the enemy withdraws. 1. Engages the enemy forces decisively. 2. Advances the OPFOR as the enemy forces withdraw. 3. Inflicts heavy casualties. 4. Captures the members of the enemy force. 5. Captures documents and equipment. 6. Safeguards captured documents, equipment, and personnel.

**TASK:** Conduct an Ambush (5-OPFOR-0007)

**CONDITION:** The enemy is moving in a convoy. The opposing forces (OPFOR) element is positioned along the enemy's route.

**STANDARD:** The OPFOR element inflicts casualties on the enemy and causes vehicle and equipment damage. 1. Prepares an ambush site before the element arrives. 2. Surprises march element forces. 3. Inflicts heavy casualties within the designated kill zone. 4. Inflicts heavy damage to vehicles and equipment within the designated kill zone. 5. Delays the march element from reaching a specified destination for a specified period of time. 6. Withdraws on order. 7. Sustains no casualties. 8. Reports actions to superiors.

**TASK:** Disrupt a Net Control Station (NCS) (5-OPFOR-0019)

**CONDITION:** The enemy has established a NCS. The opposing forces (OPFOR) element has radio and jamming equipment.

**STANDARD:** The OPFOR element attempts to disrupt an NCS. 1. Attempts to locate the radio frequency that the unit is operating on. 2. Attempts to enter the radio net. 3. Attempts to issue "bogus" orders to a unit on the net. 4. Jams the radio frequency and forces the unit to go to an alternate frequency.

**TASK:** Disrupt Defensive Preparations (5-OPFOR-0018)

**CONDITION:** The opposing forces (OPFOR) element has located the enemy. Priority intelligence requirements (PIR) and other intelligence requirements obtained by OPFOR patrols indicate that the enemy elements are establishing defensive positions. The OPFOR element has automatic and antiarmor weapons and light mortars.

**STANDARD:** The OPFOR element disrupts and delays the enemy's defensive preparations. 1. Locates and penetrates the enemy's security system. 2. Forces the enemy to delay defensive preparations. 3. Disrupts the enemy's obstacle preparations.

**TASK:** Disrupt Enemy Movement and Operations Using Tactical Nuclear Weapons (5-OPFOR-0016)

**CONDITION:** The opposing forces (OPFOR) element has located the enemy. Priority intelligence requirements (PIR) and other intelligence requirements have been obtained by OPFOR patrols. Tactical nuclear weapons are employed against key locations in the rear area.

**STANDARD:** The OPFOR element disrupts enemy movement and operations. 1. Disrupts or delays the movement of the enemy's equipment and supplies to the forward areas. 2. Destroys enemy equipment and supplies. 3. Inflicts a high rate of nuclear casualties among the enemy forces. 4. Denies the enemy the use of specified areas. 5. Contaminates the enemy's equipment and supplies.

**TASK:** Disrupt Quarters Party Operations (5-OPFOR-0017)

**CONDITION:** The enemy is conducting quarters party operations. It has established an assembly area (AA) but has not moved in the main body.

**STANDARD:** The opposing forces (OPFOR) element attempts to disrupt quarters party operations and infiltrate the enemy's AA. 1. Locates the quarters party and the AA. 2. Surprises the main body. 3. Penetrates the AA with squad-size probes. 4. Inflicts personnel casualties and vehicle damage. 5. Disrupts the unit's preparations (prevents or delays beyond the unit's allotted time).

**TASK:** Disrupt Movement (5-OPFOR-0014)

**CONDITION:** The enemy is expected to move through the opposing forces (OPFOR) element's area of operations. The OPFOR element has received an operation order (OPORD) or fragmentary order (FRAGO) to disrupt enemy movement. The enemy has the capability to defend with direct fire and antiarmor weapons.

**STANDARD:** The OPFOR element delays enemy movement. 1. Delays the element. 2. Forces the element to deviate from its route. 3. Prevents the element from reaching its destination. 4. Surprises the element's main body.

**TASK:** Counter Passage of Lines (5-OPFOR-0012)

**CONDITION:** Enemy forces are in defensive positions, but they are expected to attempt passage-of-lines operations. The opposing forces (OPFOR) received orders to disrupt enemy passage-of-lines operations.

**STANDARD:** The OPFOR element delays or prevents enemy passage of lines. 1. Delays the passage. 2. Prevents the company from moving all personnel through the stationary unit. 3. Engages the main body of either the moving or the stationary unit.

**TASK:** Disrupt Assembly Area (AA) Activities (5-OPFOR-0013)

**CONDITION:** Intelligence reports indicate that platoon- and company-size enemy units are operating in the opposing forces (OPFOR) area of operations. Enemy units can defend from AAs with direct fire, antiarmor weapons, and indirect fire. The enemy has close air support (CAS) and nuclear, biological, and chemical (NBC) capabilities.

**STANDARD:** The OPFOR element locates and disrupts the enemy's AA activities. 1. Locates the element's AA. 2. Probes the AA with squad- or team-size elements. 3. Inflicts more than 5 percent casualties on the element. 4. Disrupts the element's preparations (prevents or delays beyond the element's allotted time).

**TASK:** Attack (5-OPFOR-0001)

**CONDITION:** The opposing forces (OPFOR) element has located the enemy. The priority intelligence requirements (PIR) and other intelligence requirements have been obtained by OPFOR patrols. The OPFOR element has automatic and antiarmor weapons and light mortars.

**STANDARD:** The OPFOR element attempts to seize the terrain, vehicles, or equipment. 1. Develops an attack plan. 2. Surprises the enemy unit's main body. 3. Initiates the attack using a scheme of maneuver that exploits the enemy's flanks, gaps, and weaknesses. 4. Uses covered and concealed routes to approach the enemy forces' flanks, gaps, or weakly held areas. 5. Employs indirect fire to support the attack. 6. Penetrates enemy defenses. 7. Destroys equipment and supplies. 8. Inflicts heavy casualties. 9. Isolates the combat service support (CSS) base by blocking reinforcements. 10. Forces enemy units to displace. 11. Avoids being fixed in one position. 12. Withdraws before the CSS base is reinforced with tactical combat forces.

**TASK:** Conduct Sniper Operations (5-OPFOR-0006)

**CONDITION:** The opposing forces (OPFOR) element has assigned snipers (regular or irregular elements) in the enemy's rear area along the main supply route (MSR) and near support sites.

**STANDARD:** The OPFOR element kills or wounds targets. 1. Sets up a well-concealed location. 2. Engages vehicle drivers or personnel on foot with short bursts of semiautomatic fire. 3. Kills or wounds selected targets. 4. Prevents the position from being discovered by enemy forces. 5. Evacuates the area without being spotted. 6. Reports all specified priority intelligence requirements (PIR) and other intelligence requirements to the OPFOR headquarters (HQ).

**TASK:** Surrender to the Capturing Unit on the Battlefield (5-OPFOR-0024)

**CONDITION:** The enemy has captured the opposing forces (OPFOR) element's soldiers, documents, and equipment sensitive to the OPFOR tactical operations.

**STANDARD:** The OPFOR soldiers retain or destroy documents and equipment. The OPFOR element surrenders documents and equipment of no tactical use to the enemy and attempts to conceal or destroy items of tactical value. The OPFOR element attempts escape and evasion. 1. Prevents the successful capture of documents and equipment. 2. Destroys documents and equipment. 3. Removes identifying markings from equipment. 4. Removes unit-identifying insignia. 5. Provides misleading information. 6. Plans an escape. 7. Delays movement to the nearest collection point. 8. Prevents safeguarding of enemy prisoners of war (EPWs) in order to cause embarrassment to the United States (US).

**TASK:** Conduct Air Attacks (5-OPFOR-0002)

**CONDITION:** The opposing forces (OPFOR) element in the rear area has forwarded the positions of the enemy support sites or the locations of moving elements. The OPFOR aircraft have been dispatched to attack enemy installations or convoys.

**STANDARD:** The OPFOR element attempts to delay, disrupt, or damage the enemy targets by air. 1. Locates the target (support sites or convoys). 2. Makes attack runs on the designated targets. 3. Inflicts heavy damage to the selected target. 4. Sustains no loss of aircraft. 5. Delays moving the force for more than one hour.

**ELEMENTS:** Company Headquarters  
 Three Engineer Platoon Headquarters  
 Nine Engineer Squads  
 Assault and Obstacle Platoon Headquarters

**TASK:** Conduct Passage of Lines (Passing/Stationary) (07-2-1125.05-T01A)  
 (FM 7-10) (FM 7-92)

**ITERATION:** 1 2 3 4 5 M (Circle)  
**COMMANDER/LEADER ASSESSMENT:** T P U (Circle)

**CONDITIONS:** The company is required to conduct a passage of lines. Digital units have performed functionality checks, and systems are operational. The enemy can attack by air, indirect fire, and up to company-sized (mounted or dismounted) forces. The unit may be augmented with additional maneuver, combat support (CS), or combat service support (CSS) assets. Civilians, government agencies, nongovernmental organizations, and local and international media may be in the area. Rules of engagement (ROE) and rules of interaction (ROI) have been published. Some iterations of this task should be performed in MOPP4.

**TASK STANDARDS:** The company coordinates with the stationary unit, exchanges all required information, and reports results of the coordination. Digital units send and receive reports using frequency-modulated (FM) or digital means. The passage is conducted at the time specified in the operation order (OPORD). There is no compromise of security and battle handover is completed as specified. If available, the company uses digital equipment as necessary or as directed to accomplish the mission. No friendly unit suffers casualties or damage to equipment as a result of fratricide. The company complies with the ROE and the ROI. The time required to perform this task is increased when conducting it in mission-oriented protection posture (MOPP) 4.

TASK STEPS AND PERFORMANCE MEASURES	GO	NO-GO
<p>NOTE: The digital navigation system equipment allows constant situational awareness (SA) between elements conducting a linkup, passage of lines, or a relief operation (any operation that involves friendly units moving toward each other) to aid navigation and fratricide prevention. For example, a moving squad or vehicle can monitor the location of a stationary unit and linkup site using the position updates and digital graphics displayed on the digital display. The stationary unit can also monitor the moving unit's location as they move along the prescribed route to the linkup point by monitoring position updates on the digital display. As the moving force closes on the linkup site, the stationary force is more aware of their presence and location reducing the possibility of fratricide. The moving unit does the same type monitoring to reduce fratricide potential. Once the moving unit nears the linkup location, the stationary unit should challenge it. This may be done digitally, visually, or with audible sounds using any prearranged signals. For example, the stationary unit can give the moving unit a series of flashes using an infrared source during limited visibility. The moving force responds with a precoordinated number of flashes. The challenge and password is also used between the two units, digitally or verbally.</p> <p>* 1. The commander receives an OPORD from higher headquarters (HQ) and initiates planning and coordination for the operation.</p> <p>* 2. The passing-force commander meets the stationary unit commander and arranges for a specific time and location for coordinating the passage of respective companies (platoon leaders should be included).</p> <p>3. The element conducts command and control (C2) of the operations digitally.</p> <p>a. Maintained SA.</p>		

TASK STEPS AND PERFORMANCE MEASURES	GO	NO-GO
<ul style="list-style-type: none"> <li>b. Submitted reports and overlays.</li> <li>c. Directed movement, positioning, and fires.</li> <li>* 4. The leader, or his representative, coordinates the passage through and reentry of lines with the forward unit leader, or his representative, and gives him the-- <ul style="list-style-type: none"> <li>a. Unit's identification.</li> <li>b. Times of departure and return.</li> <li>c. Unit's area of operations (AO).</li> </ul> </li> <li>* 5. The stationary-unit commander provides the leader, or his representative, with-- <ul style="list-style-type: none"> <li>a. Terrain information.</li> <li>b. Known or suspected enemy positions.</li> <li>c. Likely enemy ambush sites.</li> <li>d. The latest enemy activity.</li> <li>e. Detailed information on friendly positions.</li> <li>f. Obstacle locations.</li> <li>g. The fire support plan.</li> <li>h. Support that the unit can provide; for example, fire support, litter teams, guides, communications, and a reaction force.</li> <li>i. Signal operation instructions (SOI) information, the signal plan, the reentry signal, the running password, and procedures to be used by the unit and guide during departure and reentry.</li> <li>j. Locations of the dismounting point (if needed) and the company's assembly area (AA), routes, and contact and passage points.</li> </ul> </li> <li>* 6. Leaders of the two units must plan for and coordinate the following: <ul style="list-style-type: none"> <li>a. Exchange of enemy intelligence.</li> <li>b. Reconnaissance of the position and routes.</li> <li>c. The passing unit's scheme of maneuver.</li> <li>d. Exchange of communication information.</li> <li>e. Recognition signals for the passage.</li> <li>f. Guides (down to squad level) and traffic control measures.</li> <li>g. Security measures for the passage.</li> <li>h. Fire support responsibilities and fire plans.</li> <li>i. Transfer of responsibility and actions on enemy contact during passage.</li> <li>j. CSS.</li> </ul> </li> <li>* 7. Leaders coordinate specific control measures for the passage, to include-- <ul style="list-style-type: none"> <li>a. Contact points.</li> <li>b. Passage routes and lanes.</li> <li>c. Passage points.</li> <li>d. Release points (RPs).</li> <li>e. AAs (rearward passage).</li> </ul> </li> <li>* 8. Leaders exchange call signs, frequencies, code words, signals, and challenge and passwords to be used at the battle handover line.</li> <li>* 9. During the reconnaissance, the commander and leaders physically locate-- <ul style="list-style-type: none"> <li>a. Passage routes and lanes.</li> <li>b. Passage points.</li> <li>c. Obstacle locations and safety lanes.</li> <li>d. RPs.</li> <li>e. AAs (for rearward passage).</li> <li>f. Contact points.</li> <li>g. Positions and actions of the stationary force during passage.</li> </ul> </li> </ul>		

TASK STEPS AND PERFORMANCE MEASURES	GO	NO-GO
<p>h. CS and CSS elements, command posts (CPs), observation posts (OPs), and Javelin and mortar positions.</p> <p>*10. Both leaders ensure that their reconnaissance and other activities do not reveal the operation to the enemy. Stationary unit activities are continued as normal throughout the passage and continued after transfer of responsibility for the zone or sector.</p> <p>*11. The leader, or his representative, checks with other leaders who will be operating in the same or adjacent areas, and they exchange any information that will assist them with their operations.</p> <p>12. The unit arrives and moves into a secure position as designated in the primary coordination meeting by the stationary company commander.</p> <p>*13. The leader issues a contingency plan before moving out to make final coordination.</p> <ul style="list-style-type: none"> <li>a. Briefed elements on what was happening and what was going to happen.</li> <li>b. Briefed elements on the ROE and the ROI.</li> <li>c. Confirmed the chain of command.</li> <li>d. Briefed actions to be taken on contact.</li> <li>e. Briefed actions to be taken in the absence of the leader.</li> <li>f. Provided the time schedule, suspenses, and any limits on actions.</li> </ul> <p>*14. The leader completes the final coordination according to Subtask 5 with the stationary unit leader, or his representative, at the CP.</p> <p>15. The company moves at the designated time to a covered and concealed position near the contact point.</p> <p>16. The elements link up with guides that lead the security element from the contact points through the passage lanes and passage points to the RPs.</p> <p>NOTE: The movement technique used may make the clearing team unnecessary; for example, bounding overwatch.</p> <p>17. The security element clears the area forward of the RPs to the first covered and concealed position.</p> <p>18. After the area is cleared, the company moves forward to the release points.</p> <p>19. Guides identify and account for all vehicles or personnel passing through the passage points, contact points, and RPs.</p> <p>20. The company is counted through the RPs by the executive officer (XO), the first sergeant (1SG), or a platoon sergeant (PSG).</p> <p>21. Passage movement is continuous, and both leaders collocate at a point to observe critical areas, make timely decisions during the passage, and facilitate passage of responsibility for battle handover.</p> <p>22. A security halt may be executed after the company has moved beyond the friendly unit's final protection fires (FPF).</p> <p>23. The XO, 1SG, or PSG does not move forward from the RP until the leader is sure that he will not have to withdraw through the passage point.</p> <p>24. The companies move rapidly through the passage lanes to an AA or a new overwatch position.</p>		

TASK STEPS AND PERFORMANCE MEASURES	GO	NO-GO
<p>25. The company complies with the ROE and the ROI.</p> <p>26. The company or platoon makes a reentry through lines.</p> <p style="padding-left: 20px;">a. The company halted and established security.</p> <p>NOTE: If in contact with the enemy, the company does not halt. The contact party or guides from the stationary unit lead the unit through the passage points or long-range recognition signals are used to keep moving.</p> <p style="padding-left: 20px;">b. The leader contacted the forward unit and informed it that his unit was ready to reenter.</p> <p>NOTE: The leader may remain outside friendly lines until daylight. Before reentry, if communications are not possible, a reconnaissance and security team contacts an OP, using the appropriate recognition signals or communication system. The OP then contacts the friendly unit leader. If no communications can be established and no OPs can be found, the leader directs a small security team to reconnoiter for the coordinated contact point.</p> <p style="padding-left: 20px;">c. When the message was acknowledged, the leader directed a security team to the contact point.</p> <p style="padding-left: 20px;">d. The security team established contact with the guide using far and near recognition signals.</p> <p style="padding-left: 20px;">e. The security team signaled the company forward or went back and led the company to the passage point.</p> <p style="padding-left: 20px;">f. The 1SG or XO and PSG counted and identified each platoon as it passed through the passage point.</p> <p style="padding-left: 20px;">g. The guides led the unit, without halting, to an AA behind the friendly unit.</p> <p style="padding-left: 20px;">h. The leader reported to the CP of the forward unit and gave the commander tactical information in the commander's area of responsibility.</p> <p style="padding-left: 20px;">i. The leader linked up with the platoon in the AA and then led the company back to a secure area for debriefing.</p> <p>27. The company or platoon conducts stationary unit activities.</p> <p style="padding-left: 20px;">a. Established and manned contact points.</p> <p style="padding-left: 20px;">b. Coordinated with the passing unit and exchanged information listed in Subtasks 3-7.</p> <p style="padding-left: 20px;">c. Selected guides to link up with the passing unit at the coordinated time.</p> <p style="padding-left: 20px;">d. Provided CS and CSS to the unit, if required.</p> <p>NOTE: Support may include evacuation of casualties, fire support, and resupply of fuel and ammunition.</p>		

TASK PERFORMANCE / EVALUATION SUMMARY BLOCK							
ITERATION	1	2	3	4	5	M	TOTAL
TOTAL TASK STEPS EVALUATED							
TOTAL TASK STEPS "GO"							
TRAINING STATUS "GO"/"NO-GO"							

"\*" indicates a leader task step.

**SUPPORTING INDIVIDUAL TASKS: NONE**

**SUPPORTING COLLECTIVE TASKS: NONE**

## **OPFOR TASKS AND STANDARDS**

**TASK:** Surrender to the Capturing Unit on the Battlefield (5-OPFOR-0024)

**CONDITION:** The enemy has captured the opposing forces (OPFOR) element's soldiers, documents, and equipment sensitive to the OPFOR tactical operations.

**STANDARD:** The OPFOR soldiers retain or destroy documents and equipment. The OPFOR element surrenders documents and equipment of no tactical use to the enemy and attempts to conceal or destroy items of tactical value. The OPFOR element attempts escape and evasion. 1. Prevents the successful capture of documents and equipment. 2. Destroys documents and equipment. 3. Removes identifying markings from equipment. 4. Removes unit-identifying insignia. 5. Provides misleading information. 6. Plans an escape. 7. Delays movement to the nearest collection point. 8. Prevents safeguarding of enemy prisoners of war (EPWs) in order to cause embarrassment to the United States (US).

**TASK:** Disrupt a Route Reconnaissance (5-OPFOR-0021)

**CONDITION:** The enemy is conducting a route reconnaissance. The opposing forces (OPFOR) element is positioned along the enemy's route.

**STANDARD:** The OPFOR element attempts to disrupt a squad/section conducting a route reconnaissance. 1. Prevents the unit from meeting its specified time schedule. 2. Forces the unit to deviate from its specified route. 3. Prevents the unit from reaching its assigned destination. 4. Surprises the squad/section. 5. Inflicts casualties on the unit.

**TASK:** Conduct a Raid (5-OPFOR-0004)

**CONDITION:** The opposing forces (OPFOR) element has occupied an objective rally point and has orders to conduct a raid on a combat service support (CSS) base.

**STANDARD:** The OPFOR element infiltrates the enemy's base and destroys all of the targets. 1. Surprises the enemy forces. 2. Assaults the support base and accomplishes the assigned tasks. 3. Destroys the specified equipment and supplies. 4. Avoids being decisively engaged. 5. Withdraws all personnel from the objective areas within the time prescribed. 6. Obtains all priority intelligence requirements (PIR) from the raid site. 7. Sustains only light casualties from enemy fire.

**TASK:** Conduct an Aerial Reconnaissance (5-OPFOR-0010)

**CONDITION:** The opposing forces (OPFOR) headquarters (HQ) element requires intelligence on the locations and identification of enemy elements. An aircraft is dispatched to take photographs and make a visual inspection of the enemy rear area.

**STANDARD:** The OPFOR element gathers photograph intelligence of the enemy. 1. Photographs the assigned sectors. 2. Makes quick visual checks where the ceiling is low. 3. Locates enemy positions in the area, particularly support and storage bases, and command and control (C2) facilities. 4. Sustains no loss of aircraft. 5. Reports priority intelligence requirements (PIR) and other information requirements to the OPFOR HQ.

**TASK:** Defeat Obstacles (5-OPFOR-0009)

**CONDITION:** The opposing forces (OPFOR) element encounters an obstacle that blocks the avenue of approach as it advances upon the enemy forces.



**STANDARD:** The OPFOR element bypasses or breaches the enemy obstacle. 1. Detects the obstacle before halting its main body. 2. Defeats the obstacle. a. Bypasses the obstacle without entering the engagement areas. b. Breaches the obstacle within 45 minutes and passes its entire force through the obstacle. 3. Does not incur degradation to the point that the mission must be discontinued.

**TASK:** Conduct an Attack (5-OPFOR-0008)

**CONDITION:** The enemy is conducting tactical operations. The opposing forces (OPFOR) element receives orders to attack the enemy, the area of occupation, or the main supply route (MSR) with smoke.

**STANDARD:** The OPFOR element disrupts the enemy's movement and smoke operations. 1. Determines the delivery method of the smoke attack. 2. Locates the target. 3. Delivers the smoke attack downwind. 4. Attacks the enemy with smoke, and surge attacks when the enemy responds to the smoke.

**TASK:** Disrupt Construction of Vehicle Fighting Positions (5-OPFOR-0020)

**CONDITION:** The opposing forces (OPFOR) element has located the enemy. The priority intelligence requirements (PIR) and other intelligence obtained by OPFOR patrols indicate the enemy is constructing vehicle fighting positions within its defensive area. The OPFOR element has automatic and antiarmor weapons and light mortars.

**STANDARD:** The OPFOR element attempts to disrupt the enemy's efforts to establish vehicle fighting positions. 1. Locates the defensive area. 2. Surprises the main body. 3. Penetrates the defensive area with squad-size probes. 4. Inflicts casualties on the unit. 5. Destroys vehicles. 6. Disrupts the unit's preparations (prevents or delays beyond the unit's allotted time).

**TASK:** Disrupt an Engineer Reconnaissance (5-OPFOR-0022)

**CONDITION:** The enemy is conducting an engineer reconnaissance. The opposing forces (OPFOR) element is positioned along the enemy's route.

**STANDARD:** The OPFOR element disrupts an engineer reconnaissance. 1. Prevents the unit from meeting its specified time schedule. 2. Forces the unit to deviate from its specified route. 3. Prevents the unit from accomplishing its assigned engineer reconnaissance. 4. Surprises the unit conducting the reconnaissance.

**TASK:** Conduct Terrorist and Saboteur Attacks (5-OPFOR-0005)

**CONDITION:** The opposing forces (OPFOR) element dispatches small teams into the enemy's rear area to disrupt combat service support (CSS) operations.

**STANDARD:** The enemy sustains disrupted command and control (C2), destroyed equipment and supplies, and light casualties. 1. Locates rear support bases and C2 facilities. 2. Delays and disrupts CSS operations through probes. 3. Infiltrates CSS bases to conduct sabotage and terrorist activities. 4. Inflicts light casualties. 5. Destroys supplies and equipment.

**TASK:** Defend a Minefield (5-OPFOR-0023)

**CONDITION:** The enemy is conducting a minefield sweeping operation. The opposing forces (OPFOR) element has a minefield placed in the enemy's path. The minefield is under constant observation and fire.

**STANDARD:** The OPFOR element defends a minefield against an enemy element conducting a minefield sweeping operation. 1. Prevents the unit from detecting the obstacle. 2. Disrupts the minefield sweeping operation. 3. Prevents the unit from conducting the minefield sweeping operation, prevents the unit from moving all personnel through the breach, or delays the completion of the minefield sweeping operation for more than 45 minutes.

**TASK:** Maintain Contact (5-OPFOR-0003)

**CONDITION:** The opposing forces (OPFOR) element is engaged with enemy base defense forces. The enemy forces are withdrawing under pressure.

**STANDARD:** The OPFOR element maintains enemy contact while the enemy withdraws. 1. Engages the enemy forces decisively. 2. Advances the OPFOR as the enemy forces withdraw. 3. Inflicts heavy casualties. 4. Captures the members of the enemy force. 5. Captures documents and equipment. 6. Safeguards captured documents, equipment, and personnel.

**TASK:** Conduct an Ambush (5-OPFOR-0007)

**CONDITION:** The enemy is moving in a convoy. The opposing forces (OPFOR) element is positioned along the enemy's route.

**STANDARD:** The OPFOR element inflicts casualties on the enemy and causes vehicle and equipment damage. 1. Prepares an ambush site before the element arrives. 2. Surprises march element forces. 3. Inflicts heavy casualties within the designated kill zone. 4. Inflicts heavy damage to vehicles and equipment within the designated kill zone. 5. Delays the march element from reaching a specified destination for a specified period of time. 6. Withdraws on order. 7. Sustains no casualties. 8. Reports actions to superiors.

**TASK:** Disrupt a Net Control Station (NCS) (5-OPFOR-0019)

**CONDITION:** The enemy has established a NCS. The opposing forces (OPFOR) element has radio and jamming equipment.

**STANDARD:** The OPFOR element attempts to disrupt an NCS. 1. Attempts to locate the radio frequency that the unit is operating on. 2. Attempts to enter the radio net. 3. Attempts to issue "bogus" orders to a unit on the net. 4. Jams the radio frequency and forces the unit to go to an alternate frequency.

**TASK:** Disrupt Defensive Preparations (5-OPFOR-0018)

**CONDITION:** The opposing forces (OPFOR) element has located the enemy. Priority intelligence requirements (PIR) and other intelligence requirements obtained by OPFOR patrols indicate that the enemy elements are establishing defensive positions. The OPFOR element has automatic and antiarmor weapons and light mortars.

**STANDARD:** The OPFOR element disrupts and delays the enemy's defensive preparations. 1. Locates and penetrates the enemy's security system. 2. Forces the enemy to delay defensive preparations. 3. Disrupts the enemy's obstacle preparations.

**TASK:** Disrupt Enemy Movement and Operations Using Tactical Nuclear Weapons (5-OPFOR-0016)

**CONDITION:** The opposing forces (OPFOR) element has located the enemy. Priority intelligence requirements (PIR) and other intelligence requirements have been obtained by OPFOR patrols. Tactical nuclear weapons are employed against key locations in the rear area.

**STANDARD:** The OPFOR element disrupts enemy movement and operations. 1. Disrupts or delays the movement of the enemy's equipment and supplies to the forward areas. 2. Destroys enemy equipment and supplies. 3. Inflicts a high rate of nuclear casualties among the enemy forces. 4. Denies the enemy the use of specified areas. 5. Contaminates the enemy's equipment and supplies.

**TASK:** Disrupt Quartering Party Operations (5-OPFOR-0017)

**CONDITION:** The enemy is conducting quartering party operations. It has established an assembly area (AA) but has not moved in the main body.

**STANDARD:** The opposing forces (OPFOR) element attempts to disrupt quartering party operations and infiltrate the enemy's AA. 1. Locates the quartering party and the AA. 2. Surprises the main body. 3. Penetrates the AA with squad-size probes. 4. Inflicts personnel casualties and vehicle damage. 5. Disrupts the unit's preparations (prevents or delays beyond the unit's allotted time).

**TASK:** Disrupt Enemy Movement and Operations Using Persistent and Nonpersistent Chemical Weapons (5-OPFOR-0015)

**CONDITION:** The opposing forces (OPFOR) element has located the enemy. Priority intelligence requirements (PIR) and other intelligence requirements have been obtained by OPFOR patrols. The OPFOR units deliver chemical agents, by means of conventional artillery weapons or aircraft, along selected supply routes and key bases in the rear area.

**STANDARD:** The OPFOR element disrupts enemy movement and operations using persistent and nonpersistent chemical weapons. 1. Delivers chemical agents in low and densely wooded areas. 2. Delays the movement of enemy supplies and equipment to the forward areas. 3. Restricts the movement of the enemy units in the rear area. 4. Channels the movement of enemy units into predesignated ambush areas. 5. Contaminates enemy supplies and equipment. 6. Inflicts a high rate of casualties on enemy forces.

**TASK:** Disrupt Movement (5-OPFOR-0014)

**CONDITION:** The enemy is expected to move through the opposing forces (OPFOR) element's area of operations. The OPFOR element has received an operation order (OPORD) or fragmentary order (FRAGO) to disrupt enemy movement. The enemy has the capability to defend with direct fire and antiarmor weapons.

**STANDARD:** The OPFOR element delays enemy movement. 1. Delays the element. 2. Forces the element to deviate from its route. 3. Prevents the element from reaching its destination. 4. Surprises the element's main body.

**TASK:** Counter Passage of Lines (5-OPFOR-0012)

**CONDITION:** Enemy forces are in defensive positions, but they are expected to attempt passage-of-lines operations. The opposing forces (OPFOR) received orders to disrupt enemy passage-of-lines operations.

**STANDARD:** The OPFOR element delays or prevents enemy passage of lines. 1. Delays the passage. 2. Prevents the company from moving all personnel through the stationary unit. 3. Engages the main body of either the moving or the stationary unit.

**TASK:** Disrupt Assembly Area (AA) Activities (5-OPFOR-0013)

**CONDITION:** Intelligence reports indicate that platoon- and company-size enemy units are operating in the opposing forces (OPFOR) area of operations. Enemy units can defend from AAs with direct fire, antiarmor weapons, and indirect fire. The enemy has close air support (CAS) and nuclear, biological, and chemical (NBC) capabilities.

**STANDARD:** The OPFOR element locates and disrupts the enemy's AA activities. 1. Locates the element's AA. 2. Probes the AA with squad- or team-size elements. 3. Inflicts more than 5 percent casualties on the element. 4. Disrupts the element's preparations (prevents or delays beyond the element's allotted time).

**TASK:** Attack (5-OPFOR-0001)

**CONDITION:** The opposing forces (OPFOR) element has located the enemy. The priority intelligence requirements (PIR) and other intelligence requirements have been obtained by OPFOR patrols. The OPFOR element has automatic and antiarmor weapons and light mortars.

**STANDARD:** The OPFOR element attempts to seize the terrain, vehicles, or equipment. 1. Develops an attack plan. 2. Surprises the enemy unit's main body. 3. Initiates the attack using a scheme of maneuver that exploits the enemy's flanks, gaps, and weaknesses. 4. Uses covered and concealed routes to approach the enemy forces' flanks, gaps, or weakly held areas. 5. Employs indirect fire to support the attack. 6. Penetrates enemy defenses. 7. Destroys equipment and supplies. 8. Inflicts heavy casualties. 9. Isolates the combat service support (CSS) base by blocking reinforcements. 10. Forces enemy units to displace. 11. Avoids being fixed in one position. 12. Withdraws before the CSS base is reinforced with tactical combat forces.

**TASK:** Conduct Sniper Operations (5-OPFOR-0006)

**CONDITION:** The opposing forces (OPFOR) element has assigned snipers (regular or irregular elements) in the enemy's rear area along the main supply route (MSR) and near support sites.

**STANDARD:** The OPFOR element kills or wounds targets. 1. Sets up a well-concealed location. 2. Engages vehicle drivers or personnel on foot with short bursts of semiautomatic fire. 3. Kills or wounds selected targets. 4. Prevents the position from being discovered by enemy forces. 5. Evacuates the area without being spotted. 6. Reports all specified priority intelligence requirements (PIR) and other intelligence requirements to the OPFOR headquarters (HQ).

**TASK:** Conduct Air Attacks (5-OPFOR-0002)

**CONDITION:** The opposing forces (OPFOR) element in the rear area has forwarded the positions of the enemy support sites or the locations of moving elements. The OPFOR aircraft have been dispatched to attack enemy installations or convoys.

**STANDARD:** The OPFOR element attempts to delay, disrupt, or damage the enemy targets by air. 1. Locates the target (support sites or convoys). 2. Makes attack runs on the designated targets. 3. Inflicts heavy damage to the selected target. 4. Sustains no loss of aircraft. 5. Delays moving the force for more than one hour.

**ELEMENTS:** Company Headquarters  
 Three Engineer Platoon Headquarters  
 Nine Engineer Squads  
 Assault and Obstacle Platoon Headquarters  
 Obstacle Section  
 Three Assault Sections

**TASK:** Occupy an Assembly Area (AA) (07-2-1136.05-T02A)  
 (FM 7-10) (FM 24-19) (FM 24-35)  
 (FM 24-35-1) (FM 7-7) (FM 7-8)  
 (TC 24-20)

**ITERATION:** 1 2 3 4 5 M (Circle)

**COMMANDER/LEADER ASSESSMENT:** T P U (Circle)

**CONDITIONS:** The element has been given the order to move and occupy an AA in preparation for combat operations. Digital units have performed functionality checks, and systems are operational. The enemy has the capability to attack with indirect fire, combined-arms support, and platoon-size elements. Some iterations of this task should be performed in MOPP4.

**TASK STANDARDS:** The quartering party completes AA preparations and guides the element's main body into its respective positions no later than the time specified in the operation order (OPORD). Digital units send and receive reports using frequency-modulated (FM) or digital means. Movement into the AA is uninterrupted; elements are not held up outside the AA. The enemy does not surprise the element's main body. The time required to perform this task is increased when conducting it in mission-oriented protection posture (MOPP) 4.

TASK STEPS AND PERFORMANCE MEASURES	GO	NO-GO
<ul style="list-style-type: none"> <li>* 1. The element leader organizes a quartering party.                             <ul style="list-style-type: none"> <li>a. Selected personnel.</li> <li>b. Determined the requirement for a combat vehicle and crew, based on transportation and security requirements.</li> <li>c. Determined the essential equipment needed.</li> </ul> </li> <li>* 2. The element leader briefs the quartering party.                             <ul style="list-style-type: none"> <li>a. Identified the location of the AA.</li> <li>b. Gave specific instructions upon arrival at the AA.</li> <li>c. Relayed the time of the main body's arrival at the AA.</li> <li>d. Identified the order of march.</li> <li>e. Relayed the nuclear, biological, and chemical (NBC) conditions.</li> <li>f. Issued a contingency plan in case of enemy contact.</li> <li>g. Established the MOPP level.</li> </ul> </li> <li>3. The quartering party moves along the march route.                             <ul style="list-style-type: none"> <li>a. Maintained security.</li> <li>b. Reconnoitered the march route from the start point (SP) to the release point (RP) using the digital situational awareness (SA) overlay on the Digital Reconnaissance System (DRS).</li> <li>c. Monitored for NBC contamination.</li> <li>d. Marked obstacles and bypass routes.</li> <li>e. Reported critical information to the quartering-party leader.</li> </ul> </li> <li>4. The quartering party moves into the element's AA and prepares the area for the element's arrival.</li> </ul>		

TASK STEPS AND PERFORMANCE MEASURES	GO	NO-GO
<ul style="list-style-type: none"> <li>a. Selected and marked the routes from the RP to the new location.</li> <li>b. Selected and posted guides in time to meet the main body.</li> <li>c. Marked entrances, exits, and internal routes.</li> <li>d. Marked vehicle positions where maximum cover, concealment, and dispersion provided 360-degree security.</li> <li>e. Marked or removed mines and obstacles.</li> <li>f. Organized and posted local security.</li> </ul> <p>5. The element occupies the AA.</p> <ul style="list-style-type: none"> <li>a. Moved the covered and concealed quartering-party guides to selected or designated areas without halting.</li> <li>b. Established and maintained local security from air and ground forces.</li> </ul> <p>6. The element establishes the AA's perimeter.</p> <ul style="list-style-type: none"> <li>a. Established the priority of work, which may vary by the unit's standing operating procedure (SOP) and the mission, enemy, terrain, troops, time available, and civilian considerations (METT-TC).</li> <li>b. Positioned vehicles and crew-served weapons to cover the sectors of fire.</li> <li>c. Established observation posts (OPs) on the critical avenues of approach.</li> <li>d. Established digital and frequency modulated (FM) communications between all positions. Used wire communications, if the time and situation permitted.</li> <li>e. Prepared range cards.</li> <li>f. Constructed individual and crew-served fighting positions.</li> <li>g. Cleared the fields of fire.</li> <li>h. Camouflaged positions.</li> <li>i. Emplaced chemical-agent alarms and early-warning devices.</li> </ul> <p>7. The element performs internal AA operations.</p> <ul style="list-style-type: none"> <li>a. Conducted preventive-maintenance checks and services (PMCS) on vehicles and equipment.</li> <li>b. Distributed ammunition, rations, water, supplies, and special equipment.</li> <li>c. Established the personal-hygiene and field sanitation sites.</li> <li>d. Maintained noise, light, and camouflage discipline.</li> <li>e. Instituted a rest plan for element members and leaders.</li> <li>f. Inspected the AA.</li> </ul> <p>* 8. The element leader coordinates with the elements on the left and the right as a minimum.</p> <ul style="list-style-type: none"> <li>a. Established responsibility for overlapping enemy avenues of approach between adjacent elements.</li> <li>b. Exchanged information on the OP locations and the elements' signals.</li> <li>c. Coordinated local counterattacks.</li> <li>d. Developed a defensive plan and forwarded it to higher headquarters (HQ).</li> </ul> <p>* 9. Leaders develop contingency plans.</p> <ul style="list-style-type: none"> <li>a. Developed an evacuation plan.</li> <li>b. Developed a plan of action on enemy contact.</li> </ul> <p>10. The unit conducts rehearsals.</p> <ul style="list-style-type: none"> <li>a. Rehearsed the evacuation plan.</li> <li>b. Rehearsed the plan of action on enemy contact.</li> </ul>		

TASK PERFORMANCE / EVALUATION SUMMARY BLOCK							
ITERATION	1	2	3	4	5	M	TOTAL
TOTAL TASK STEPS EVALUATED							
TOTAL TASK STEPS "GO"							
TRAINING STATUS "GO"/"NO-GO"							

"\*" indicates a leader task step.

#### SUPPORTING INDIVIDUAL TASKS

Task Number	Task Title	References
031-503-3008	Implement Mission-Oriented Protective Posture	STP 21-24-SMCT
071-326-0503	Move Over, Through, or Around Obstacles (Except Minefields)	STP 21-1-SMCT
071-326-0513	Select Temporary Fighting Positions	STP 21-1-SMCT
071-326-0515	Select a Movement Route Using a Map	STP 21-24-SMCT
071-326-5703	Construct Individual Fighting Positions	STP 21-1-SMCT
071-326-5704	Supervise Construction of a Fighting Position	STP 21-24-SMCT
071-326-5705	Establish an Observation Post	STP 21-24-SMCT
071-326-5775	Coordinate with an Adjacent Platoon	STP 21-24-SMCT
071-329-1006	Navigate From One Point on the Ground to Another Point While Dismounted	STP 21-24-SMCT
071-331-0815	Practice Noise, Light, and Litter Discipline	STP 21-1-SMCT
071-331-0852	Clear a Field of Fire	STP 21-1-SMCT

#### SUPPORTING COLLECTIVE TASKS: NONE

#### OPFOR TASKS AND STANDARDS

**TASK:** Surrender to the Capturing Unit on the Battlefield (5-OPFOR-0024)

**CONDITION:** The enemy has captured the opposing forces (OPFOR) element's soldiers, documents, and equipment sensitive to the OPFOR tactical operations.

**STANDARD:** The OPFOR soldiers retain or destroy documents and equipment. The OPFOR element surrenders documents and equipment of no tactical use to the enemy and attempts to conceal or destroy items of tactical value. The OPFOR element attempts escape and evasion. 1. Prevents the successful capture of documents and equipment. 2. Destroys documents and equipment. 3. Removes identifying markings from equipment. 4. Removes unit-identifying insignia. 5. Provides misleading information. 6. Plans an escape. 7. Delays movement to the nearest collection point. 8. Prevents safeguarding of enemy prisoners of war (EPWs) in order to cause embarrassment to the United States (US).

**TASK:** Disrupt a Route Reconnaissance (5-OPFOR-0021)

**CONDITION:** The enemy is conducting a route reconnaissance. The opposing forces (OPFOR) element is positioned along the enemy's route.

**STANDARD:** The OPFOR element attempts to disrupt a squad/section conducting a route reconnaissance. 1. Prevents the unit from meeting its specified time schedule. 2. Forces the unit to deviate from its specified route. 3. Prevents the unit from reaching its assigned destination. 4. Surprises the squad/section. 5. Inflicts casualties on the unit.

**TASK:** Conduct a Raid (5-OPFOR-0004)

**CONDITION:** The opposing forces (OPFOR) element has occupied an objective rally point and has orders to conduct a raid on a combat service support (CSS) base.

**STANDARD:** The OPFOR element infiltrates the enemy's base and destroys all of the targets. 1. Surprises the enemy forces. 2. Assaults the support base and accomplishes the assigned tasks. 3. Destroys the specified equipment and supplies. 4. Avoids being decisively engaged. 5. Withdraws all personnel from the objective areas within the time prescribed. 6. Obtains all priority intelligence requirements (PIR) from the raid site. 7. Sustains only light casualties from enemy fire.

**TASK:** Conduct an Aerial Reconnaissance (5-OPFOR-0010)

**CONDITION:** The opposing forces (OPFOR) headquarters (HQ) element requires intelligence on the locations and identification of enemy elements. An aircraft is dispatched to take photographs and make a visual inspection of the enemy rear area.

**STANDARD:** The OPFOR element gathers photograph intelligence of the enemy. 1. Photographs the assigned sectors. 2. Makes quick visual checks where the ceiling is low. 3. Locates enemy positions in the area, particularly support and storage bases, and command and control (C2) facilities. 4. Sustains no loss of aircraft. 5. Reports priority intelligence requirements (PIR) and other information requirements to the OPFOR HQ.

**TASK:** Defeat Obstacles (5-OPFOR-0009)

**CONDITION:** The opposing forces (OPFOR) element encounters an obstacle that blocks the avenue of approach as it advances upon the enemy forces.

**STANDARD:** The OPFOR element bypasses or breaches the enemy obstacle. 1. Detects the obstacle before halting its main body. 2. Defeats the obstacle. a. Bypasses the obstacle without entering the engagement areas. b. Breaches the obstacle within 45 minutes and passes its entire force through the obstacle. 3. Does not incur degradation to the point that the mission must be discontinued.

**TASK:** Conduct an Attack (5-OPFOR-0008)

**CONDITION:** The enemy is conducting tactical operations. The opposing forces (OPFOR) element receives orders to attack the enemy, the area of occupation, or the main supply route (MSR) with smoke.

**STANDARD:** The OPFOR element disrupts the enemy's movement and smoke operations. 1. Determines the delivery method of the smoke attack. 2. Locates the target. 3. Delivers the smoke attack downwind. 4. Attacks the enemy with smoke, and surge attacks when the enemy responds to the smoke.

**TASK:** Disrupt Construction of Vehicle Fighting Positions (5-OPFOR-0020)

**CONDITION:** The opposing forces (OPFOR) element has located the enemy. The priority intelligence requirements (PIR) and other intelligence obtained by OPFOR patrols indicate the enemy is constructing vehicle fighting positions within its defensive area. The OPFOR element has automatic and antiarmor weapons and light mortars.



**STANDARD:** The OPFOR element attempts to disrupt the enemy's efforts to establish vehicle fighting positions. 1. Locates the defensive area. 2. Surprises the main body. 3. Penetrates the defensive area with squad-size probes. 4. Inflicts casualties on the unit. 5. Destroys vehicles. 6. Disrupts the unit's preparations (prevents or delays beyond the unit's allotted time).

**TASK:** Disrupt an Engineer Reconnaissance (5-OPFOR-0022)

**CONDITION:** The enemy is conducting an engineer reconnaissance. The opposing forces (OPFOR) element is positioned along the enemy's route.

**STANDARD:** The OPFOR element disrupts an engineer reconnaissance. 1. Prevents the unit from meeting its specified time schedule. 2. Forces the unit to deviate from its specified route. 3. Prevents the unit from accomplishing its assigned engineer reconnaissance. 4. Surprises the unit conducting the reconnaissance.

**TASK:** Conduct Terrorist and Saboteur Attacks (5-OPFOR-0005)

**CONDITION:** The opposing forces (OPFOR) element dispatches small teams into the enemy's rear area to disrupt combat service support (CSS) operations.

**STANDARD:** The enemy sustains disrupted command and control (C2), destroyed equipment and supplies, and light casualties. 1. Locates rear support bases and C2 facilities. 2. Delays and disrupts CSS operations through probes. 3. Infiltrates CSS bases to conduct sabotage and terrorist activities. 4. Inflicts light casualties. 5. Destroys supplies and equipment.

**TASK:** Defend a Minefield (5-OPFOR-0023)

**CONDITION:** The enemy is conducting a minefield sweeping operation. The opposing forces (OPFOR) element has a minefield placed in the enemy's path. The minefield is under constant observation and fire.

**STANDARD:** The OPFOR element defends a minefield against an enemy element conducting a minefield sweeping operation. 1. Prevents the unit from detecting the obstacle. 2. Disrupts the minefield sweeping operation. 3. Prevents the unit from conducting the minefield sweeping operation, prevents the unit from moving all personnel through the breach, or delays the completion of the minefield sweeping operation for more than 45 minutes.

**TASK:** Maintain Contact (5-OPFOR-0003)

**CONDITION:** The opposing forces (OPFOR) element is engaged with enemy base defense forces. The enemy forces are withdrawing under pressure.

**STANDARD:** The OPFOR element maintains enemy contact while the enemy withdraws. 1. Engages the enemy forces decisively. 2. Advances the OPFOR as the enemy forces withdraw. 3. Inflicts heavy casualties. 4. Captures the members of the enemy force. 5. Captures documents and equipment. 6. Safeguards captured documents, equipment, and personnel.

**TASK:** Conduct an Ambush (5-OPFOR-0007)

**CONDITION:** The enemy is moving in a convoy. The opposing forces (OPFOR) element is positioned along the enemy's route.

**STANDARD:** The OPFOR element inflicts casualties on the enemy and causes vehicle and equipment damage. 1. Prepares an ambush site before the element arrives. 2. Surprises march element forces. 3. Inflicts heavy casualties within the designated kill zone. 4. Inflicts heavy damage to vehicles and equipment within the designated kill zone. 5. Delays the march element from reaching a specified destination for a specified period of time. 6. Withdraws on order. 7. Sustains no casualties. 8. Reports actions to superiors.

**TASK:** Disrupt a Net Control Station (NCS) (5-OPFOR-0019)

**CONDITION:** The enemy has established a NCS. The opposing forces (OPFOR) element has radio and jamming equipment.

**STANDARD:** The OPFOR element attempts to disrupt an NCS. 1. Attempts to locate the radio frequency that the unit is operating on. 2. Attempts to enter the radio net. 3. Attempts to issue "bogus" orders to a unit on the net. 4. Jams the radio frequency and forces the unit to go to an alternate frequency.

**TASK:** Disrupt Defensive Preparations (5-OPFOR-0018)

**CONDITION:** The opposing forces (OPFOR) element has located the enemy. Priority intelligence requirements (PIR) and other intelligence requirements obtained by OPFOR patrols indicate that the enemy elements are establishing defensive positions. The OPFOR element has automatic and antiarmor weapons and light mortars.

**STANDARD:** The OPFOR element disrupts and delays the enemy's defensive preparations. 1. Locates and penetrates the enemy's security system. 2. Forces the enemy to delay defensive preparations. 3. Disrupts the enemy's obstacle preparations.

**TASK:** Disrupt Enemy Movement and Operations Using Tactical Nuclear Weapons (5-OPFOR-0016)

**CONDITION:** The opposing forces (OPFOR) element has located the enemy. Priority intelligence requirements (PIR) and other intelligence requirements have been obtained by OPFOR patrols. Tactical nuclear weapons are employed against key locations in the rear area.

**STANDARD:** The OPFOR element disrupts enemy movement and operations. 1. Disrupts or delays the movement of the enemy's equipment and supplies to the forward areas. 2. Destroys enemy equipment and supplies. 3. Inflicts a high rate of nuclear casualties among the enemy forces. 4. Denies the enemy the use of specified areas. 5. Contaminates the enemy's equipment and supplies.

**TASK:** Disrupt Quartering Party Operations (5-OPFOR-0017)

**CONDITION:** The enemy is conducting quartering party operations. It has established an assembly area (AA) but has not moved in the main body.

**STANDARD:** The opposing forces (OPFOR) element attempts to disrupt quartering party operations and infiltrate the enemy's AA. 1. Locates the quartering party and the AA. 2. Surprises the main body. 3. Penetrates the AA with squad-size probes. 4. Inflicts personnel casualties and vehicle damage. 5. Disrupts the unit's preparations (prevents or delays beyond the unit's allotted time).

**TASK:** Disrupt Enemy Movement and Operations Using Persistent and Nonpersistent Chemical Weapons (5-OPFOR-0015)

**CONDITION:** The opposing forces (OPFOR) element has located the enemy. Priority intelligence requirements (PIR) and other intelligence requirements have been obtained by OPFOR patrols. The OPFOR units deliver chemical agents, by means of conventional artillery weapons or aircraft, along selected supply routes and key bases in the rear area.

**STANDARD:** The OPFOR element disrupts enemy movement and operations using persistent and nonpersistent chemical weapons. 1. Delivers chemical agents in low and densely wooded areas. 2. Delays the movement of enemy supplies and equipment to the forward areas. 3. Restricts the movement of the enemy units in the rear area. 4. Channels the movement of enemy units into predesignated ambush areas. 5. Contaminates enemy supplies and equipment. 6. Inflicts a high rate of casualties on enemy forces.

**TASK:** Disrupt Movement (5-OPFOR-0014)

**CONDITION:** The enemy is expected to move through the opposing forces (OPFOR) element's area of operations. The OPFOR element has received an operation order (OPORD) or fragmentary order (FRAGO) to disrupt enemy movement. The enemy has the capability to defend with direct fire and antiarmor weapons.

**STANDARD:** The OPFOR element delays enemy movement. 1. Delays the element. 2. Forces the element to deviate from its route. 3. Prevents the element from reaching its destination. 4. Surprises the element's main body.

**TASK:** Counter Passage of Lines (5-OPFOR-0012)

**CONDITION:** Enemy forces are in defensive positions, but they are expected to attempt passage-of-lines operations. The opposing forces (OPFOR) received orders to disrupt enemy passage-of-lines operations.

**STANDARD:** The OPFOR element delays or prevents enemy passage of lines. 1. Delays the passage. 2. Prevents the company from moving all personnel through the stationary unit. 3. Engages the main body of either the moving or the stationary unit.

**TASK:** Disrupt Assembly Area (AA) Activities (5-OPFOR-0013)

**CONDITION:** Intelligence reports indicate that platoon- and company-size enemy units are operating in the opposing forces (OPFOR) area of operations. Enemy units can defend from AAs with direct fire, antiarmor weapons, and indirect fire. The enemy has close air support (CAS) and nuclear, biological, and chemical (NBC) capabilities.

**STANDARD:** The OPFOR element locates and disrupts the enemy's AA activities. 1. Locates the element's AA. 2. Probes the AA with squad- or team-size elements. 3. Inflicts more than 5 percent casualties on the element. 4. Disrupts the element's preparations (prevents or delays beyond the element's allotted time).

**TASK:** Attack (5-OPFOR-0001)

**CONDITION:** The opposing forces (OPFOR) element has located the enemy. The priority intelligence requirements (PIR) and other intelligence requirements have been obtained by OPFOR patrols. The OPFOR element has automatic and antiarmor weapons and light mortars.

**STANDARD:** The OPFOR element attempts to seize the terrain, vehicles, or equipment. 1. Develops an attack plan. 2. Surprises the enemy unit's main body. 3. Initiates the attack using a scheme of maneuver that exploits the enemy's flanks, gaps, and weaknesses. 4. Uses covered and concealed routes to approach the enemy forces' flanks, gaps, or weakly held areas. 5. Employs indirect fire to support the attack. 6. Penetrates enemy defenses. 7. Destroys equipment and supplies. 8. Inflicts heavy casualties. 9. Isolates the combat service support (CSS) base by blocking reinforcements. 10. Forces enemy units to displace. 11. Avoids being fixed in one position. 12. Withdraws before the CSS base is reinforced with tactical combat forces.

**TASK:** Conduct Sniper Operations (5-OPFOR-0006)

**CONDITION:** The opposing forces (OPFOR) element has assigned snipers (regular or irregular elements) in the enemy's rear area along the main supply route (MSR) and near support sites.

**STANDARD:** The OPFOR element kills or wounds targets. 1. Sets up a well-concealed location. 2. Engages vehicle drivers or personnel on foot with short bursts of semiautomatic fire. 3. Kills or wounds selected targets. 4. Prevents the position from being discovered by enemy forces. 5. Evacuates the area without being spotted. 6. Reports all specified priority intelligence requirements (PIR) and other intelligence requirements to the OPFOR headquarters (HQ).

**TASK:** Conduct Air Attacks (5-OPFOR-0002)

**CONDITION:** The opposing forces (OPFOR) element in the rear area has forwarded the positions of the enemy support sites or the locations of moving elements. The OPFOR aircraft have been dispatched to attack enemy installations or convoys.

**STANDARD:** The OPFOR element attempts to delay, disrupt, or damage the enemy targets by air. 1. Locates the target (support sites or convoys). 2. Makes attack runs on the designated targets. 3. Inflicts heavy damage to the selected target. 4. Sustains no loss of aircraft. 5. Delays moving the force for more than one hour.

**ELEMENTS:** Company Headquarters  
 Maintenance Section  
 Three Engineer Platoon Headquarters  
 Nine Engineer Squads  
 Assault and Obstacle Platoon Headquarters  
 Obstacle Section  
 Three Assault Sections

**TASK:** Conduct a Convoy (07-2-1301.05-T01A)  
 (FM 55-30) (FM 21-16)

**ITERATION:** 1 2 3 4 5 M (Circle)

**COMMANDER/LEADER ASSESSMENT:** T P U (Circle)

**CONDITIONS:** Upon receipt of an operation order (OPORD), the element moves to a new location given in the OPORD and conducts operations at that location. There is a possibility of enemy contact with threat patrols up to platoon and company size. Threat mounted forces have been operating in the area through which the route passes. The company's standing operating procedure (SOP) is available and contains movement readiness levels and current loading plans. The convoy may be conducted during daylight or darkness, including blackout conditions. Radio and visual signals will be used for convoy control. The column may conduct halts. Some iterations of this task should be performed in MOPP4.

**TASK STANDARDS:** The element conducts the convoy and arrives at its new location by the time specified in the OPORD. The time required to perform this task is increased when conducting it in mission-oriented protection posture (MOPP) 4.

TASK STEPS AND PERFORMANCE MEASURES	GO	NO-GO
<p>* 1. The element commander conducts a map reconnaissance using all available position/navigation (POS/NAV) and terrain analysis capabilities, to include space-based assets.</p> <ul style="list-style-type: none"> <li>a. Indicated the start point (SP).</li> <li>b. Identified locations of friendly units.</li> <li>c. Pointed out potential ambush sites.</li> <li>d. Identified checkpoints (CPs).</li> <li>e. Pointed out sites to be used for scheduled halts.</li> <li>f. Indicated the release point (RP).</li> </ul> <p>2. The reconnaissance party conducts a route reconnaissance using all available POS/NAV and mapping capabilities available.</p> <ul style="list-style-type: none"> <li>a. Wore the designated MOPP gear.</li> <li>b. Activated the automatic chemical alarm.</li> <li>c. Monitored radiation monitoring devices.</li> <li>d. Verified map information.</li> <li>e. Listed the capacities of bridges and underpasses.</li> <li>f. Listed the locations of culverts, ferries, fording areas, steep grades, and possible ambush sites.</li> <li>g. Prepared the map overlay.</li> <li>h. Computed the travel time.</li> <li>i. Prepared the strip map.</li> </ul> <p>* 3. The convoy commander coordinates for required support with higher headquarters (HQ), to include--</p> <ul style="list-style-type: none"> <li>a. Military police (MP) support.</li> <li>b. Medical support.</li> </ul>		

TASK STEPS AND PERFORMANCE MEASURES	GO	NO-GO
<ul style="list-style-type: none"> <li>c. Fire support (FS).</li> <li>d. Engineer support.</li> <li>e. Maintenance contact-team support.</li> <li>f. Additional requirements, as required.</li> </ul> <p>4. The element prepares vehicles and equipment.</p> <ul style="list-style-type: none"> <li>a. Performed preventive-maintenance checks and services (PMCS).</li> <li>b. Corrected minor deficiencies.</li> <li>c. Reported major deficiencies.</li> <li>d. Hardened vehicles using sandbags or other authorized materials.</li> <li>e. Covered unit identification markings on vehicles and personnel.</li> <li>f. Covered or removed reflective surfaces.</li> <li>g. Placed antennas at their lowest height.</li> <li>h. Turned radio volumes and squelches to their lowest setting, consistent with operational requirements.</li> </ul> <p>* 5. The convoy commander organizes the convoy.</p> <ul style="list-style-type: none"> <li>a. Assigned cargo vehicle positions.</li> <li>b. Positioned control vehicles without setting a pattern.</li> <li>c. Assigned recovery vehicle positions.</li> <li>d. Arranged hardened vehicles near the head of the convoy.</li> <li>e. Specified passenger locations.</li> <li>f. Appointed air guards.</li> <li>g. Organized the trail party element.</li> <li>h. Provided vehicle position listings to the trail party leader.</li> </ul> <p>* 6. The convoy commander briefs the convoy personnel.</p> <ul style="list-style-type: none"> <li>a. Provided strip maps to each vehicle driver.</li> <li>b. Identified the convoy's chain of command.</li> <li>c. Detailed the convoy's route.</li> <li>d. Prescribed the march rate and the catch-up speed.</li> <li>e. Specified convoy intervals.</li> <li>f. Identified the scheduled halts.</li> <li>g. Briefed accident and breakdown procedures.</li> <li>h. Briefed immediate-action security measures.</li> <li>i. Briefed blackout-condition procedures.</li> <li>j. Specified the location of medical support.</li> <li>k. Specified the location of maintenance support.</li> <li>l. Briefed communication procedures.</li> <li>m. Specified the location and the identification of the destination.</li> </ul> <p>7. The convoy crosses the SP.</p> <ul style="list-style-type: none"> <li>a. Crossed at the specified time.</li> <li>b. Verified that vehicles had crossed the SP.</li> <li>c. Forwarded the SP crossing report to the convoy commander when the entire unit had passed the SP.</li> </ul> <p>* 8. The convoy commander provides the convoy information to higher HQ.</p> <ul style="list-style-type: none"> <li>a. Reported the SP crossing time.</li> <li>b. Reported the CP clearance, when crossed.</li> <li>c. Pointed out data that conflicted with the maps.</li> <li>d. Used the correct signal operation instructions (SOI) codes in all transmissions.</li> <li>e. Reported the RP crossing time.</li> </ul> <p>9. The convoy maintains march discipline.</p>		

TASK STEPS AND PERFORMANCE MEASURES	GO	NO-GO
<p>a. Maintained the designated march speed.</p> <p>b. Maintained the proper vehicle intervals.</p> <p>c. Crossed CPs as scheduled.</p> <p>d. Reacted correctly to the convoy commander's signals.</p> <p>e. Maintained security throughout the movement and during halts.</p> <p>10. The company conducts a scheduled halt.</p> <p>a. Stopped the column at the prescribed time.</p> <p>b. Maintained the prescribed vehicular intervals.</p> <p>c. Moved vehicles off the road.</p> <p>d. Established local security.</p> <p>e. Performed PMCS.</p> <p>f. Inspected vehicle loads.</p> <p>g. Departed at the specified times.</p> <p>11. The company conducts an unscheduled halt.</p> <p>a. Alerted the march column.</p> <p>b. Reported the stoppage to higher HQ.</p> <p>c. Maintained the prescribed vehicular intervals.</p> <p>d. Established local security.</p> <p>e. Reported the resumption of the march to higher HQ.</p> <p>12. The convoy moves under blackout conditions.</p> <p>a. Provided a visual adjustment period.</p> <p>b. Prepared the vehicles for blackout conditions.</p> <p>c. Maintained the prescribed vehicle distances.</p> <p>d. Wore night vision goggles (specified personnel).</p> <p>e. Wore regular eye protection goggles.</p> <p>f. Used ground guides during poor visibility periods.</p> <p>13. The trail party recovers disabled vehicles.</p> <p>a. Inspected the disabled vehicle.</p> <p>b. Repaired the disabled vehicle, when possible.</p> <p>c. Towed the vehicle, if necessary.</p> <p>d. Reported the vehicle's status to the convoy commander.</p> <p>14. The convoy moves through urban areas.</p> <p>a. Identified weight, height, and width restrictions.</p> <p>b. Used close-column formation.</p> <p>c. Obeyed traffic control directions.</p> <p>d. Used direction guides at critical intersections.</p> <p>15. The convoy crosses the RP.</p> <p>a. Crossed at the specified time.</p> <p>b. Verified that the vehicles had crossed the RP.</p> <p>c. Forwarded the crossing report to higher HQ.</p>		

TASK PERFORMANCE / EVALUATION SUMMARY BLOCK							
ITERATION	1	2	3	4	5	M	TOTAL
TOTAL TASK STEPS EVALUATED							
TOTAL TASK STEPS "GO"							
TRAINING STATUS "GO"/"NO-GO"							

"\*" indicates a leader task step.

**SUPPORTING INDIVIDUAL TASKS: NONE**

**SUPPORTING COLLECTIVE TASKS**

<b>Task Number</b>	<b>Task Title</b>	<b>References</b>
05-1-1391	Request a Standard Topographic Product	ARTEP 5-335-60-MTP ARTEP 5-335-66-MTP ARTEP 5-402-33-MTP ARTEP 5-402-68-MTP ARTEP 5-412-68-MTP ARTEP 5-412-69-MTP ARTEP 5-435-66-MTP ARTEP 5-435-67-MTP ARTEP 5-437-10-MTP ARTEP 5-437-11-MTP ARTEP 5-437-36-MTP ARTEP 5-437-38-MTP
05-3-0412	Conduct a Technical Reconnaissance	ARTEP 5-027-10-MTP ARTEP 5-053-11-MTP ARTEP 5-053-12-MTP ARTEP 5-063-10-MTP ARTEP 5-063-11-MTP ARTEP 5-113-11-MTP ARTEP 5-113-12-MTP ARTEP 5-113-35-MTP ARTEP 5-157-10-MTP ARTEP 5-217-10-MTP ARTEP 5-335-70-MTP ARTEP 5-337-10-MTP ARTEP 5-417-17-MTP ARTEP 5-427-10-MTP ARTEP 5-437-10-MTP ARTEP 5-437-11-MTP ARTEP 5-447-10-MTP ARTEP 5-447-11-MTP ARTEP 5-463-10-MTP ARTEP 5-463-12-MTP
19-1-1102	Coordinate Route Reconnaissance and Surveillance	ARTEP47-002-47X-MTP
19-1-1201	Prepare Traffic Control Plan	ARTEP47-002-47X-MTP

**OPFOR TASKS AND STANDARDS**

**TASK:** Surrender to the Capturing Unit on the Battlefield (5-OPFOR-0024)

**CONDITION:** The enemy has captured the opposing forces (OPFOR) element's soldiers, documents, and equipment sensitive to the OPFOR tactical operations.



**STANDARD:** The OPFOR soldiers retain or destroy documents and equipment. The OPFOR element surrenders documents and equipment of no tactical use to the enemy and attempts to conceal or destroy items of tactical value. The OPFOR element attempts escape and evasion. 1. Prevents the successful capture of documents and equipment. 2. Destroys documents and equipment. 3. Removes identifying markings from equipment. 4. Removes unit-identifying insignia. 5. Provides misleading information. 6. Plans an escape. 7. Delays movement to the nearest collection point. 8. Prevents safeguarding of enemy prisoners of war (EPWs) in order to cause embarrassment to the United States (US).

**TASK:** Disrupt a Route Reconnaissance (5-OPFOR-0021)

**CONDITION:** The enemy is conducting a route reconnaissance. The opposing forces (OPFOR) element is positioned along the enemy's route.

**STANDARD:** The OPFOR element attempts to disrupt a squad/section conducting a route reconnaissance. 1. Prevents the unit from meeting its specified time schedule. 2. Forces the unit to deviate from its specified route. 3. Prevents the unit from reaching its assigned destination. 4. Surprises the squad/section. 5. Inflicts casualties on the unit.

**TASK:** Conduct a Raid (5-OPFOR-0004)

**CONDITION:** The opposing forces (OPFOR) element has occupied an objective rally point and has orders to conduct a raid on a combat service support (CSS) base.

**STANDARD:** The OPFOR element infiltrates the enemy's base and destroys all of the targets. 1. Surprises the enemy forces. 2. Assaults the support base and accomplishes the assigned tasks. 3. Destroys the specified equipment and supplies. 4. Avoids being decisively engaged. 5. Withdraws all personnel from the objective areas within the time prescribed. 6. Obtains all priority intelligence requirements (PIR) from the raid site. 7. Sustains only light casualties from enemy fire.

**TASK:** Conduct an Aerial Reconnaissance (5-OPFOR-0010)

**CONDITION:** The opposing forces (OPFOR) headquarters (HQ) element requires intelligence on the locations and identification of enemy elements. An aircraft is dispatched to take photographs and make a visual inspection of the enemy rear area.

**STANDARD:** The OPFOR element gathers photograph intelligence of the enemy. 1. Photographs the assigned sectors. 2. Makes quick visual checks where the ceiling is low. 3. Locates enemy positions in the area, particularly support and storage bases, and command and control (C2) facilities. 4. Sustains no loss of aircraft. 5. Reports priority intelligence requirements (PIR) and other information requirements to the OPFOR HQ.

**TASK:** Defeat Obstacles (5-OPFOR-0009)

**CONDITION:** The opposing forces (OPFOR) element encounters an obstacle that blocks the avenue of approach as it advances upon the enemy forces.

**STANDARD:** The OPFOR element bypasses or breaches the enemy obstacle. 1. Detects the obstacle before halting its main body. 2. Defeats the obstacle. a. Bypasses the obstacle without entering the engagement areas. b. Breaches the obstacle within 45 minutes and passes its entire force through the obstacle. 3. Does not incur degradation to the point that the mission must be discontinued.

**TASK:** Conduct an Attack (5-OPFOR-0008)

**CONDITION:** The enemy is conducting tactical operations. The opposing forces (OPFOR) element receives orders to attack the enemy, the area of occupation, or the main supply route (MSR) with smoke.

**STANDARD:** The OPFOR element disrupts the enemy's movement and smoke operations. 1. Determines the delivery method of the smoke attack. 2. Locates the target. 3. Delivers the smoke attack downwind. 4. Attacks the enemy with smoke, and surge attacks when the enemy responds to the smoke.

**TASK:** Disrupt Construction of Vehicle Fighting Positions (5-OPFOR-0020)

**CONDITION:** The opposing forces (OPFOR) element has located the enemy. The priority intelligence requirements (PIR) and other intelligence obtained by OPFOR patrols indicate the enemy is constructing vehicle fighting positions within its defensive area. The OPFOR element has automatic and antiarmor weapons and light mortars.

**STANDARD:** The OPFOR element attempts to disrupt the enemy's efforts to establish vehicle fighting positions. 1. Locates the defensive area. 2. Surprises the main body. 3. Penetrates the defensive area with squad-size probes. 4. Inflicts casualties on the unit. 5. Destroys vehicles. 6. Disrupts the unit's preparations (prevents or delays beyond the unit's allotted time).

**TASK:** Disrupt an Engineer Reconnaissance (5-OPFOR-0022)

**CONDITION:** The enemy is conducting an engineer reconnaissance. The opposing forces (OPFOR) element is positioned along the enemy's route.

**STANDARD:** The OPFOR element disrupts an engineer reconnaissance. 1. Prevents the unit from meeting its specified time schedule. 2. Forces the unit to deviate from its specified route. 3. Prevents the unit from accomplishing its assigned engineer reconnaissance. 4. Surprises the unit conducting the reconnaissance.

**TASK:** Conduct Terrorist and Saboteur Attacks (5-OPFOR-0005)

**CONDITION:** The opposing forces (OPFOR) element dispatches small teams into the enemy's rear area to disrupt combat service support (CSS) operations.

**STANDARD:** The enemy sustains disrupted command and control (C2), destroyed equipment and supplies, and light casualties. 1. Locates rear support bases and C2 facilities. 2. Delays and disrupts CSS operations through probes. 3. Infiltrates CSS bases to conduct sabotage and terrorist activities. 4. Inflicts light casualties. 5. Destroys supplies and equipment.

**TASK:** Defend a Minefield (5-OPFOR-0023)

**CONDITION:** The enemy is conducting a minefield sweeping operation. The opposing forces (OPFOR) element has a minefield placed in the enemy's path. The minefield is under constant observation and fire.

**STANDARD:** The OPFOR element defends a minefield against an enemy element conducting a minefield sweeping operation. 1. Prevents the unit from detecting the obstacle. 2. Disrupts the minefield sweeping operation. 3. Prevents the unit from conducting the minefield sweeping operation, prevents the unit from moving all personnel through the breach, or delays the completion of the minefield sweeping operation for more than 45 minutes.

**TASK:** Maintain Contact (5-OPFOR-0003)

**CONDITION:** The opposing forces (OPFOR) element is engaged with enemy base defense forces. The enemy forces are withdrawing under pressure.

**STANDARD:** The OPFOR element maintains enemy contact while the enemy withdraws. 1. Engages the enemy forces decisively. 2. Advances the OPFOR as the enemy forces withdraw. 3. Inflicts heavy casualties. 4. Captures the members of the enemy force. 5. Captures documents and equipment. 6. Safeguards captured documents, equipment, and personnel.

**TASK:** Conduct an Ambush (5-OPFOR-0007)

**CONDITION:** The enemy is moving in a convoy. The opposing forces (OPFOR) element is positioned along the enemy's route.

**STANDARD:** The OPFOR element inflicts casualties on the enemy and causes vehicle and equipment damage. 1. Prepares an ambush site before the element arrives. 2. Surprises march element forces. 3. Inflicts heavy casualties within the designated kill zone. 4. Inflicts heavy damage to vehicles and equipment within the designated kill zone. 5. Delays the march element from reaching a specified destination for a specified period of time. 6. Withdraws on order. 7. Sustains no casualties. 8. Reports actions to superiors.

**TASK:** Disrupt a Net Control Station (NCS) (5-OPFOR-0019)

**CONDITION:** The enemy has established a NCS. The opposing forces (OPFOR) element has radio and jamming equipment.

**STANDARD:** The OPFOR element attempts to disrupt an NCS. 1. Attempts to locate the radio frequency that the unit is operating on. 2. Attempts to enter the radio net. 3. Attempts to issue "bogus" orders to a unit on the net. 4. Jams the radio frequency and forces the unit to go to an alternate frequency.

**TASK:** Disrupt Defensive Preparations (5-OPFOR-0018)

**CONDITION:** The opposing forces (OPFOR) element has located the enemy. Priority intelligence requirements (PIR) and other intelligence requirements obtained by OPFOR patrols indicate that the enemy elements are establishing defensive positions. The OPFOR element has automatic and antiarmor weapons and light mortars.

**STANDARD:** The OPFOR element disrupts and delays the enemy's defensive preparations. 1. Locates and penetrates the enemy's security system. 2. Forces the enemy to delay defensive preparations. 3. Disrupts the enemy's obstacle preparations.

**TASK:** Disrupt Enemy Movement and Operations Using Tactical Nuclear Weapons (5-OPFOR-0016)

**CONDITION:** The opposing forces (OPFOR) element has located the enemy. Priority intelligence requirements (PIR) and other intelligence requirements have been obtained by OPFOR patrols. Tactical nuclear weapons are employed against key locations in the rear area.

**STANDARD:** The OPFOR element disrupts enemy movement and operations. 1. Disrupts or delays the movement of the enemy's equipment and supplies to the forward areas. 2. Destroys enemy equipment and supplies. 3. Inflicts a high rate of nuclear casualties among the enemy forces. 4. Denies the enemy the use of specified areas. 5. Contaminates the enemy's equipment and supplies.

**TASK:** Disrupt Quartering Party Operations (5-OPFOR-0017)

**CONDITION:** The enemy is conducting quartering party operations. It has established an assembly area (AA) but has not moved in the main body.

**STANDARD:** The opposing forces (OPFOR) element attempts to disrupt quartering party operations and infiltrate the enemy's AA. 1. Locates the quartering party and the AA. 2. Surprises the main body. 3. Penetrates the AA with squad-size probes. 4. Inflicts personnel casualties and vehicle damage. 5. Disrupts the unit's preparations (prevents or delays beyond the unit's allotted time).

**TASK:** Disrupt Enemy Movement and Operations Using Persistent and Nonpersistent Chemical Weapons (5-OPFOR-0015)

**CONDITION:** The opposing forces (OPFOR) element has located the enemy. Priority intelligence requirements (PIR) and other intelligence requirements have been obtained by OPFOR patrols. The OPFOR units deliver chemical agents, by means of conventional artillery weapons or aircraft, along selected supply routes and key bases in the rear area.

**STANDARD:** The OPFOR element disrupts enemy movement and operations using persistent and nonpersistent chemical weapons. 1. Delivers chemical agents in low and densely wooded areas. 2. Delays the movement of enemy supplies and equipment to the forward areas. 3. Restricts the movement of the enemy units in the rear area. 4. Channels the movement of enemy units into predesignated ambush areas. 5. Contaminates enemy supplies and equipment. 6. Inflicts a high rate of casualties on enemy forces.

**TASK:** Disrupt Movement (5-OPFOR-0014)

**CONDITION:** The enemy is expected to move through the opposing forces (OPFOR) element's area of operations. The OPFOR element has received an operation order (OPORD) or fragmentary order (FRAGO) to disrupt enemy movement. The enemy has the capability to defend with direct fire and antiarmor weapons.

**STANDARD:** The OPFOR element delays enemy movement. 1. Delays the element. 2. Forces the element to deviate from its route. 3. Prevents the element from reaching its destination. 4. Surprises the element's main body.

**TASK:** Counter Passage of Lines (5-OPFOR-0012)

**CONDITION:** Enemy forces are in defensive positions, but they are expected to attempt passage-of-lines operations. The opposing forces (OPFOR) received orders to disrupt enemy passage-of-lines operations.

**STANDARD:** The OPFOR element delays or prevents enemy passage of lines. 1. Delays the passage. 2. Prevents the company from moving all personnel through the stationary unit. 3. Engages the main body of either the moving or the stationary unit.

**TASK:** Disrupt Assembly Area (AA) Activities (5-OPFOR-0013)

**CONDITION:** Intelligence reports indicate that platoon- and company-size enemy units are operating in the opposing forces (OPFOR) area of operations. Enemy units can defend from AAs with direct fire, antiarmor weapons, and indirect fire. The enemy has close air support (CAS) and nuclear, biological, and chemical (NBC) capabilities.

**STANDARD:** The OPFOR element locates and disrupts the enemy's AA activities. 1. Locates the element's AA. 2. Probes the AA with squad- or team-size elements. 3. Inflicts more than 5 percent casualties on the element. 4. Disrupts the element's preparations (prevents or delays beyond the element's allotted time).

**TASK:** Attack (5-OPFOR-0001)

**CONDITION:** The opposing forces (OPFOR) element has located the enemy. The priority intelligence requirements (PIR) and other intelligence requirements have been obtained by OPFOR patrols. The OPFOR element has automatic and antiarmor weapons and light mortars.

**STANDARD:** The OPFOR element attempts to seize the terrain, vehicles, or equipment. 1. Develops an attack plan. 2. Surprises the enemy unit's main body. 3. Initiates the attack using a scheme of maneuver that exploits the enemy's flanks, gaps, and weaknesses. 4. Uses covered and concealed routes to approach the enemy forces' flanks, gaps, or weakly held areas. 5. Employs indirect fire to support the attack. 6. Penetrates enemy defenses. 7. Destroys equipment and supplies. 8. Inflicts heavy casualties. 9. Isolates the combat service support (CSS) base by blocking reinforcements. 10. Forces enemy units to displace. 11. Avoids being fixed in one position. 12. Withdraws before the CSS base is reinforced with tactical combat forces.

**TASK:** Conduct Sniper Operations (5-OPFOR-0006)

**CONDITION:** The opposing forces (OPFOR) element has assigned snipers (regular or irregular elements) in the enemy's rear area along the main supply route (MSR) and near support sites.

**STANDARD:** The OPFOR element kills or wounds targets. 1. Sets up a well-concealed location. 2. Engages vehicle drivers or personnel on foot with short bursts of semiautomatic fire. 3. Kills or wounds selected targets. 4. Prevents the position from being discovered by enemy forces. 5. Evacuates the area without being spotted. 6. Reports all specified priority intelligence requirements (PIR) and other intelligence requirements to the OPFOR headquarters (HQ).

**TASK:** Conduct Air Attacks (5-OPFOR-0002)

**CONDITION:** The opposing forces (OPFOR) element in the rear area has forwarded the positions of the enemy support sites or the locations of moving elements. The OPFOR aircraft have been dispatched to attack enemy installations or convoys.

**STANDARD:** The OPFOR element attempts to delay, disrupt, or damage the enemy targets by air. 1. Locates the target (support sites or convoys). 2. Makes attack runs on the designated targets. 3. Inflicts heavy damage to the selected target. 4. Sustains no loss of aircraft. 5. Delays moving the force for more than one hour.

**ELEMENTS:** Company Headquarters  
 Three Engineer Platoon Headquarters  
 Nine Engineer Squads

**TASK:** React to an Ambush (07-3-1112.05-T01A)  
 (FM 7-8) (FM 17-98) (FM 34-2-1)  
 (FM 7-92)

**ITERATION:** 1 2 3 4 5 M (Circle)  
**COMMANDER/LEADER ASSESSMENT:** T P U (Circle)

**CONDITIONS:** The element is in a prepared kill zone. The enemy initiates the ambush with a casualty-producing device and a high volume of fire. The unit has guidance provided by the rules of engagement (ROE) and from mission instructions, such as the peace mandate terms of reference, the Status of Forces Agreement (SOFA), and the rules of interaction (ROI). Civilians, government organizations, nongovernmental organizations, private voluntary organizations, and the international press may be present on the battlefield. The presence of civilians can restrict the use of fires and reduce the combat power available to the commander. Some iterations of this task should be performed in MOPP4.

**TASK STANDARDS:** The element reacts immediately to the ambush based on the type (near, far). The platoon disengages the element in the kill zone or forces the enemy to withdraw. The platoon continues follow-on operations. The unit complies with the ROE, mission instruction, and higher headquarters (HQ) and other special orders.

TASK STEPS AND PERFORMANCE MEASURES	GO	NO-GO
<p>NOTE: Leaders ensure that the ROE and the ROI are disseminated to subordinate personnel.</p> <ol style="list-style-type: none"> <li>1. Personnel in the kill zone react to a near ambush (within hand grenade range).                             <ol style="list-style-type: none"> <li>a. Returned fire immediately; assumed covered positions; and threw fragmentation, concussion, and smoke grenades.</li> <li>b. Immediately after the grenades detonated, assaulted individually through the ambush using individual fire and movement</li> </ol> </li> <li>2. Personnel not in the kill zone react to a near ambush.                             <ol style="list-style-type: none"> <li>a. Identified enemy positions.</li> <li>b. Initiated immediate suppressive fires against the enemy.</li> <li>c. Took up covered positions.</li> <li>d. Shifted fires as personnel in the kill zone assaulted through the ambush.</li> </ol> </li> <li>3. Personnel receiving fire in a far ambush (beyond hand grenade range) immediately return fire and take up covered positions.                             <ol style="list-style-type: none"> <li>a. Suppressed or destroyed enemy crew-served weapons first.</li> <li>b. Obscured the enemy position with smoke (M203).</li> <li>c. Sustained suppressive fires and shifted them as the assaulting squads fought through the enemy position.</li> </ol> </li> <li>4. Personnel not receiving fire react to a far ambush.                             <ol style="list-style-type: none"> <li>a. Moved by a covered and concealed route to a vulnerable flank of the enemy's position.</li> <li>b. Assaulted using fire and movement techniques.</li> </ol> </li> <li>5. The element forward observer (FO) calls for and adjusts indirect fires as directed by the element leader.                             <ol style="list-style-type: none"> <li>a. Used indirect fires to isolate the enemy's position.</li> </ol> </li> </ol>		

<b>TASK STEPS AND PERFORMANCE MEASURES</b>	<b>GO</b>	<b>NO-GO</b>
b. Adjusted fires on any retreating enemy. * 6. The platoon leader accounts for all personnel and equipment after the enemy has withdrawn. a. Reported the situation to higher HQ. b. Consolidated and reorganized as necessary. c. Continued the mission.		

<b>TASK PERFORMANCE / EVALUATION SUMMARY BLOCK</b>							
<b>ITERATION</b>	<b>1</b>	<b>2</b>	<b>3</b>	<b>4</b>	<b>5</b>	<b>M</b>	<b>TOTAL</b>
TOTAL TASK STEPS EVALUATED							
TOTAL TASK STEPS "GO"							
TRAINING STATUS "GO"/"NO-GO"							

"\*" indicates a leader task step.

**SUPPORTING INDIVIDUAL TASKS: NONE**

**SUPPORTING COLLECTIVE TASKS**

<b>Task Number</b>	<b>Task Title</b>	<b>References</b>
05-2-0100	Coordinate the Synchronization and Integration of Fire Support (FS)	ARTEP 5-053-35-MTP ARTEP 5-113-35-MTP ARTEP 5-335-65-MTP ARTEP 5-337-35-MTP ARTEP 5-435-67-MTP ARTEP 5-437-36-MTP ARTEP 5-437-38-MTP
08-2-0314.05-T01A	Treat Unit Casualties (for Units with Medical Treatment Personnel)	ARTEP 5-026-34-MTP ARTEP 5-053-35-MTP ARTEP 5-063-35-MTP ARTEP 5-113-35-MTP ARTEP 5-156-34-MTP ARTEP 5-216-34-MTP ARTEP 5-336-34-MTP ARTEP 5-416-34-MTP ARTEP 5-436-35-MTP ARTEP 5-436-37-MTP ARTEP 5-446-34-MTP ARTEP 5-446-36-MTP
12-1-0403.05-T01A	Report Casualties	ARTEP 5-025-66-MTP ARTEP 5-026-34-MTP ARTEP 5-155-66-MTP ARTEP 5-156-34-MTP ARTEP 5-215-66-MTP ARTEP 5-216-34-MTP ARTEP 5-335-60-MTP ARTEP 5-335-66-MTP

### SUPPORTING COLLECTIVE TASKS

Task Number	Task Title	References
		ARTEP 5-336-34-MTP
		ARTEP 5-415-66-MTP
		ARTEP 5-425-66-MTP
		ARTEP 5-426-34-MTP
		ARTEP 5-435-66-MTP
		ARTEP 5-436-35-MTP
		ARTEP 5-436-37-MTP
		ARTEP 5-445-64-MTP
		ARTEP 5-445-66-MTP
		ARTEP 5-446-34-MTP
		ARTEP 5-446-36-MTP
		ARTEP 5-605-66-MTP
		ARTEP 5-606-34-MTP
		ARTEP 5-615-66-MTP
		ARTEP 5-616-34-MTP

### OPFOR TASKS AND STANDARDS

**TASK:** Conduct an Ambush (07-OPFOR-1112)

**CONDITION:** The opposing forces (OPFOR) are operating separately or as part of a larger unit. The OPFOR is ordered to conduct an ambush along the enemy's lines of communications. The OPFOR has designated priority intelligence requirements (PIR) and other intelligence requirements (IR). Light automatic weapons, light mortars, and antiarmor systems are available.

**STANDARD:** 1. The OPFOR emplaces the ambush not later than the time specified in the order. 2. The OPFOR surprises the enemy. 3. The OPFOR engages, fixes, and/or destroys the specified enemy element in the kill zone. OR 4. The OPFOR engages and destroys all of the specified vehicles in the kill zone. 5. The OPFOR withdraws all personnel and equipment from the objective, on order. 6. All specified PIR and IR are obtained from the ambush site.

**TASK:** Surrender to the Capturing Unit on the Battlefield (5-OPFOR-0024)

**CONDITION:** The enemy has captured the opposing forces (OPFOR) element's soldiers, documents, and equipment sensitive to the OPFOR tactical operations.

**STANDARD:** The OPFOR soldiers retain or destroy documents and equipment. The OPFOR element surrenders documents and equipment of no tactical use to the enemy and attempts to conceal or destroy items of tactical value. The OPFOR element attempts escape and evasion. 1. Prevents the successful capture of documents and equipment. 2. Destroys documents and equipment. 3. Removes identifying markings from equipment. 4. Removes unit-identifying insignia. 5. Provides misleading information. 6. Plans an escape. 7. Delays movement to the nearest collection point. 8. Prevents safeguarding of enemy prisoners of war (EPWs) in order to cause embarrassment to the United States (US).

**TASK:** Disrupt a Route Reconnaissance (5-OPFOR-0021)

**CONDITION:** The enemy is conducting a route reconnaissance. The opposing forces (OPFOR) element is positioned along the enemy's route.



**STANDARD:** The OPFOR element attempts to disrupt a squad/section conducting a route reconnaissance. 1. Prevents the unit from meeting its specified time schedule. 2. Forces the unit to deviate from its specified route. 3. Prevents the unit from reaching its assigned destination. 4. Surprises the squad/section. 5. Inflicts casualties on the unit.

**TASK:** Conduct a Raid (5-OPFOR-0004)

**CONDITION:** The opposing forces (OPFOR) element has occupied an objective rally point and has orders to conduct a raid on a combat service support (CSS) base.

**STANDARD:** The OPFOR element infiltrates the enemy's base and destroys all of the targets. 1. Surprises the enemy forces. 2. Assaults the support base and accomplishes the assigned tasks. 3. Destroys the specified equipment and supplies. 4. Avoids being decisively engaged. 5. Withdraws all personnel from the objective areas within the time prescribed. 6. Obtains all priority intelligence requirements (PIR) from the raid site. 7. Sustains only light casualties from enemy fire.

**TASK:** Conduct an Aerial Reconnaissance (5-OPFOR-0010)

**CONDITION:** The opposing forces (OPFOR) headquarters (HQ) element requires intelligence on the locations and identification of enemy elements. An aircraft is dispatched to take photographs and make a visual inspection of the enemy rear area.

**STANDARD:** The OPFOR element gathers photograph intelligence of the enemy. 1. Photographs the assigned sectors. 2. Makes quick visual checks where the ceiling is low. 3. Locates enemy positions in the area, particularly support and storage bases, and command and control (C2) facilities. 4. Sustains no loss of aircraft. 5. Reports priority intelligence requirements (PIR) and other information requirements to the OPFOR HQ.

**TASK:** Defeat Obstacles (5-OPFOR-0009)

**CONDITION:** The opposing forces (OPFOR) element encounters an obstacle that blocks the avenue of approach as it advances upon the enemy forces.

**STANDARD:** The OPFOR element bypasses or breaches the enemy obstacle. 1. Detects the obstacle before halting its main body. 2. Defeats the obstacle. a. Bypasses the obstacle without entering the engagement areas. b. Breaches the obstacle within 45 minutes and passes its entire force through the obstacle. 3. Does not incur degradation to the point that the mission must be discontinued.

**TASK:** Conduct an Attack (5-OPFOR-0008)

**CONDITION:** The enemy is conducting tactical operations. The opposing forces (OPFOR) element receives orders to attack the enemy, the area of occupation, or the main supply route (MSR) with smoke.

**STANDARD:** The OPFOR element disrupts the enemy's movement and smoke operations. 1. Determines the delivery method of the smoke attack. 2. Locates the target. 3. Delivers the smoke attack downwind. 4. Attacks the enemy with smoke, and surge attacks when the enemy responds to the smoke.

**TASK:** Disrupt Construction of Vehicle Fighting Positions (5-OPFOR-0020)

**CONDITION:** The opposing forces (OPFOR) element has located the enemy. The priority intelligence requirements (PIR) and other intelligence obtained by OPFOR patrols indicate the enemy is constructing vehicle fighting positions within its defensive area. The OPFOR element has automatic and antiarmor weapons and light mortars.

**STANDARD:** The OPFOR element attempts to disrupt the enemy's efforts to establish vehicle fighting positions. 1. Locates the defensive area. 2. Surprises the main body. 3. Penetrates the defensive area with squad-size probes. 4. Inflicts casualties on the unit. 5. Destroys vehicles. 6. Disrupts the unit's preparations (prevents or delays beyond the unit's allotted time).

**TASK:** Disrupt an Engineer Reconnaissance (5-OPFOR-0022)

**CONDITION:** The enemy is conducting an engineer reconnaissance. The opposing forces (OPFOR) element is positioned along the enemy's route.

**STANDARD:** The OPFOR element disrupts an engineer reconnaissance. 1. Prevents the unit from meeting its specified time schedule. 2. Forces the unit to deviate from its specified route. 3. Prevents the unit from accomplishing its assigned engineer reconnaissance. 4. Surprises the unit conducting the reconnaissance.

**TASK:** Conduct Terrorist and Saboteur Attacks (5-OPFOR-0005)

**CONDITION:** The opposing forces (OPFOR) element dispatches small teams into the enemy's rear area to disrupt combat service support (CSS) operations.

**STANDARD:** The enemy sustains disrupted command and control (C2), destroyed equipment and supplies, and light casualties. 1. Locates rear support bases and C2 facilities. 2. Delays and disrupts CSS operations through probes. 3. Infiltrates CSS bases to conduct sabotage and terrorist activities. 4. Inflicts light casualties. 5. Destroys supplies and equipment.

**TASK:** Defend a Minefield (5-OPFOR-0023)

**CONDITION:** The enemy is conducting a minefield sweeping operation. The opposing forces (OPFOR) element has a minefield placed in the enemy's path. The minefield is under constant observation and fire.

**STANDARD:** The OPFOR element defends a minefield against an enemy element conducting a minefield sweeping operation. 1. Prevents the unit from detecting the obstacle. 2. Disrupts the minefield sweeping operation. 3. Prevents the unit from conducting the minefield sweeping operation, prevents the unit from moving all personnel through the breach, or delays the completion of the minefield sweeping operation for more than 45 minutes.

**TASK:** Maintain Contact (5-OPFOR-0003)

**CONDITION:** The opposing forces (OPFOR) element is engaged with enemy base defense forces. The enemy forces are withdrawing under pressure.

**STANDARD:** The OPFOR element maintains enemy contact while the enemy withdraws. 1. Engages the enemy forces decisively. 2. Advances the OPFOR as the enemy forces withdraw. 3. Inflicts heavy casualties. 4. Captures the members of the enemy force. 5. Captures documents and equipment. 6. Safeguards captured documents, equipment, and personnel.

**TASK:** Conduct an Ambush (5-OPFOR-0007)

**CONDITION:** The enemy is moving in a convoy. The opposing forces (OPFOR) element is positioned along the enemy's route.

**STANDARD:** The OPFOR element inflicts casualties on the enemy and causes vehicle and equipment damage. 1. Prepares an ambush site before the element arrives. 2. Surprises march element forces. 3. Inflicts heavy casualties within the designated kill zone. 4. Inflicts heavy damage to vehicles and equipment within the designated kill zone. 5. Delays the march element from reaching a specified destination for a specified period of time. 6. Withdraws on order. 7. Sustains no casualties. 8. Reports actions to superiors.

**TASK:** Disrupt a Net Control Station (NCS) (5-OPFOR-0019)

**CONDITION:** The enemy has established a NCS. The opposing forces (OPFOR) element has radio and jamming equipment.

**STANDARD:** The OPFOR element attempts to disrupt an NCS. 1. Attempts to locate the radio frequency that the unit is operating on. 2. Attempts to enter the radio net. 3. Attempts to issue "bogus" orders to a unit on the net. 4. Jams the radio frequency and forces the unit to go to an alternate frequency.

**TASK:** Disrupt Defensive Preparations (5-OPFOR-0018)

**CONDITION:** The opposing forces (OPFOR) element has located the enemy. Priority intelligence requirements (PIR) and other intelligence requirements obtained by OPFOR patrols indicate that the enemy elements are establishing defensive positions. The OPFOR element has automatic and antiarmor weapons and light mortars.

**STANDARD:** The OPFOR element disrupts and delays the enemy's defensive preparations. 1. Locates and penetrates the enemy's security system. 2. Forces the enemy to delay defensive preparations. 3. Disrupts the enemy's obstacle preparations.

**TASK:** Disrupt Enemy Movement and Operations Using Tactical Nuclear Weapons (5-OPFOR-0016)

**CONDITION:** The opposing forces (OPFOR) element has located the enemy. Priority intelligence requirements (PIR) and other intelligence requirements have been obtained by OPFOR patrols. Tactical nuclear weapons are employed against key locations in the rear area.

**STANDARD:** The OPFOR element disrupts enemy movement and operations. 1. Disrupts or delays the movement of the enemy's equipment and supplies to the forward areas. 2. Destroys enemy equipment and supplies. 3. Inflicts a high rate of nuclear casualties among the enemy forces. 4. Denies the enemy the use of specified areas. 5. Contaminates the enemy's equipment and supplies.

**TASK:** Disrupt Quartering Party Operations (5-OPFOR-0017)

**CONDITION:** The enemy is conducting quartering party operations. It has established an assembly area (AA) but has not moved in the main body.

**STANDARD:** The opposing forces (OPFOR) element attempts to disrupt quartering party operations and infiltrate the enemy's AA. 1. Locates the quartering party and the AA. 2. Surprises the main body. 3. Penetrates the AA with squad-size probes. 4. Inflicts personnel casualties and vehicle damage. 5. Disrupts the unit's preparations (prevents or delays beyond the unit's allotted time).

**TASK:** Disrupt Enemy Movement and Operations Using Persistent and Nonpersistent Chemical Weapons (5-OPFOR-0015)

**CONDITION:** The opposing forces (OPFOR) element has located the enemy. Priority intelligence requirements (PIR) and other intelligence requirements have been obtained by OPFOR patrols. The OPFOR units deliver chemical agents, by means of conventional artillery weapons or aircraft, along selected supply routes and key bases in the rear area.

**STANDARD:** The OPFOR element disrupts enemy movement and operations using persistent and nonpersistent chemical weapons. 1. Delivers chemical agents in low and densely wooded areas. 2. Delays the movement of enemy supplies and equipment to the forward areas. 3. Restricts the movement of the enemy units in the rear area. 4. Channels the movement of enemy units into predesignated ambush areas. 5. Contaminates enemy supplies and equipment. 6. Inflicts a high rate of casualties on enemy forces.

**TASK:** Disrupt Movement (5-OPFOR-0014)

**CONDITION:** The enemy is expected to move through the opposing forces (OPFOR) element's area of operations. The OPFOR element has received an operation order (OPORD) or fragmentary order (FRAGO) to disrupt enemy movement. The enemy has the capability to defend with direct fire and antiarmor weapons.

**STANDARD:** The OPFOR element delays enemy movement. 1. Delays the element. 2. Forces the element to deviate from its route. 3. Prevents the element from reaching its destination. 4. Surprises the element's main body.

**TASK:** Counter Passage of Lines (5-OPFOR-0012)

**CONDITION:** Enemy forces are in defensive positions, but they are expected to attempt passage-of-lines operations. The opposing forces (OPFOR) received orders to disrupt enemy passage-of-lines operations.

**STANDARD:** The OPFOR element delays or prevents enemy passage of lines. 1. Delays the passage. 2. Prevents the company from moving all personnel through the stationary unit. 3. Engages the main body of either the moving or the stationary unit.

**TASK:** Disrupt Assembly Area (AA) Activities (5-OPFOR-0013)

**CONDITION:** Intelligence reports indicate that platoon- and company-size enemy units are operating in the opposing forces (OPFOR) area of operations. Enemy units can defend from AAs with direct fire, antiarmor weapons, and indirect fire. The enemy has close air support (CAS) and nuclear, biological, and chemical (NBC) capabilities.

**STANDARD:** The OPFOR element locates and disrupts the enemy's AA activities. 1. Locates the element's AA. 2. Probes the AA with squad- or team-size elements. 3. Inflicts more than 5 percent casualties on the element. 4. Disrupts the element's preparations (prevents or delays beyond the element's allotted time).

**TASK:** Attack (5-OPFOR-0001)

**CONDITION:** The opposing forces (OPFOR) element has located the enemy. The priority intelligence requirements (PIR) and other intelligence requirements have been obtained by OPFOR patrols. The OPFOR element has automatic and antiarmor weapons and light mortars.

**STANDARD:** The OPFOR element attempts to seize the terrain, vehicles, or equipment. 1. Develops an attack plan. 2. Surprises the enemy unit's main body. 3. Initiates the attack using a scheme of maneuver that exploits the enemy's flanks, gaps, and weaknesses. 4. Uses covered and concealed routes to approach the enemy forces' flanks, gaps, or weakly held areas. 5. Employs indirect fire to support the attack. 6. Penetrates enemy defenses. 7. Destroys equipment and supplies. 8. Inflicts heavy casualties. 9. Isolates the combat service support (CSS) base by blocking reinforcements. 10. Forces enemy units to displace. 11. Avoids being fixed in one position. 12. Withdraws before the CSS base is reinforced with tactical combat forces.

**TASK:** Conduct Sniper Operations (5-OPFOR-0006)

**CONDITION:** The opposing forces (OPFOR) element has assigned snipers (regular or irregular elements) in the enemy's rear area along the main supply route (MSR) and near support sites.

**STANDARD:** The OPFOR element kills or wounds targets. 1. Sets up a well-concealed location. 2. Engages vehicle drivers or personnel on foot with short bursts of semiautomatic fire. 3. Kills or wounds selected targets. 4. Prevents the position from being discovered by enemy forces. 5. Evacuates the area without being spotted. 6. Reports all specified priority intelligence requirements (PIR) and other intelligence requirements to the OPFOR headquarters (HQ).

**TASK:** Conduct Air Attacks (5-OPFOR-0002)

**CONDITION:** The opposing forces (OPFOR) element in the rear area has forwarded the positions of the enemy support sites or the locations of moving elements. The OPFOR aircraft have been dispatched to attack enemy installations or convoys.

**STANDARD:** The OPFOR element attempts to delay, disrupt, or damage the enemy targets by air. 1. Locates the target (support sites or convoys). 2. Makes attack runs on the designated targets. 3. Inflicts heavy damage to the selected target. 4. Sustains no loss of aircraft. 5. Delays moving the force for more than one hour.

- ELEMENTS:** Company Headquarters  
 Maintenance Section  
 Three Engineer Platoon Headquarters  
 Nine Engineer Squads  
 Assault and Obstacle Platoon Headquarters  
 Obstacle Section  
 Three Assault Sections  
 Combat Medical Section

**TASK:** Conduct a Tactical Road March (07-3-1123.05-T01A)  
 (FM 7-10) (FM 7-8)

**ITERATION:** 1 2 3 4 5 M (Circle)

**COMMANDER/LEADER ASSESSMENT:** T P U (Circle)

**CONDITIONS:** The element is ordered to conduct a tactical road march. Digital units have performed functionality checks, and systems are operational. The enemy (no larger than a squad or platoon size) can assault mounted or dismounted and employ indirect fires or air support. Some iterations of this task should be performed in MOPP4.

**TASK STANDARDS:** The element crosses the start point (SP), follows the prescribed route without deviation (unless required otherwise by enemy action or at the direction of higher headquarters [HQ]), and crosses the release point (RP), all as specified in the order. Digital units send and receive reports using frequency-modulated (FM) or digital means. The time required to perform this task is increased when conducting it in mission-oriented protection posture (MOPP) 4.

TASK STEPS AND PERFORMANCE MEASURES	GO	NO-GO
<p>* 1. The element leader issues a warning order (WO) to subordinate leaders.</p> <ul style="list-style-type: none"> <li>a. Included enough information for subordinate elements to prepare for the mission.</li> <li>b. Gave the WO immediately after being alerted for the mission.</li> <li>c. Included movement instructions if the movement was to be initiated before the operation order (OPORD) was issued.</li> <li>d. Addressed items not covered in the unit's standing operating procedure (SOP).</li> <li>e. Specified the time and location to issue the OPORD.</li> </ul> <p>* 2. The element leader completes the plan and issues the march order.</p> <ul style="list-style-type: none"> <li>a. Provided a statement of the enemy situation, weather, and visibility conditions.</li> <li>b. Identified the route, the SP, the RP, critical points, and other control points.</li> <li>c. Provided the order of movement, the order of march, the march rate, and the distance to maintain between units.</li> <li>d. Established security tasks for subordinate elements, to include all-around security and air guard coverage for the entire element.</li> <li>e. Addressed contingencies for actions on enemy contact.</li> </ul> <p>NOTE: Plans must include the reaction to an enemy ambush; indirect fire; air attack; nuclear, biological, and chemical (NBC) attack; and sniper fires.</p> <ul style="list-style-type: none"> <li>f. Provided the soldiers with load guides.</li> <li>g. Ensured that subordinate leaders briefed their plans.</li> </ul> <p>3. The element conducts the necessary resupply of water, rations, ammunition, batteries, and special-issue items.</p>		

TASK STEPS AND PERFORMANCE MEASURES	GO	NO-GO
<p>a. Inspected personnel and vehicles for the proper load and equipment and their readiness to move.</p> <p>b. Completed a communications check using digital and frequency modulated (FM) radios to report the element's readiness to move.</p> <p>4. The element conducts the road movement.</p> <p>a. Crossed the SP at the designated time.</p> <p>b. Maintained personnel and vehicle intervals and the march rate specified in the order or the unit's SOP.</p> <p>c. Followed the prescribed route.</p> <p>5. The element maintains local security throughout the movement.</p> <p>a. Maintained all-around observation at all times, to include air guards.</p> <p>b. Oriented as directed, to establish local security.</p> <p>6. The unit reports and reacts to enemy contact using the Digital Reconnaissance System (DRS).</p> <p>a. Reported and reacted according to directions in the OPORD.</p> <p>b. Reported and reacted according to the unit's SOP.</p> <p>7. The unit halts.</p> <p>a. Conducted the halt at regular intervals according to the unit's SOP (as the tactical situation permitted) to rest the troops, adjust and redistribute the equipment, and perform foot hygiene.</p> <p>b. Positioned the element to provide all-around security.</p> <p>c. Reported all halts to the next higher HQ using the digital reporting procedures on the mobile subscriber radiotelephone terminal (MSRT).</p> <p>d. Positioned vehicles in a herringbone formation.</p> <p>e. Dismounted personnel to provide local security.</p> <p>f. Checked the condition of the personnel and equipment.</p> <p>g. Coordinated with the adjacent unit.</p> <p>h. Reported status to higher HQ using the digital reporting procedures on the MSRT.</p> <p>* 8. The leader controls the unit.</p> <p>a. Used visual, messenger, digital, or radio signals for control throughout the movement.</p> <p>b. Reported control measures as directed by the SOP or the order using the DRS.</p> <p>c. Used control measures from the order, modified as needed.</p> <p>9. The element arrives at the RP at the time specified in the order.</p> <p>a. Met the quartering-party guide, if one was designated.</p> <p>b. Passed through the RP without halting.</p> <p>c. Reported the crossing to higher HQ using the digital reporting procedures on the MSRT.</p>		

TASK PERFORMANCE / EVALUATION SUMMARY BLOCK							
ITERATION	1	2	3	4	5	M	TOTAL
TOTAL TASK STEPS EVALUATED							
TOTAL TASK STEPS "GO"							
TRAINING STATUS "GO"/"NO-GO"							

"\*" indicates a leader task step.

**SUPPORTING INDIVIDUAL TASKS**

<b>Task Number</b>	<b>Task Title</b>	<b>References</b>
052-191-1501	Perform Individual Camouflage	STP 21-1-SMCT
071-329-1000	Identify Topographic Symbols on a Military Map	STP 21-1-SMCT
071-329-1001	Identify Terrain Features on a Map	STP 21-1-SMCT
071-329-1002	Determine the Grid Coordinates of a Point on a Military Map	STP 21-1-SMCT
071-329-1003	Determine a Magnetic Azimuth Using a Lensatic Compass	STP 21-1-SMCT
071-329-1005	Determine a Location on the Ground by Terrain Association	STP 21-1-SMCT
071-329-1008	Measure Distance on a Map	STP 21-1-SMCT
071-329-1012	Orient a Map to the Ground by Map Terrain Association	STP 21-1-SMCT
071-329-1018	Determine Direction Without a Compass	STP 21-1-SMCT
071-331-0804	Perform Surveillance Without the Aid of Electronic Devices	STP 21-1-SMCT
071-331-0815	Practice Noise, Light, and Litter Discipline	STP 21-1-SMCT
113-571-1022	Perform Voice Communications	STP 21-1-SMCT
121-030-3534	Report Casualties	STP 21-24-SMCT
301-348-1050	Report Information of Potential Intelligence Value	STP 21-1-SMCT
551-721-1359	Drive Vehicle in a Convoy	STP 21-1-SMCT
551-721-1363	Drive Vehicle With or Without Trailer/Semitrailer in Blackout Conditions	STP 21-1-SMCT
551-721-1408	Implement Defensive Procedures when Under Enemy Attack or Ambush in a Truck Convoy	STP 21-1-SMCT

**SUPPORTING COLLECTIVE TASKS: NONE****OPFOR TASKS AND STANDARDS**

**TASK:** Surrender to the Capturing Unit on the Battlefield (5-OPFOR-0024)

**CONDITION:** The enemy has captured the opposing forces (OPFOR) element's soldiers, documents, and equipment sensitive to the OPFOR tactical operations.

**STANDARD:** The OPFOR soldiers retain or destroy documents and equipment. The OPFOR element surrenders documents and equipment of no tactical use to the enemy and attempts to conceal or destroy items of tactical value. The OPFOR element attempts escape and evasion. 1. Prevents the successful capture of documents and equipment. 2. Destroys documents and equipment. 3. Removes identifying markings from equipment. 4. Removes unit-identifying insignia. 5. Provides misleading information. 6. Plans an escape. 7. Delays movement to the nearest collection point. 8. Prevents safeguarding of enemy prisoners of war (EPWs) in order to cause embarrassment to the United States (US).

**TASK:** Disrupt Movement (5-OPFOR-0014)



**CONDITION:** The enemy is expected to move through the opposing forces (OPFOR) element's area of operations. The OPFOR element has received an operation order (OPORD) or fragmentary order (FRAGO) to disrupt enemy movement. The enemy has the capability to defend with direct fire and antiarmor weapons.

**STANDARD:** The OPFOR element delays enemy movement. 1. Delays the element. 2. Forces the element to deviate from its route. 3. Prevents the element from reaching its destination. 4. Surprises the element's main body.

**TASK:** Disrupt a Route Reconnaissance (5-OPFOR-0021)

**CONDITION:** The enemy is conducting a route reconnaissance. The opposing forces (OPFOR) element is positioned along the enemy's route.

**STANDARD:** The OPFOR element attempts to disrupt a squad/section conducting a route reconnaissance. 1. Prevents the unit from meeting its specified time schedule. 2. Forces the unit to deviate from its specified route. 3. Prevents the unit from reaching its assigned destination. 4. Surprises the squad/section. 5. Inflicts casualties on the unit.

**TASK:** Conduct a Raid (5-OPFOR-0004)

**CONDITION:** The opposing forces (OPFOR) element has occupied an objective rally point and has orders to conduct a raid on a combat service support (CSS) base.

**STANDARD:** The OPFOR element infiltrates the enemy's base and destroys all of the targets. 1. Surprises the enemy forces. 2. Assaults the support base and accomplishes the assigned tasks. 3. Destroys the specified equipment and supplies. 4. Avoids being decisively engaged. 5. Withdraws all personnel from the objective areas within the time prescribed. 6. Obtains all priority intelligence requirements (PIR) from the raid site. 7. Sustains only light casualties from enemy fire.

**TASK:** Conduct an Aerial Reconnaissance (5-OPFOR-0010)

**CONDITION:** The opposing forces (OPFOR) headquarters (HQ) element requires intelligence on the locations and identification of enemy elements. An aircraft is dispatched to take photographs and make a visual inspection of the enemy rear area.

**STANDARD:** The OPFOR element gathers photograph intelligence of the enemy. 1. Photographs the assigned sectors. 2. Makes quick visual checks where the ceiling is low. 3. Locates enemy positions in the area, particularly support and storage bases, and command and control (C2) facilities. 4. Sustains no loss of aircraft. 5. Reports priority intelligence requirements (PIR) and other information requirements to the OPFOR HQ.

**TASK:** Defeat Obstacles (5-OPFOR-0009)

**CONDITION:** The opposing forces (OPFOR) element encounters an obstacle that blocks the avenue of approach as it advances upon the enemy forces.

**STANDARD:** The OPFOR element bypasses or breaches the enemy obstacle. 1. Detects the obstacle before halting its main body. 2. Defeats the obstacle. a. Bypasses the obstacle without entering the engagement areas. b. Breaches the obstacle within 45 minutes and passes its entire force through the obstacle. 3. Does not incur degradation to the point that the mission must be discontinued.

**TASK:** Conduct an Attack (5-OPFOR-0008)

**CONDITION:** The enemy is conducting tactical operations. The opposing forces (OPFOR) element receives orders to attack the enemy, the area of occupation, or the main supply route (MSR) with smoke.

**STANDARD:** The OPFOR element disrupts the enemy's movement and smoke operations. 1. Determines the delivery method of the smoke attack. 2. Locates the target. 3. Delivers the smoke attack downwind. 4. Attacks the enemy with smoke, and surge attacks when the enemy responds to the smoke.

**TASK:** Disrupt Construction of Vehicle Fighting Positions (5-OPFOR-0020)

**CONDITION:** The opposing forces (OPFOR) element has located the enemy. The priority intelligence requirements (PIR) and other intelligence obtained by OPFOR patrols indicate the enemy is constructing vehicle fighting positions within its defensive area. The OPFOR element has automatic and antiarmor weapons and light mortars.

**STANDARD:** The OPFOR element attempts to disrupt the enemy's efforts to establish vehicle fighting positions. 1. Locates the defensive area. 2. Surprises the main body. 3. Penetrates the defensive area with squad-size probes. 4. Inflicts casualties on the unit. 5. Destroys vehicles. 6. Disrupts the unit's preparations (prevents or delays beyond the unit's allotted time).

**TASK:** Disrupt an Engineer Reconnaissance (5-OPFOR-0022)

**CONDITION:** The enemy is conducting an engineer reconnaissance. The opposing forces (OPFOR) element is positioned along the enemy's route.

**STANDARD:** The OPFOR element disrupts an engineer reconnaissance. 1. Prevents the unit from meeting its specified time schedule. 2. Forces the unit to deviate from its specified route. 3. Prevents the unit from accomplishing its assigned engineer reconnaissance. 4. Surprises the unit conducting the reconnaissance.

**TASK:** Conduct Terrorist and Saboteur Attacks (5-OPFOR-0005)

**CONDITION:** The opposing forces (OPFOR) element dispatches small teams into the enemy's rear area to disrupt combat service support (CSS) operations.

**STANDARD:** The enemy sustains disrupted command and control (C2), destroyed equipment and supplies, and light casualties. 1. Locates rear support bases and C2 facilities. 2. Delays and disrupts CSS operations through probes. 3. Infiltrates CSS bases to conduct sabotage and terrorist activities. 4. Inflicts light casualties. 5. Destroys supplies and equipment.

**TASK:** Defend a Minefield (5-OPFOR-0023)

**CONDITION:** The enemy is conducting a minefield sweeping operation. The opposing forces (OPFOR) element has a minefield placed in the enemy's path. The minefield is under constant observation and fire.

**STANDARD:** The OPFOR element defends a minefield against an enemy element conducting a minefield sweeping operation. 1. Prevents the unit from detecting the obstacle. 2. Disrupts the minefield sweeping operation. 3. Prevents the unit from conducting the minefield sweeping operation, prevents the unit from moving all personnel through the breach, or delays the completion of the minefield sweeping operation for more than 45 minutes.

**TASK:** Maintain Contact (5-OPFOR-0003)

**CONDITION:** The opposing forces (OPFOR) element is engaged with enemy base defense forces. The enemy forces are withdrawing under pressure.

**STANDARD:** The OPFOR element maintains enemy contact while the enemy withdraws. 1. Engages the enemy forces decisively. 2. Advances the OPFOR as the enemy forces withdraw. 3. Inflicts heavy casualties. 4. Captures the members of the enemy force. 5. Captures documents and equipment. 6. Safeguards captured documents, equipment, and personnel.

**TASK:** Conduct an Ambush (5-OPFOR-0007)

**CONDITION:** The enemy is moving in a convoy. The opposing forces (OPFOR) element is positioned along the enemy's route.

**STANDARD:** The OPFOR element inflicts casualties on the enemy and causes vehicle and equipment damage. 1. Prepares an ambush site before the element arrives. 2. Surprises march element forces. 3. Inflicts heavy casualties within the designated kill zone. 4. Inflicts heavy damage to vehicles and equipment within the designated kill zone. 5. Delays the march element from reaching a specified destination for a specified period of time. 6. Withdraws on order. 7. Sustains no casualties. 8. Reports actions to superiors.

**TASK:** Disrupt a Net Control Station (NCS) (5-OPFOR-0019)

**CONDITION:** The enemy has established a NCS. The opposing forces (OPFOR) element has radio and jamming equipment.

**STANDARD:** The OPFOR element attempts to disrupt an NCS. 1. Attempts to locate the radio frequency that the unit is operating on. 2. Attempts to enter the radio net. 3. Attempts to issue "bogus" orders to a unit on the net. 4. Jams the radio frequency and forces the unit to go to an alternate frequency.

**TASK:** Disrupt Defensive Preparations (5-OPFOR-0018)

**CONDITION:** The opposing forces (OPFOR) element has located the enemy. Priority intelligence requirements (PIR) and other intelligence requirements obtained by OPFOR patrols indicate that the enemy elements are establishing defensive positions. The OPFOR element has automatic and antiarmor weapons and light mortars.

**STANDARD:** The OPFOR element disrupts and delays the enemy's defensive preparations. 1. Locates and penetrates the enemy's security system. 2. Forces the enemy to delay defensive preparations. 3. Disrupts the enemy's obstacle preparations.

**TASK:** Disrupt Enemy Movement and Operations Using Tactical Nuclear Weapons (5-OPFOR-0016)

**CONDITION:** The opposing forces (OPFOR) element has located the enemy. Priority intelligence requirements (PIR) and other intelligence requirements have been obtained by OPFOR patrols. Tactical nuclear weapons are employed against key locations in the rear area.

**STANDARD:** The OPFOR element disrupts enemy movement and operations. 1. Disrupts or delays the movement of the enemy's equipment and supplies to the forward areas. 2. Destroys enemy equipment and supplies. 3. Inflicts a high rate of nuclear casualties among the enemy forces. 4. Denies the enemy the use of specified areas. 5. Contaminates the enemy's equipment and supplies.

**TASK:** Disrupt Quartering Party Operations (5-OPFOR-0017)

**CONDITION:** The enemy is conducting quartering party operations. It has established an assembly area (AA) but has not moved in the main body.

**STANDARD:** The opposing forces (OPFOR) element attempts to disrupt quartering party operations and infiltrate the enemy's AA. 1. Locates the quartering party and the AA. 2. Surprises the main body. 3. Penetrates the AA with squad-size probes. 4. Inflicts personnel casualties and vehicle damage. 5. Disrupts the unit's preparations (prevents or delays beyond the unit's allotted time).

**TASK:** Disrupt Enemy Movement and Operations Using Persistent and Nonpersistent Chemical Weapons (5-OPFOR-0015)

**CONDITION:** The opposing forces (OPFOR) element has located the enemy. Priority intelligence requirements (PIR) and other intelligence requirements have been obtained by OPFOR patrols. The OPFOR units deliver chemical agents, by means of conventional artillery weapons or aircraft, along selected supply routes and key bases in the rear area.

**STANDARD:** The OPFOR element disrupts enemy movement and operations using persistent and nonpersistent chemical weapons. 1. Delivers chemical agents in low and densely wooded areas. 2. Delays the movement of enemy supplies and equipment to the forward areas. 3. Restricts the movement of the enemy units in the rear area. 4. Channels the movement of enemy units into predesignated ambush areas. 5. Contaminates enemy supplies and equipment. 6. Inflicts a high rate of casualties on enemy forces.

**TASK:** Disrupt Assembly Area (AA) Activities (5-OPFOR-0013)

**CONDITION:** Intelligence reports indicate that platoon- and company-size enemy units are operating in the opposing forces (OPFOR) area of operations. Enemy units can defend from AAs with direct fire, antiarmor weapons, and indirect fire. The enemy has close air support (CAS) and nuclear, biological, and chemical (NBC) capabilities.

**STANDARD:** The OPFOR element locates and disrupts the enemy's AA activities. 1. Locates the element's AA. 2. Probes the AA with squad- or team-size elements. 3. Inflicts more than 5 percent casualties on the element. 4. Disrupts the element's preparations (prevents or delays beyond the element's allotted time).

**TASK:** Counter Passage of Lines (5-OPFOR-0012)

**CONDITION:** Enemy forces are in defensive positions, but they are expected to attempt passage-of-lines operations. The opposing forces (OPFOR) received orders to disrupt enemy passage-of-lines operations.

**STANDARD:** The OPFOR element delays or prevents enemy passage of lines. 1. Delays the passage. 2. Prevents the company from moving all personnel through the stationary unit. 3. Engages the main body of either the moving or the stationary unit.

**TASK:** Attack (5-OPFOR-0001)

**CONDITION:** The opposing forces (OPFOR) element has located the enemy. The priority intelligence requirements (PIR) and other intelligence requirements have been obtained by OPFOR patrols. The OPFOR element has automatic and antiarmor weapons and light mortars.

**STANDARD:** The OPFOR element attempts to seize the terrain, vehicles, or equipment. 1. Develops an attack plan. 2. Surprises the enemy unit's main body. 3. Initiates the attack using a scheme of maneuver that exploits the enemy's flanks, gaps, and weaknesses. 4. Uses covered and concealed routes to approach the enemy forces' flanks, gaps, or weakly held areas. 5. Employs indirect fire to support the attack. 6. Penetrates enemy defenses. 7. Destroys equipment and supplies. 8. Inflicts heavy casualties. 9. Isolates the combat service support (CSS) base by blocking reinforcements. 10. Forces enemy units to displace. 11. Avoids being fixed in one position. 12. Withdraws before the CSS base is reinforced with tactical combat forces.

**TASK:** Conduct Sniper Operations (5-OPFOR-0006)

**CONDITION:** The opposing forces (OPFOR) element has assigned snipers (regular or irregular elements) in the enemy's rear area along the main supply route (MSR) and near support sites.

**STANDARD:** The OPFOR element kills or wounds targets. 1. Sets up a well-concealed location. 2. Engages vehicle drivers or personnel on foot with short bursts of semiautomatic fire. 3. Kills or wounds selected targets. 4. Prevents the position from being discovered by enemy forces. 5. Evacuates the area without being spotted. 6. Reports all specified priority intelligence requirements (PIR) and other intelligence requirements to the OPFOR headquarters (HQ).

**TASK:** Conduct Air Attacks (5-OPFOR-0002)

**CONDITION:** The opposing forces (OPFOR) element in the rear area has forwarded the positions of the enemy support sites or the locations of moving elements. The OPFOR aircraft have been dispatched to attack enemy installations or convoys.

**STANDARD:** The OPFOR element attempts to delay, disrupt, or damage the enemy targets by air. 1. Locates the target (support sites or convoys). 2. Makes attack runs on the designated targets. 3. Inflicts heavy damage to the selected target. 4. Sustains no loss of aircraft. 5. Delays moving the force for more than one hour.

**ELEMENTS:** Company Headquarters  
 Three Engineer Platoon Headquarters  
 Nine Engineer Squads  
 Assault and Obstacle Platoon Headquarters  
 Obstacle Section  
 Three Assault Sections

**TASK:** Conduct Actions at Danger Areas (07-3-1135.05-T01A)  
 (FM 7-8) (ARTEP 7-8-DRILL) (FM 7-7J)

**ITERATION:** 1 2 3 4 5 M (Circle)  
**COMMANDER/LEADER ASSESSMENT:** T P U (Circle)

**CONDITIONS:** The platoon is part of a larger force moving dismounted and encounters a danger area that cannot be bypassed. The platoon must provide its own security. Rules of engagement (ROE) have been published. Some iterations of this task should be performed in MOPP4.

**TASK STANDARDS:** The platoon prevents the enemy from surprising the main body. The platoon moves all personnel and equipment across the danger area. The platoon prevents decisive engagement by the enemy. The United States (US) forces comply with the ROE. The time required to perform this task is increased when conducting it in mission-oriented protection posture (MOPP) 4.

TASK STEPS AND PERFORMANCE MEASURES	GO	NO-GO
<ul style="list-style-type: none"> <li>* 1. The platoon leader directs the platoon to take action on encountering a danger area.                             <ul style="list-style-type: none"> <li>a. Ensured that the point man signaled "danger area" and it was relayed throughout the platoon.</li> <li>b. Halted the platoon and maintained local security.</li> <li>c. Moved forward to the point man and confirmed the danger area.</li> </ul> </li> <li>* 2. The platoon leader directs the lead squad to reconnoiter the danger area and makes an estimate based on information received.                             <ul style="list-style-type: none"> <li>a. Directed the route for the platoon, if the danger area could be bypassed.</li> <li>b. Controlled the crossing of the danger area with minimum time spent in or near the danger area.                                     <ul style="list-style-type: none"> <li>(1) Informed all squad leaders of the situation.</li> <li>(2) Designated the near- and farside rally points.</li> <li>(3) Directed the positioning of the nearside security team.</li> <li>(4) Selected a crossing point that provided cover and concealment.</li> <li>(5) Assigned the farside security team.</li> </ul> </li> </ul> </li> <li>* 3. The platoon leader selects the farside clearing method based on observable terrain. The secured area must be large enough to allow full deployment of the remainder of the platoon.</li> <li>4. The nearside security team provides security.                             <ul style="list-style-type: none"> <li>a. Observed to the flanks.</li> <li>b. Overwatched the crossing of the farside security team.</li> <li>c. Warned of enemy approach before the main body was engaged.</li> </ul> </li> <li>5. The farside team reconnoiters the farside.                             <ul style="list-style-type: none"> <li>a. Crossed the danger area once the nearside security team was in place.</li> </ul> </li> </ul>		

TASK STEPS AND PERFORMANCE MEASURES	GO	NO-GO
b. Reconnoitered the farside and ensured that any terrain (small hills, folds, streambeds) that might have concealed enemy positions was clear of the enemy. c. Established an observation post (OP) forward of the cleared area. d. Signaled to the squad leader that the area was clear; the message was relayed to the platoon leader.  6. The platoon crosses the danger area. a. Used the method designated by the platoon leader: line (all at once), wedge (file), small groups, or individually. b. Used nearside security to overwatch the platoon's crossing. c. Crossed the danger area quickly and quietly. d. If contact was made, executed Battle Drill 2, React to Contact (Army Training and Evaluation Program [ARTEP] 7-8-DRILL). e. Established local security once across the danger area. f. Completed the crossing with the nearside security team crossing the danger area and regaining its positions in the formation.  7. The platoon continues the mission. a. Accounted for all members. b. Resumed tactical movement. c. Maintained the proper formation and personnel intervals.		

TASK PERFORMANCE / EVALUATION SUMMARY BLOCK							
ITERATION	1	2	3	4	5	M	TOTAL
TOTAL TASK STEPS EVALUATED							
TOTAL TASK STEPS "GO"							
TRAINING STATUS "GO"/"NO-GO"							

"\*\*" indicates a leader task step.

**SUPPORTING INDIVIDUAL TASKS: NONE**

**SUPPORTING COLLECTIVE TASKS: NONE**

**OPFOR TASKS AND STANDARDS**

**TASK:** Defend a Danger Area (07-OPFOR-1135)

**CONDITION:** The enemy is crossing an open area, road or trail, minefield, stream, or wire obstacle or he is passing a friendly position or village. The danger area is observed and covered by friendly fires.

**STANDARD:** The unit detects the crossing/passing decisively engages the enemy while he is in the danger area. The unit destroys or forces the enemy to withdraw. NOTE: During training exercises, the commander/leader can select the size of the OPFOR element his unit will face based on his unit's tactical proficiency.

**TASK:** Surrender to the Capturing Unit on the Battlefield (5-OPFOR-0024)

**CONDITION:** The enemy has captured the opposing forces (OPFOR) element's soldiers, documents, and equipment sensitive to the OPFOR tactical operations.

**STANDARD:** The OPFOR soldiers retain or destroy documents and equipment. The OPFOR element surrenders documents and equipment of no tactical use to the enemy and attempts to conceal or destroy items of tactical value. The OPFOR element attempts escape and evasion. 1. Prevents the successful capture of documents and equipment. 2. Destroys documents and equipment. 3. Removes identifying markings from equipment. 4. Removes unit-identifying insignia. 5. Provides misleading information. 6. Plans an escape. 7. Delays movement to the nearest collection point. 8. Prevents safeguarding of enemy prisoners of war (EPWs) in order to cause embarrassment to the United States (US).

**TASK:** Disrupt a Route Reconnaissance (5-OPFOR-0021)

**CONDITION:** The enemy is conducting a route reconnaissance. The opposing forces (OPFOR) element is positioned along the enemy's route.

**STANDARD:** The OPFOR element attempts to disrupt a squad/section conducting a route reconnaissance. 1. Prevents the unit from meeting its specified time schedule. 2. Forces the unit to deviate from its specified route. 3. Prevents the unit from reaching its assigned destination. 4. Surprises the squad/section. 5. Inflicts casualties on the unit.

**TASK:** Conduct a Raid (5-OPFOR-0004)

**CONDITION:** The opposing forces (OPFOR) element has occupied an objective rally point and has orders to conduct a raid on a combat service support (CSS) base.

**STANDARD:** The OPFOR element infiltrates the enemy's base and destroys all of the targets. 1. Surprises the enemy forces. 2. Assaults the support base and accomplishes the assigned tasks. 3. Destroys the specified equipment and supplies. 4. Avoids being decisively engaged. 5. Withdraws all personnel from the objective areas within the time prescribed. 6. Obtains all priority intelligence requirements (PIR) from the raid site. 7. Sustains only light casualties from enemy fire.

**TASK:** Conduct an Aerial Reconnaissance (5-OPFOR-0010)

**CONDITION:** The opposing forces (OPFOR) headquarters (HQ) element requires intelligence on the locations and identification of enemy elements. An aircraft is dispatched to take photographs and make a visual inspection of the enemy rear area.

**STANDARD:** The OPFOR element gathers photograph intelligence of the enemy. 1. Photographs the assigned sectors. 2. Makes quick visual checks where the ceiling is low. 3. Locates enemy positions in the area, particularly support and storage bases, and command and control (C2) facilities. 4. Sustains no loss of aircraft. 5. Reports priority intelligence requirements (PIR) and other information requirements to the OPFOR HQ.

**TASK:** Defeat Obstacles (5-OPFOR-0009)

**CONDITION:** The opposing forces (OPFOR) element encounters an obstacle that blocks the avenue of approach as it advances upon the enemy forces.

**STANDARD:** The OPFOR element bypasses or breaches the enemy obstacle. 1. Detects the obstacle before halting its main body. 2. Defeats the obstacle. a. Bypasses the obstacle without entering the engagement areas. b. Breaches the obstacle within 45 minutes and passes its entire force through the obstacle. 3. Does not incur degradation to the point that the mission must be discontinued.

**TASK:** Conduct an Attack (5-OPFOR-0008)



**CONDITION:** The enemy is conducting tactical operations. The opposing forces (OPFOR) element receives orders to attack the enemy, the area of occupation, or the main supply route (MSR) with smoke.

**STANDARD:** The OPFOR element disrupts the enemy's movement and smoke operations. 1. Determines the delivery method of the smoke attack. 2. Locates the target. 3. Delivers the smoke attack downwind. 4. Attacks the enemy with smoke, and surge attacks when the enemy responds to the smoke.

**TASK:** Disrupt Construction of Vehicle Fighting Positions (5-OPFOR-0020)

**CONDITION:** The opposing forces (OPFOR) element has located the enemy. The priority intelligence requirements (PIR) and other intelligence obtained by OPFOR patrols indicate the enemy is constructing vehicle fighting positions within its defensive area. The OPFOR element has automatic and antiarmor weapons and light mortars.

**STANDARD:** The OPFOR element attempts to disrupt the enemy's efforts to establish vehicle fighting positions. 1. Locates the defensive area. 2. Surprises the main body. 3. Penetrates the defensive area with squad-size probes. 4. Inflicts casualties on the unit. 5. Destroys vehicles. 6. Disrupts the unit's preparations (prevents or delays beyond the unit's allotted time).

**TASK:** Disrupt an Engineer Reconnaissance (5-OPFOR-0022)

**CONDITION:** The enemy is conducting an engineer reconnaissance. The opposing forces (OPFOR) element is positioned along the enemy's route.

**STANDARD:** The OPFOR element disrupts an engineer reconnaissance. 1. Prevents the unit from meeting its specified time schedule. 2. Forces the unit to deviate from its specified route. 3. Prevents the unit from accomplishing its assigned engineer reconnaissance. 4. Surprises the unit conducting the reconnaissance.

**TASK:** Conduct Terrorist and Saboteur Attacks (5-OPFOR-0005)

**CONDITION:** The opposing forces (OPFOR) element dispatches small teams into the enemy's rear area to disrupt combat service support (CSS) operations.

**STANDARD:** The enemy sustains disrupted command and control (C2), destroyed equipment and supplies, and light casualties. 1. Locates rear support bases and C2 facilities. 2. Delays and disrupts CSS operations through probes. 3. Infiltrates CSS bases to conduct sabotage and terrorist activities. 4. Inflicts light casualties. 5. Destroys supplies and equipment.

**TASK:** Defend a Minefield (5-OPFOR-0023)

**CONDITION:** The enemy is conducting a minefield sweeping operation. The opposing forces (OPFOR) element has a minefield placed in the enemy's path. The minefield is under constant observation and fire.

**STANDARD:** The OPFOR element defends a minefield against an enemy element conducting a minefield sweeping operation. 1. Prevents the unit from detecting the obstacle. 2. Disrupts the minefield sweeping operation. 3. Prevents the unit from conducting the minefield sweeping operation, prevents the unit from moving all personnel through the breach, or delays the completion of the minefield sweeping operation for more than 45 minutes.

**TASK:** Maintain Contact (5-OPFOR-0003)

**CONDITION:** The opposing forces (OPFOR) element is engaged with enemy base defense forces. The enemy forces are withdrawing under pressure.

**STANDARD:** The OPFOR element maintains enemy contact while the enemy withdraws. 1. Engages the enemy forces decisively. 2. Advances the OPFOR as the enemy forces withdraw. 3. Inflicts heavy casualties. 4. Captures the members of the enemy force. 5. Captures documents and equipment. 6. Safeguards captured documents, equipment, and personnel.

**TASK:** Conduct an Ambush (5-OPFOR-0007)

**CONDITION:** The enemy is moving in a convoy. The opposing forces (OPFOR) element is positioned along the enemy's route.

**STANDARD:** The OPFOR element inflicts casualties on the enemy and causes vehicle and equipment damage. 1. Prepares an ambush site before the element arrives. 2. Surprises march element forces. 3. Inflicts heavy casualties within the designated kill zone. 4. Inflicts heavy damage to vehicles and equipment within the designated kill zone. 5. Delays the march element from reaching a specified destination for a specified period of time. 6. Withdraws on order. 7. Sustains no casualties. 8. Reports actions to superiors.

**TASK:** Disrupt a Net Control Station (NCS) (5-OPFOR-0019)

**CONDITION:** The enemy has established a NCS. The opposing forces (OPFOR) element has radio and jamming equipment.

**STANDARD:** The OPFOR element attempts to disrupt an NCS. 1. Attempts to locate the radio frequency that the unit is operating on. 2. Attempts to enter the radio net. 3. Attempts to issue "bogus" orders to a unit on the net. 4. Jams the radio frequency and forces the unit to go to an alternate frequency.

**TASK:** Disrupt Defensive Preparations (5-OPFOR-0018)

**CONDITION:** The opposing forces (OPFOR) element has located the enemy. Priority intelligence requirements (PIR) and other intelligence requirements obtained by OPFOR patrols indicate that the enemy elements are establishing defensive positions. The OPFOR element has automatic and antiarmor weapons and light mortars.

**STANDARD:** The OPFOR element disrupts and delays the enemy's defensive preparations. 1. Locates and penetrates the enemy's security system. 2. Forces the enemy to delay defensive preparations. 3. Disrupts the enemy's obstacle preparations.

**TASK:** Disrupt Enemy Movement and Operations Using Tactical Nuclear Weapons (5-OPFOR-0016)

**CONDITION:** The opposing forces (OPFOR) element has located the enemy. Priority intelligence requirements (PIR) and other intelligence requirements have been obtained by OPFOR patrols. Tactical nuclear weapons are employed against key locations in the rear area.

**STANDARD:** The OPFOR element disrupts enemy movement and operations. 1. Disrupts or delays the movement of the enemy's equipment and supplies to the forward areas. 2. Destroys enemy equipment and supplies. 3. Inflicts a high rate of nuclear casualties among the enemy forces. 4. Denies the enemy the use of specified areas. 5. Contaminates the enemy's equipment and supplies.

**TASK:** Disrupt Quartering Party Operations (5-OPFOR-0017)

**CONDITION:** The enemy is conducting quartering party operations. It has established an assembly area (AA) but has not moved in the main body.

**STANDARD:** The opposing forces (OPFOR) element attempts to disrupt quartering party operations and infiltrate the enemy's AA. 1. Locates the quartering party and the AA. 2. Surprises the main body. 3. Penetrates the AA with squad-size probes. 4. Inflicts personnel casualties and vehicle damage. 5. Disrupts the unit's preparations (prevents or delays beyond the unit's allotted time).

**TASK:** Disrupt Enemy Movement and Operations Using Persistent and Nonpersistent Chemical Weapons (5-OPFOR-0015)

**CONDITION:** The opposing forces (OPFOR) element has located the enemy. Priority intelligence requirements (PIR) and other intelligence requirements have been obtained by OPFOR patrols. The OPFOR units deliver chemical agents, by means of conventional artillery weapons or aircraft, along selected supply routes and key bases in the rear area.

**STANDARD:** The OPFOR element disrupts enemy movement and operations using persistent and nonpersistent chemical weapons. 1. Delivers chemical agents in low and densely wooded areas. 2. Delays the movement of enemy supplies and equipment to the forward areas. 3. Restricts the movement of the enemy units in the rear area. 4. Channels the movement of enemy units into predesignated ambush areas. 5. Contaminates enemy supplies and equipment. 6. Inflicts a high rate of casualties on enemy forces.

**TASK:** Disrupt Assembly Area (AA) Activities (5-OPFOR-0013)

**CONDITION:** Intelligence reports indicate that platoon- and company-size enemy units are operating in the opposing forces (OPFOR) area of operations. Enemy units can defend from AAs with direct fire, antiarmor weapons, and indirect fire. The enemy has close air support (CAS) and nuclear, biological, and chemical (NBC) capabilities.

**STANDARD:** The OPFOR element locates and disrupts the enemy's AA activities. 1. Locates the element's AA. 2. Probes the AA with squad- or team-size elements. 3. Inflicts more than 5 percent casualties on the element. 4. Disrupts the element's preparations (prevents or delays beyond the element's allotted time).

**TASK:** Disrupt Movement (5-OPFOR-0014)

**CONDITION:** The enemy is expected to move through the opposing forces (OPFOR) element's area of operations. The OPFOR element has received an operation order (OPORD) or fragmentary order (FRAGO) to disrupt enemy movement. The enemy has the capability to defend with direct fire and antiarmor weapons.

**STANDARD:** The OPFOR element delays enemy movement. 1. Delays the element. 2. Forces the element to deviate from its route. 3. Prevents the element from reaching its destination. 4. Surprises the element's main body.

**TASK:** Counter Passage of Lines (5-OPFOR-0012)

**CONDITION:** Enemy forces are in defensive positions, but they are expected to attempt passage-of-lines operations. The opposing forces (OPFOR) received orders to disrupt enemy passage-of-lines operations.

**STANDARD:** The OPFOR element delays or prevents enemy passage of lines. 1. Delays the passage. 2. Prevents the company from moving all personnel through the stationary unit. 3. Engages the main body of either the moving or the stationary unit.

**TASK:** Attack (5-OPFOR-0001)

**CONDITION:** The opposing forces (OPFOR) element has located the enemy. The priority intelligence requirements (PIR) and other intelligence requirements have been obtained by OPFOR patrols. The OPFOR element has automatic and antiarmor weapons and light mortars.

**STANDARD:** The OPFOR element attempts to seize the terrain, vehicles, or equipment. 1. Develops an attack plan. 2. Surprises the enemy unit's main body. 3. Initiates the attack using a scheme of maneuver that exploits the enemy's flanks, gaps, and weaknesses. 4. Uses covered and concealed routes to approach the enemy forces' flanks, gaps, or weakly held areas. 5. Employs indirect fire to support the attack. 6. Penetrates enemy defenses. 7. Destroys equipment and supplies. 8. Inflicts heavy casualties. 9. Isolates the combat service support (CSS) base by blocking reinforcements. 10. Forces enemy units to displace. 11. Avoids being fixed in one position. 12. Withdraws before the CSS base is reinforced with tactical combat forces.

**TASK:** Conduct Air Attacks (5-OPFOR-0002)

**CONDITION:** The opposing forces (OPFOR) element in the rear area has forwarded the positions of the enemy support sites or the locations of moving elements. The OPFOR aircraft have been dispatched to attack enemy installations or convoys.

**STANDARD:** The OPFOR element attempts to delay, disrupt, or damage the enemy targets by air. 1. Locates the target (support sites or convoys). 2. Makes attack runs on the designated targets. 3. Inflicts heavy damage to the selected target. 4. Sustains no loss of aircraft. 5. Delays moving the force for more than one hour.

**TASK:** Conduct Sniper Operations (5-OPFOR-0006)

**CONDITION:** The opposing forces (OPFOR) element has assigned snipers (regular or irregular elements) in the enemy's rear area along the main supply route (MSR) and near support sites.

**STANDARD:** The OPFOR element kills or wounds targets. 1. Sets up a well-concealed location. 2. Engages vehicle drivers or personnel on foot with short bursts of semiautomatic fire. 3. Kills or wounds selected targets. 4. Prevents the position from being discovered by enemy forces. 5. Evacuates the area without being spotted. 6. Reports all specified priority intelligence requirements (PIR) and other intelligence requirements to the OPFOR headquarters (HQ).

**ELEMENTS:** Company Headquarters  
 Maintenance Section  
 Three Engineer Platoon Headquarters  
 Nine Engineer Squads  
 Assault and Obstacle Platoon Headquarters  
 Obstacle Section  
 Three Assault Sections

**TASK:** Defend a Battle Position (07-3-4129.05-T01A)  
 (FM 7-7) (FM 7-10) (FM 7-7J)  
 (FM 7-8)

**ITERATION:** 1 2 3 4 5 M (Circle)

**COMMANDER/LEADER ASSESSMENT:** T P U (Circle)

**CONDITIONS:** The element is occupying prepared defensive positions. Intelligence reports indicate that small opposing forces (OPFOR) elements have been sighted in the operational area. The OPFOR patrols have increased in the sector. The OPFOR attacks the platoon. Some iterations of this task should be performed in MOPP4.

**TASK STANDARDS:** The elements in the main defensive positions are not surprised by the OPFOR. The platoon denies enemy penetration of the defensive positions and engages attacking units, forcing enemy withdrawal. The time required to perform this task is increased when conducting it in mission-oriented protection posture (MOPP) 4.

TASK STEPS AND PERFORMANCE MEASURES	GO	NO-GO
<ol style="list-style-type: none"> <li>1. The observation posts (OPs) detect and correctly identify the enemy.                             <ol style="list-style-type: none"> <li>a. Reported enemy activity before the main body was engaged.</li> <li>b. Reported using the size, activity, location, unit, time, and equipment (SALUTE) format.</li> </ol> </li> <li>2. Unit personnel are alerted and occupy fighting positions.                             <ol style="list-style-type: none"> <li>a. Actuated the alert plan according to the unit's standing operating procedure (SOP).</li> <li>b. Occupied the fighting positions within 1 minute of the initial warning.</li> </ol> </li> <li>3. The unit reports enemy contact.                             <ol style="list-style-type: none"> <li>a. Reported enemy contact using the SALUTE format to the company headquarters (HQ) within 1 minute of contact using the FM radio.</li> <li>b. Rendered additional situation reports (SITREPs) as the situation changed.</li> </ol> </li> <li>4. The OPs return to the unit's position.                             <ol style="list-style-type: none"> <li>a. Used covered and concealed routes back to the defensive position.</li> <li>b. Did not become decisively engaged.</li> </ol> </li> <li>5. Indirect fire and/or close air support is requested, if available and applicable.                             <ol style="list-style-type: none"> <li>a. Initiated the call-for-fire procedure within 1 minute of target acquisition.</li> <li>b. Adjusted the fire (if required) within 30 seconds of round impact.</li> </ol> </li> <li>6. The unit reacts to the enemy.                             <ol style="list-style-type: none"> <li>a. Executed the obstacle plan according to the operation order (OPORD) or the fragmentary order (FRAGO); for example, detonated demolitions, detonated claymore mines on order, or triggered lines.</li> <li>b. Fired organic weapons as the enemy came into range or as ordered to do so.</li> </ol> </li> </ol>		

TASK STEPS AND PERFORMANCE MEASURES	GO	NO-GO
<p>c. Controlled the distribution and the rate of fire to ensure that a continuous volume of effective fire was placed on the enemy.</p> <p>d. Repositioned vehicles, squads, and individuals to alternate and supplementary positions using covered and concealed routes, as needed.</p> <p>e. Initiated final protective fires (FPF), if required.</p> <p>f. Directed counterattacks of reserves to eject enemy penetrations, if required.</p> <p>g. Defended the position until the enemy was repelled or when orders to disengage were received from higher HQ.</p> <p>h. Sustained no friendly casualties due to friendly fire.</p> <p>7. The unit reacts to the indirect fire.</p> <p>a. Initiated the alert by any member yelling INCOMING and alerted subordinate elements by other available communications means.</p> <p>b. Sought protection under the overhead cover of the fighting positions. If personnel were in the open, they moved to fighting positions or out of the area.</p> <p>c. Moved vehicles out of the impact area to alternate positions, if applicable.</p> <p>* 8. Leaders reorganize the element.</p> <p>a. Reestablished the chain of command.</p> <p>b. Submitted the SITREP to the company commander.</p> <p>c. Cross-leveled the unit to fill critical positions caused by casualties.</p> <p>d. Redistributed the ammunition.</p> <p>e. Reestablished operations, key weapons, and positions immediately.</p> <p>f. Treated and evacuated casualties as necessary and reviewed all first aid common tasks.</p> <p>g. Submitted casualty reports.</p> <p>h. Updated the personnel roster.</p> <p>i. Processed enemy prisoners of war (EPWs) and captured materials.</p> <p>* 9. Leaders consolidate the element.</p> <p>a. Repositioned the operations.</p> <p>b. Reestablished communication with the elements.</p> <p>c. Repositioned the personnel.</p> <p>d. Reassigned the sectors of fire to cover all gaps.</p> <p>e. Implemented the sleep and alert plans.</p> <p>10. The unit continues the mission.</p> <p>a. Continued on orders from the company commander.</p> <p>b. Continued as soon as the tactical situation permitted.</p>		

TASK PERFORMANCE / EVALUATION SUMMARY BLOCK							
ITERATION	1	2	3	4	5	M	TOTAL
TOTAL TASK STEPS EVALUATED							
TOTAL TASK STEPS "GO"							
TRAINING STATUS "GO"/"NO-GO"							

"\*" indicates a leader task step.

**SUPPORTING INDIVIDUAL TASKS: NONE**

**SUPPORTING COLLECTIVE TASKS: NONE****OPFOR TASKS AND STANDARDS**

**TASK:** Surrender to the Capturing Unit on the Battlefield (5-OPFOR-0024)

**CONDITION:** The enemy has captured the opposing forces (OPFOR) element's soldiers, documents, and equipment sensitive to the OPFOR tactical operations.

**STANDARD:** The OPFOR soldiers retain or destroy documents and equipment. The OPFOR element surrenders documents and equipment of no tactical use to the enemy and attempts to conceal or destroy items of tactical value. The OPFOR element attempts escape and evasion. 1. Prevents the successful capture of documents and equipment. 2. Destroys documents and equipment. 3. Removes identifying markings from equipment. 4. Removes unit-identifying insignia. 5. Provides misleading information. 6. Plans an escape. 7. Delays movement to the nearest collection point. 8. Prevents safeguarding of enemy prisoners of war (EPWs) in order to cause embarrassment to the United States (US).

**TASK:** Disrupt a Route Reconnaissance (5-OPFOR-0021)

**CONDITION:** The enemy is conducting a route reconnaissance. The opposing forces (OPFOR) element is positioned along the enemy's route.

**STANDARD:** The OPFOR element attempts to disrupt a squad/section conducting a route reconnaissance. 1. Prevents the unit from meeting its specified time schedule. 2. Forces the unit to deviate from its specified route. 3. Prevents the unit from reaching its assigned destination. 4. Surprises the squad/section. 5. Inflicts casualties on the unit.

**TASK:** Conduct a Raid (5-OPFOR-0004)

**CONDITION:** The opposing forces (OPFOR) element has occupied an objective rally point and has orders to conduct a raid on a combat service support (CSS) base.

**STANDARD:** The OPFOR element infiltrates the enemy's base and destroys all of the targets. 1. Surprises the enemy forces. 2. Assaults the support base and accomplishes the assigned tasks. 3. Destroys the specified equipment and supplies. 4. Avoids being decisively engaged. 5. Withdraws all personnel from the objective areas within the time prescribed. 6. Obtains all priority intelligence requirements (PIR) from the raid site. 7. Sustains only light casualties from enemy fire.

**TASK:** Conduct an Aerial Reconnaissance (5-OPFOR-0010)

**CONDITION:** The opposing forces (OPFOR) headquarters (HQ) element requires intelligence on the locations and identification of enemy elements. An aircraft is dispatched to take photographs and make a visual inspection of the enemy rear area.

**STANDARD:** The OPFOR element gathers photograph intelligence of the enemy. 1. Photographs the assigned sectors. 2. Makes quick visual checks where the ceiling is low. 3. Locates enemy positions in the area, particularly support and storage bases, and command and control (C2) facilities. 4. Sustains no loss of aircraft. 5. Reports priority intelligence requirements (PIR) and other information requirements to the OPFOR HQ.

**TASK:** Defeat Obstacles (5-OPFOR-0009)

**CONDITION:** The opposing forces (OPFOR) element encounters an obstacle that blocks the avenue of approach as it advances upon the enemy forces.

**STANDARD:** The OPFOR element bypasses or breaches the enemy obstacle. 1. Detects the obstacle before halting its main body. 2. Defeats the obstacle. a. Bypasses the obstacle without entering the engagement areas. b. Breaches the obstacle within 45 minutes and passes its entire force through the obstacle. 3. Does not incur degradation to the point that the mission must be discontinued.

**TASK:** Conduct an Attack (5-OPFOR-0008)

**CONDITION:** The enemy is conducting tactical operations. The opposing forces (OPFOR) element receives orders to attack the enemy, the area of occupation, or the main supply route (MSR) with smoke.

**STANDARD:** The OPFOR element disrupts the enemy's movement and smoke operations. 1. Determines the delivery method of the smoke attack. 2. Locates the target. 3. Delivers the smoke attack downwind. 4. Attacks the enemy with smoke, and surge attacks when the enemy responds to the smoke.

**TASK:** Disrupt Construction of Vehicle Fighting Positions (5-OPFOR-0020)

**CONDITION:** The opposing forces (OPFOR) element has located the enemy. The priority intelligence requirements (PIR) and other intelligence obtained by OPFOR patrols indicate the enemy is constructing vehicle fighting positions within its defensive area. The OPFOR element has automatic and antiarmor weapons and light mortars.

**STANDARD:** The OPFOR element attempts to disrupt the enemy's efforts to establish vehicle fighting positions. 1. Locates the defensive area. 2. Surprises the main body. 3. Penetrates the defensive area with squad-size probes. 4. Inflicts casualties on the unit. 5. Destroys vehicles. 6. Disrupts the unit's preparations (prevents or delays beyond the unit's allotted time).

**TASK:** Disrupt an Engineer Reconnaissance (5-OPFOR-0022)

**CONDITION:** The enemy is conducting an engineer reconnaissance. The opposing forces (OPFOR) element is positioned along the enemy's route.

**STANDARD:** The OPFOR element disrupts an engineer reconnaissance. 1. Prevents the unit from meeting its specified time schedule. 2. Forces the unit to deviate from its specified route. 3. Prevents the unit from accomplishing its assigned engineer reconnaissance. 4. Surprises the unit conducting the reconnaissance.

**TASK:** Conduct Terrorist and Saboteur Attacks (5-OPFOR-0005)

**CONDITION:** The opposing forces (OPFOR) element dispatches small teams into the enemy's rear area to disrupt combat service support (CSS) operations.

**STANDARD:** The enemy sustains disrupted command and control (C2), destroyed equipment and supplies, and light casualties. 1. Locates rear support bases and C2 facilities. 2. Delays and disrupts CSS operations through probes. 3. Infiltrates CSS bases to conduct sabotage and terrorist activities. 4. Inflicts light casualties. 5. Destroys supplies and equipment.

**TASK:** Defend a Minefield (5-OPFOR-0023)

**CONDITION:** The enemy is conducting a minefield sweeping operation. The opposing forces (OPFOR) element has a minefield placed in the enemy's path. The minefield is under constant observation and fire.



**STANDARD:** The OPFOR element defends a minefield against an enemy element conducting a minefield sweeping operation. 1. Prevents the unit from detecting the obstacle. 2. Disrupts the minefield sweeping operation. 3. Prevents the unit from conducting the minefield sweeping operation, prevents the unit from moving all personnel through the breach, or delays the completion of the minefield sweeping operation for more than 45 minutes.

**TASK:** Maintain Contact (5-OPFOR-0003)

**CONDITION:** The opposing forces (OPFOR) element is engaged with enemy base defense forces. The enemy forces are withdrawing under pressure.

**STANDARD:** The OPFOR element maintains enemy contact while the enemy withdraws. 1. Engages the enemy forces decisively. 2. Advances the OPFOR as the enemy forces withdraw. 3. Inflicts heavy casualties. 4. Captures the members of the enemy force. 5. Captures documents and equipment. 6. Safeguards captured documents, equipment, and personnel.

**TASK:** Conduct an Ambush (5-OPFOR-0007)

**CONDITION:** The enemy is moving in a convoy. The opposing forces (OPFOR) element is positioned along the enemy's route.

**STANDARD:** The OPFOR element inflicts casualties on the enemy and causes vehicle and equipment damage. 1. Prepares an ambush site before the element arrives. 2. Surprises march element forces. 3. Inflicts heavy casualties within the designated kill zone. 4. Inflicts heavy damage to vehicles and equipment within the designated kill zone. 5. Delays the march element from reaching a specified destination for a specified period of time. 6. Withdraws on order. 7. Sustains no casualties. 8. Reports actions to superiors.

**TASK:** Disrupt a Net Control Station (NCS) (5-OPFOR-0019)

**CONDITION:** The enemy has established a NCS. The opposing forces (OPFOR) element has radio and jamming equipment.

**STANDARD:** The OPFOR element attempts to disrupt an NCS. 1. Attempts to locate the radio frequency that the unit is operating on. 2. Attempts to enter the radio net. 3. Attempts to issue "bogus" orders to a unit on the net. 4. Jams the radio frequency and forces the unit to go to an alternate frequency.

**TASK:** Disrupt Defensive Preparations (5-OPFOR-0018)

**CONDITION:** The opposing forces (OPFOR) element has located the enemy. Priority intelligence requirements (PIR) and other intelligence requirements obtained by OPFOR patrols indicate that the enemy elements are establishing defensive positions. The OPFOR element has automatic and antiarmor weapons and light mortars.

**STANDARD:** The OPFOR element disrupts and delays the enemy's defensive preparations. 1. Locates and penetrates the enemy's security system. 2. Forces the enemy to delay defensive preparations. 3. Disrupts the enemy's obstacle preparations.

**TASK:** Disrupt Enemy Movement and Operations Using Tactical Nuclear Weapons (5-OPFOR-0016)

**CONDITION:** The opposing forces (OPFOR) element has located the enemy. Priority intelligence requirements (PIR) and other intelligence requirements have been obtained by OPFOR patrols. Tactical nuclear weapons are employed against key locations in the rear area.

**STANDARD:** The OPFOR element disrupts enemy movement and operations. 1. Disrupts or delays the movement of the enemy's equipment and supplies to the forward areas. 2. Destroys enemy equipment and supplies. 3. Inflicts a high rate of nuclear casualties among the enemy forces. 4. Denies the enemy the use of specified areas. 5. Contaminates the enemy's equipment and supplies.

**TASK:** Disrupt Quarters Party Operations (5-OPFOR-0017)

**CONDITION:** The enemy is conducting quarters party operations. It has established an assembly area (AA) but has not moved in the main body.

**STANDARD:** The opposing forces (OPFOR) element attempts to disrupt quarters party operations and infiltrate the enemy's AA. 1. Locates the quarters party and the AA. 2. Surprises the main body. 3. Penetrates the AA with squad-size probes. 4. Inflicts personnel casualties and vehicle damage. 5. Disrupts the unit's preparations (prevents or delays beyond the unit's allotted time).

**TASK:** Disrupt Enemy Movement and Operations Using Persistent and Nonpersistent Chemical Weapons (5-OPFOR-0015)

**CONDITION:** The opposing forces (OPFOR) element has located the enemy. Priority intelligence requirements (PIR) and other intelligence requirements have been obtained by OPFOR patrols. The OPFOR units deliver chemical agents, by means of conventional artillery weapons or aircraft, along selected supply routes and key bases in the rear area.

**STANDARD:** The OPFOR element disrupts enemy movement and operations using persistent and nonpersistent chemical weapons. 1. Delivers chemical agents in low and densely wooded areas. 2. Delays the movement of enemy supplies and equipment to the forward areas. 3. Restricts the movement of the enemy units in the rear area. 4. Channels the movement of enemy units into predesignated ambush areas. 5. Contaminates enemy supplies and equipment. 6. Inflicts a high rate of casualties on enemy forces.

**TASK:** Disrupt Assembly Area (AA) Activities (5-OPFOR-0013)

**CONDITION:** Intelligence reports indicate that platoon- and company-size enemy units are operating in the opposing forces (OPFOR) area of operations. Enemy units can defend from AAs with direct fire, antiarmor weapons, and indirect fire. The enemy has close air support (CAS) and nuclear, biological, and chemical (NBC) capabilities.

**STANDARD:** The OPFOR element locates and disrupts the enemy's AA activities. 1. Locates the element's AA. 2. Probes the AA with squad- or team-size elements. 3. Inflicts more than 5 percent casualties on the element. 4. Disrupts the element's preparations (prevents or delays beyond the element's allotted time).

**TASK:** Disrupt Movement (5-OPFOR-0014)

**CONDITION:** The enemy is expected to move through the opposing forces (OPFOR) element's area of operations. The OPFOR element has received an operation order (OPORD) or fragmentary order (FRAGO) to disrupt enemy movement. The enemy has the capability to defend with direct fire and antiarmor weapons.

**STANDARD:** The OPFOR element delays enemy movement. 1. Delays the element. 2. Forces the element to deviate from its route. 3. Prevents the element from reaching its destination. 4. Surprises the element's main body.

**TASK:** Counter Passage of Lines (5-OPFOR-0012)

**CONDITION:** Enemy forces are in defensive positions, but they are expected to attempt passage-of-lines operations. The opposing forces (OPFOR) received orders to disrupt enemy passage-of-lines operations.

**STANDARD:** The OPFOR element delays or prevents enemy passage of lines. 1. Delays the passage. 2. Prevents the company from moving all personnel through the stationary unit. 3. Engages the main body of either the moving or the stationary unit.

**TASK:** Attack (5-OPFOR-0001)

**CONDITION:** The opposing forces (OPFOR) element has located the enemy. The priority intelligence requirements (PIR) and other intelligence requirements have been obtained by OPFOR patrols. The OPFOR element has automatic and antiarmor weapons and light mortars.

**STANDARD:** The OPFOR element attempts to seize the terrain, vehicles, or equipment. 1. Develops an attack plan. 2. Surprises the enemy unit's main body. 3. Initiates the attack using a scheme of maneuver that exploits the enemy's flanks, gaps, and weaknesses. 4. Uses covered and concealed routes to approach the enemy forces' flanks, gaps, or weakly held areas. 5. Employs indirect fire to support the attack. 6. Penetrates enemy defenses. 7. Destroys equipment and supplies. 8. Inflicts heavy casualties. 9. Isolates the combat service support (CSS) base by blocking reinforcements. 10. Forces enemy units to displace. 11. Avoids being fixed in one position. 12. Withdraws before the CSS base is reinforced with tactical combat forces.

**TASK:** Conduct Air Attacks (5-OPFOR-0002)

**CONDITION:** The opposing forces (OPFOR) element in the rear area has forwarded the positions of the enemy support sites or the locations of moving elements. The OPFOR aircraft have been dispatched to attack enemy installations or convoys.

**STANDARD:** The OPFOR element attempts to delay, disrupt, or damage the enemy targets by air. 1. Locates the target (support sites or convoys). 2. Makes attack runs on the designated targets. 3. Inflicts heavy damage to the selected target. 4. Sustains no loss of aircraft. 5. Delays moving the force for more than one hour.

**TASK:** Conduct Sniper Operations (5-OPFOR-0006)

**CONDITION:** The opposing forces (OPFOR) element has assigned snipers (regular or irregular elements) in the enemy's rear area along the main supply route (MSR) and near support sites.

**STANDARD:** The OPFOR element kills or wounds targets. 1. Sets up a well-concealed location. 2. Engages vehicle drivers or personnel on foot with short bursts of semiautomatic fire. 3. Kills or wounds selected targets. 4. Prevents the position from being discovered by enemy forces. 5. Evacuates the area without being spotted. 6. Reports all specified priority intelligence requirements (PIR) and other intelligence requirements to the OPFOR headquarters (HQ).

- ELEMENTS:** Company  
 Company Headquarters  
 Maintenance Section  
 Three Engineer Platoon Headquarters  
 Nine Engineer Squads  
 Assault and Obstacle Platoon Headquarters  
 Obstacle Section  
 Three Assault Sections  
 Regimental Engineer Section  
 Combat Medical Section

**TASK:** Move Tactically (07-3-C211.05-T01A)  
 (FM 7-7) (FM 7-10) (FM 7-7J)  
 (FM 7-8)

**ITERATION:** 1 2 3 4 5 M (Circle)  
**COMMANDER/LEADER ASSESSMENT:** T P U (Circle)

**CONDITIONS:** The element is required to move cross-country mounted or dismounted. The threat may consist of up to a motorized rifle company. Some iterations of this task should be performed in MOPP4.

**TASK STANDARDS:** The element arrives at its destination without being surprised by the opposing forces (OPFOR). The platoon retains its ability to move. The time required to perform this task is increased when conducting it in mission-oriented protection posture (MOPP) 4.

TASK STEPS AND PERFORMANCE MEASURES	GO	NO-GO
<ul style="list-style-type: none"> <li>* 1. The platoon leader assigns areas of responsibility (AORs) during the movement.                             <ul style="list-style-type: none"> <li>a. Assigned all squads to an AOR.</li> <li>b. Directed squad leaders to assign individual AORs.</li> <li>c. Ensured that there was all-around coverage of the platoon, including air guard.</li> </ul> </li> <li>* 2. The platoon leader designates a route for the movement.                             <ul style="list-style-type: none"> <li>a. Ensured that there was concealment from ground, air, and space observation.</li> <li>b. Ensured that there was cover from the direct fire of known enemy positions.</li> </ul> </li> <li>3. The squads use a wedge formation during the movement.                             <ul style="list-style-type: none"> <li>a. Formed one or two wedges, based on mission, enemy, terrain, troops, time available, and civilian considerations (METT-TC) factors.</li> <li>b. Closed the wedges during limited visibility so that visibility was maintained between individuals, teams, and squads. The rate of movement was maintained.</li> <li>c. Opened the wedges as obstructions to the movement and to diminish control.</li> </ul> </li> <li>* 4. The platoon leader designates the movement technique to be used, based on METT-TC factors.                             <ul style="list-style-type: none"> <li>a. Designated the traveling movement technique when enemy contact was not likely.</li> <li>b. Designated the traveling-overwatch movement technique when enemy contact was possible.</li> <li>c. Designated the bounding-overwatch movement technique when enemy contact was likely.</li> </ul> </li> </ul>		

TASK STEPS AND PERFORMANCE MEASURES	GO	NO-GO
<p>5. The platoon performs the traveling movement technique.</p> <ol style="list-style-type: none"> <li>a. Maintained fire teams about 20 meters apart when dismounted.</li> <li>b. Moved the squads on a column axis about 20 meters apart when dismounted.</li> <li>c. Moved in a column formation, staggered laterally, with 50 to 100 meters between vehicles when mounted.</li> <li>d. Reported obstacles, enemy contact, or danger areas to the platoon leader.</li> </ol> <p>6. The platoon performs the traveling-overwatch movement technique. NOTE: (Dismounted) The lead squad uses the traveling-overwatch movement technique, and the trailing squads use the traveling movement technique.</p> <ol style="list-style-type: none"> <li>a. Increased the distance between the lead squad and the platoon's main body by 50 to 100 meters.</li> <li>b. Conducted the movement (mounted) with the lead vehicle 100 to 400 meters in front of the rest of the platoon; other vehicles were 50 to 100 meters apart.</li> <li>c. Reported obstacles, enemy contact, or danger areas to the platoon leader.</li> </ol> <p>7. The platoon performs the bounding-overwatch movement technique.</p> <ol style="list-style-type: none"> <li>a. Conducted bounds that did not exceed visual overwatch.</li> <li>b. Conducted bounds that stayed within the maximum effective range of overwatching weapons.</li> </ol> <p>8. The bounding squad moves.</p> <ol style="list-style-type: none"> <li>a. Signaled to the platoon leader that it was beginning its movement.</li> <li>b. Used a covered and concealed route, when available, for its bound.</li> <li>c. Employed a point man or buddy team as far forward as visual contact with the rest of the squad allowed.</li> <li>d. Moved as quickly as possible while maintaining operations security (OPSEC).</li> <li>e. Moved so as not to mask the fires of the overwatching element.</li> <li>f. Established an overwatch position upon completion of its bound, to overwatch the succeeding bound.</li> <li>g. Informed the platoon leader that it had finished its bound and was ready to overwatch.</li> <li>h. Alerted the platoon leader and the overwatching element of any enemy detected, obstacles encountered, or danger areas.</li> </ol> <p>9. The overwatch squad provides overwatch.</p> <ol style="list-style-type: none"> <li>a. Occupied a position that allowed observation and fire to cover the bounding squad's movement to its next overwatch position.</li> <li>b. Oriented the weapons on likely enemy positions.</li> <li>c. Maintained continuous observation of the bounding squad, its route, and any terrain that could influence the route.</li> <li>d. Suppressed enemy units so that the bounding element was not fixed.</li> <li>e. Alerted the bounding squad and the platoon leader of any enemy that it detected.</li> <li>f. Prepared to bound when the bounding team assumed the overwatch position.</li> </ol> <p>10. The platoon maintains security during the movement.</p> <ol style="list-style-type: none"> <li>a. Maintained visual contact at a normal interval of 10 meters (the interval automatically expands and contracts based on terrain and visibility).</li> <li>b. Maintained noise and light discipline.</li> </ol>		

TASK STEPS AND PERFORMANCE MEASURES	GO	NO-GO
c. Observed sectors of fires so that no enemy could approach the platoon within 35 meters and no aircraft could attack the platoon without warning.  *11. Leaders use control measures during the movement. a. Positioned themselves where they could control the movement. b. Positioned key weapons. c. Used visual signals and oral commands to control the movement.  *12. The platoon leader controls the platoon's movements. a. Assessed the terrain continuously for potential danger areas. b. Used arm and hand signals once contact was made. c. Used visual and audio signals once contact was made.  *13. The platoon leader knows the platoon's location at all times. a. Expressed the platoon's location as a six-digit coordinate or by using current operational graphics. b. Knew the location of all the platoon elements and the leading, flanking, and trailing company elements, and was accurate to plus or minus 100 meters.		

TASK PERFORMANCE / EVALUATION SUMMARY BLOCK							
ITERATION	1	2	3	4	5	M	TOTAL
TOTAL TASK STEPS EVALUATED							
TOTAL TASK STEPS "GO"							
TRAINING STATUS "GO"/"NO-GO"							

"\*\*" indicates a leader task step.

**SUPPORTING INDIVIDUAL TASKS: NONE**

**SUPPORTING COLLECTIVE TASKS: NONE**

**OPFOR TASKS AND STANDARDS**

**TASK:** Disrupt a Route Reconnaissance (5-OPFOR-0021)

**CONDITION:** The enemy is conducting a route reconnaissance. The opposing forces (OPFOR) element is positioned along the enemy's route.

**STANDARD:** The OPFOR element attempts to disrupt a squad/section conducting a route reconnaissance. 1. Prevents the unit from meeting its specified time schedule. 2. Forces the unit to deviate from its specified route. 3. Prevents the unit from reaching its assigned destination. 4. Surprises the squad/section. 5. Inflicts casualties on the unit.

**TASK:** Conduct a Raid (5-OPFOR-0004)

**CONDITION:** The opposing forces (OPFOR) element has occupied an objective rally point and has orders to conduct a raid on a combat service support (CSS) base.

**STANDARD:** The OPFOR element infiltrates the enemy's base and destroys all of the targets. 1. Surprises the enemy forces. 2. Assaults the support base and accomplishes the assigned tasks. 3. Destroys the specified equipment and supplies. 4. Avoids being decisively engaged. 5. Withdraws all personnel from the objective areas within the time prescribed. 6. Obtains all priority intelligence requirements (PIR) from the raid site. 7. Sustains only light casualties from enemy fire.

**TASK:** Conduct an Aerial Reconnaissance (5-OPFOR-0010)

**CONDITION:** The opposing forces (OPFOR) headquarters (HQ) element requires intelligence on the locations and identification of enemy elements. An aircraft is dispatched to take photographs and make a visual inspection of the enemy rear area.

**STANDARD:** The OPFOR element gathers photograph intelligence of the enemy. 1. Photographs the assigned sectors. 2. Makes quick visual checks where the ceiling is low. 3. Locates enemy positions in the area, particularly support and storage bases, and command and control (C2) facilities. 4. Sustains no loss of aircraft. 5. Reports priority intelligence requirements (PIR) and other information requirements to the OPFOR HQ.

**TASK:** Defeat Obstacles (5-OPFOR-0009)

**CONDITION:** The opposing forces (OPFOR) element encounters an obstacle that blocks the avenue of approach as it advances upon the enemy forces.

**STANDARD:** The OPFOR element bypasses or breaches the enemy obstacle. 1. Detects the obstacle before halting its main body. 2. Defeats the obstacle. a. Bypasses the obstacle without entering the engagement areas. b. Breaches the obstacle within 45 minutes and passes its entire force through the obstacle. 3. Does not incur degradation to the point that the mission must be discontinued.

**TASK:** Conduct an Attack (5-OPFOR-0008)

**CONDITION:** The enemy is conducting tactical operations. The opposing forces (OPFOR) element receives orders to attack the enemy, the area of occupation, or the main supply route (MSR) with smoke.

**STANDARD:** The OPFOR element disrupts the enemy's movement and smoke operations. 1. Determines the delivery method of the smoke attack. 2. Locates the target. 3. Delivers the smoke attack downwind. 4. Attacks the enemy with smoke, and surge attacks when the enemy responds to the smoke.

**TASK:** Disrupt Construction of Vehicle Fighting Positions (5-OPFOR-0020)

**CONDITION:** The opposing forces (OPFOR) element has located the enemy. The priority intelligence requirements (PIR) and other intelligence obtained by OPFOR patrols indicate the enemy is constructing vehicle fighting positions within its defensive area. The OPFOR element has automatic and antiarmor weapons and light mortars.

**STANDARD:** The OPFOR element attempts to disrupt the enemy's efforts to establish vehicle fighting positions. 1. Locates the defensive area. 2. Surprises the main body. 3. Penetrates the defensive area with squad-size probes. 4. Inflicts casualties on the unit. 5. Destroys vehicles. 6. Disrupts the unit's preparations (prevents or delays beyond the unit's allotted time).

**TASK:** Disrupt an Engineer Reconnaissance (5-OPFOR-0022)

**CONDITION:** The enemy is conducting an engineer reconnaissance. The opposing forces (OPFOR) element is positioned along the enemy's route.

**STANDARD:** The OPFOR element disrupts an engineer reconnaissance. 1. Prevents the unit from meeting its specified time schedule. 2. Forces the unit to deviate from its specified route. 3. Prevents the unit from accomplishing its assigned engineer reconnaissance. 4. Surprises the unit conducting the reconnaissance.

**TASK:** Conduct Terrorist and Saboteur Attacks (5-OPFOR-0005)

**CONDITION:** The opposing forces (OPFOR) element dispatches small teams into the enemy's rear area to disrupt combat service support (CSS) operations.

**STANDARD:** The enemy sustains disrupted command and control (C2), destroyed equipment and supplies, and light casualties. 1. Locates rear support bases and C2 facilities. 2. Delays and disrupts CSS operations through probes. 3. Infiltrates CSS bases to conduct sabotage and terrorist activities. 4. Inflicts light casualties. 5. Destroys supplies and equipment.

**TASK:** Defend a Minefield (5-OPFOR-0023)

**CONDITION:** The enemy is conducting a minefield sweeping operation. The opposing forces (OPFOR) element has a minefield placed in the enemy's path. The minefield is under constant observation and fire.

**STANDARD:** The OPFOR element defends a minefield against an enemy element conducting a minefield sweeping operation. 1. Prevents the unit from detecting the obstacle. 2. Disrupts the minefield sweeping operation. 3. Prevents the unit from conducting the minefield sweeping operation, prevents the unit from moving all personnel through the breach, or delays the completion of the minefield sweeping operation for more than 45 minutes.

**TASK:** Maintain Contact (5-OPFOR-0003)

**CONDITION:** The opposing forces (OPFOR) element is engaged with enemy base defense forces. The enemy forces are withdrawing under pressure.

**STANDARD:** The OPFOR element maintains enemy contact while the enemy withdraws. 1. Engages the enemy forces decisively. 2. Advances the OPFOR as the enemy forces withdraw. 3. Inflicts heavy casualties. 4. Captures the members of the enemy force. 5. Captures documents and equipment. 6. Safeguards captured documents, equipment, and personnel.

**TASK:** Conduct an Ambush (5-OPFOR-0007)

**CONDITION:** The enemy is moving in a convoy. The opposing forces (OPFOR) element is positioned along the enemy's route.

**STANDARD:** The OPFOR element inflicts casualties on the enemy and causes vehicle and equipment damage. 1. Prepares an ambush site before the element arrives. 2. Surprises march element forces. 3. Inflicts heavy casualties within the designated kill zone. 4. Inflicts heavy damage to vehicles and equipment within the designated kill zone. 5. Delays the march element from reaching a specified destination for a specified period of time. 6. Withdraws on order. 7. Sustains no casualties. 8. Reports actions to superiors.

**TASK:** Disrupt a Net Control Station (NCS) (5-OPFOR-0019)

**CONDITION:** The enemy has established a NCS. The opposing forces (OPFOR) element has radio and jamming equipment.



**STANDARD:** The OPFOR element attempts to disrupt an NCS. 1. Attempts to locate the radio frequency that the unit is operating on. 2. Attempts to enter the radio net. 3. Attempts to issue "bogus" orders to a unit on the net. 4. Jams the radio frequency and forces the unit to go to an alternate frequency.

**TASK:** Disrupt Defensive Preparations (5-OPFOR-0018)

**CONDITION:** The opposing forces (OPFOR) element has located the enemy. Priority intelligence requirements (PIR) and other intelligence requirements obtained by OPFOR patrols indicate that the enemy elements are establishing defensive positions. The OPFOR element has automatic and antiarmor weapons and light mortars.

**STANDARD:** The OPFOR element disrupts and delays the enemy's defensive preparations. 1. Locates and penetrates the enemy's security system. 2. Forces the enemy to delay defensive preparations. 3. Disrupts the enemy's obstacle preparations.

**TASK:** Disrupt Enemy Movement and Operations Using Tactical Nuclear Weapons (5-OPFOR-0016)

**CONDITION:** The opposing forces (OPFOR) element has located the enemy. Priority intelligence requirements (PIR) and other intelligence requirements have been obtained by OPFOR patrols. Tactical nuclear weapons are employed against key locations in the rear area.

**STANDARD:** The OPFOR element disrupts enemy movement and operations. 1. Disrupts or delays the movement of the enemy's equipment and supplies to the forward areas. 2. Destroys enemy equipment and supplies. 3. Inflicts a high rate of nuclear casualties among the enemy forces. 4. Denies the enemy the use of specified areas. 5. Contaminates the enemy's equipment and supplies.

**TASK:** Disrupt Quarters Party Operations (5-OPFOR-0017)

**CONDITION:** The enemy is conducting quarters party operations. It has established an assembly area (AA) but has not moved in the main body.

**STANDARD:** The opposing forces (OPFOR) element attempts to disrupt quarters party operations and infiltrate the enemy's AA. 1. Locates the quarters party and the AA. 2. Surprises the main body. 3. Penetrates the AA with squad-size probes. 4. Inflicts personnel casualties and vehicle damage. 5. Disrupts the unit's preparations (prevents or delays beyond the unit's allotted time).

**TASK:** Disrupt Enemy Movement and Operations Using Persistent and Nonpersistent Chemical Weapons (5-OPFOR-0015)

**CONDITION:** The opposing forces (OPFOR) element has located the enemy. Priority intelligence requirements (PIR) and other intelligence requirements have been obtained by OPFOR patrols. The OPFOR units deliver chemical agents, by means of conventional artillery weapons or aircraft, along selected supply routes and key bases in the rear area.

**STANDARD:** The OPFOR element disrupts enemy movement and operations using persistent and nonpersistent chemical weapons. 1. Delivers chemical agents in low and densely wooded areas. 2. Delays the movement of enemy supplies and equipment to the forward areas. 3. Restricts the movement of the enemy units in the rear area. 4. Channels the movement of enemy units into predesignated ambush areas. 5. Contaminates enemy supplies and equipment. 6. Inflicts a high rate of casualties on enemy forces.

**TASK:** Disrupt Assembly Area (AA) Activities (5-OPFOR-0013)

**CONDITION:** Intelligence reports indicate that platoon- and company-size enemy units are operating in the opposing forces (OPFOR) area of operations. Enemy units can defend from AAs with direct fire, antiarmor weapons, and indirect fire. The enemy has close air support (CAS) and nuclear, biological, and chemical (NBC) capabilities.

**STANDARD:** The OPFOR element locates and disrupts the enemy's AA activities. 1. Locates the element's AA. 2. Probes the AA with squad- or team-size elements. 3. Inflicts more than 5 percent casualties on the element. 4. Disrupts the element's preparations (prevents or delays beyond the element's allotted time).

**TASK:** Disrupt Movement (5-OPFOR-0014)

**CONDITION:** The enemy is expected to move through the opposing forces (OPFOR) element's area of operations. The OPFOR element has received an operation order (OPORD) or fragmentary order (FRAGO) to disrupt enemy movement. The enemy has the capability to defend with direct fire and antiarmor weapons.

**STANDARD:** The OPFOR element delays enemy movement. 1. Delays the element. 2. Forces the element to deviate from its route. 3. Prevents the element from reaching its destination. 4. Surprises the element's main body.

**TASK:** Counter Passage of Lines (5-OPFOR-0012)

**CONDITION:** Enemy forces are in defensive positions, but they are expected to attempt passage-of-lines operations. The opposing forces (OPFOR) received orders to disrupt enemy passage-of-lines operations.

**STANDARD:** The OPFOR element delays or prevents enemy passage of lines. 1. Delays the passage. 2. Prevents the company from moving all personnel through the stationary unit. 3. Engages the main body of either the moving or the stationary unit.

**TASK:** Attack (5-OPFOR-0001)

**CONDITION:** The opposing forces (OPFOR) element has located the enemy. The priority intelligence requirements (PIR) and other intelligence requirements have been obtained by OPFOR patrols. The OPFOR element has automatic and antiarmor weapons and light mortars.

**STANDARD:** The OPFOR element attempts to seize the terrain, vehicles, or equipment. 1. Develops an attack plan. 2. Surprises the enemy unit's main body. 3. Initiates the attack using a scheme of maneuver that exploits the enemy's flanks, gaps, and weaknesses. 4. Uses covered and concealed routes to approach the enemy forces' flanks, gaps, or weakly held areas. 5. Employs indirect fire to support the attack. 6. Penetrates enemy defenses. 7. Destroys equipment and supplies. 8. Inflicts heavy casualties. 9. Isolates the combat service support (CSS) base by blocking reinforcements. 10. Forces enemy units to displace. 11. Avoids being fixed in one position. 12. Withdraws before the CSS base is reinforced with tactical combat forces.

**TASK:** Surrender to the Capturing Unit on the Battlefield (5-OPFOR-0024)

**CONDITION:** The enemy has captured the opposing forces (OPFOR) element's soldiers, documents, and equipment sensitive to the OPFOR tactical operations.

**STANDARD:** The OPFOR soldiers retain or destroy documents and equipment. The OPFOR element surrenders documents and equipment of no tactical use to the enemy and attempts to conceal or destroy items of tactical value. The OPFOR element attempts escape and evasion. 1. Prevents the successful capture of documents and equipment. 2. Destroys documents and equipment. 3. Removes identifying markings from equipment. 4. Removes unit-identifying insignia. 5. Provides misleading information. 6. Plans an escape. 7. Delays movement to the nearest collection point. 8. Prevents safeguarding of enemy prisoners of war (EPWs) in order to cause embarrassment to the United States (US).

**TASK:** Conduct Air Attacks (5-OPFOR-0002)

**CONDITION:** The opposing forces (OPFOR) element in the rear area has forwarded the positions of the enemy support sites or the locations of moving elements. The OPFOR aircraft have been dispatched to attack enemy installations or convoys.

**STANDARD:** The OPFOR element attempts to delay, disrupt, or damage the enemy targets by air. 1. Locates the target (support sites or convoys). 2. Makes attack runs on the designated targets. 3. Inflicts heavy damage to the selected target. 4. Sustains no loss of aircraft. 5. Delays moving the force for more than one hour.

**TASK:** Conduct Sniper Operations (5-OPFOR-0006)

**CONDITION:** The opposing forces (OPFOR) element has assigned snipers (regular or irregular elements) in the enemy's rear area along the main supply route (MSR) and near support sites.

**STANDARD:** The OPFOR element kills or wounds targets. 1. Sets up a well-concealed location. 2. Engages vehicle drivers or personnel on foot with short bursts of semiautomatic fire. 3. Kills or wounds selected targets. 4. Prevents the position from being discovered by enemy forces. 5. Evacuates the area without being spotted. 6. Reports all specified priority intelligence requirements (PIR) and other intelligence requirements to the OPFOR headquarters (HQ).

**ELEMENTS:** Company Headquarters  
 Assault and Obstacle Platoon Headquarters  
 Regimental Engineer Section

**TASK:** Coordinate the Integration of Air Defense for Mobility and Countermobility Operations (05-1-0200)  
 (FM 71-100)

**ITERATION:** 1 2 3 4 5 M (Circle)  
**COMMANDER/LEADER ASSESSMENT:** T P U (Circle)

**CONDITIONS:** The engineer battalion is supporting a maneuver brigade during a tactical operation where the enemy is expected to employ rotary- and fixed-wing assets against breaching/gap crossing sites. Air defense assets are available to the maneuver brigade and the engineer battalion. Digital units have performed functionality checks, and systems are operational. Some iterations of this task should be performed in MOPP4.

**TASK STANDARDS:** The engineer battalion accomplishes its mobility and countermobility missions under enemy air threat and attack. Digital units send and receive reports using frequency-modulated (FM) or digital means. The time required to perform this task is increased when conducting it in mission-oriented protection posture (MOPP) 4.

TASK STEPS AND PERFORMANCE MEASURES	GO	NO-GO
<p>* 1. The engineer battalion commander and the Operations and Training Officer (US Army) (S3) develop active and passive air defense plans for mobility and countermobility operations and coordinate them with the brigade's air defense artillery (ADA) liaison office.</p> <p>NOTE: Digital units send and receive reports and update the common operational picture (COP) using the Army Battle Command System (ABCS) according to the unit's standing operating procedure (SOP).</p> <p>* 2. The engineer battalion staff and leaders disseminate enemy air defense approaches, air defense status, and weapons control status to subordinate units.</p> <p>3. The engineer battalion employs passive measures.</p> <p>4. Elements of the engineer battalion cover breaching/gap crossing sites and Class IV/V points with air defense warning.</p> <p>5. The engineer battalion and attached air defense elements, if provided, react to the RED air defense warning.</p> <p>6. The engineer battalion task force (TF) elements react to enemy air attacks.</p> <p>7. The engineer battalion TF monitors and coordinates active air defense measures.</p>		

TASK PERFORMANCE / EVALUATION SUMMARY BLOCK							
ITERATION	1	2	3	4	5	M	TOTAL
TOTAL TASK STEPS EVALUATED							
TOTAL TASK STEPS "GO"							
TRAINING STATUS "GO"/"NO-GO"							

"\*" indicates a leader task step.

### SUPPORTING INDIVIDUAL TASKS

Task Number	Task Title	References
052-195-4050	Prepare Engineer Estimates	STP 5-12B24-SM-TG
071-311-2007	Engage Targets with an M16A1or M16A2 Rifle	STP 21-1-SMCT
071-311-2025	Maintain an M16A1or M16A2 Rifle	STP 21-1-SMCT
071-311-2026	Perform a Function Check on an M16A1or M16A2 Rifle	STP 21-1-SMCT
071-311-2027	Load an M16A1or M16A2 Rifle	STP 21-1-SMCT
071-311-2028	Unload an M16A1or M16A2 Rifle	STP 21-1-SMCT
071-311-2029	Correct Malfunctions of an M16A1or M16A2 Rifle	STP 21-1-SMCT
071-312-3003	Lay an M60 Machine Gun Using Field Expedients	STP 21-1-SMCT
071-312-3025	Maintain an M60 Machine Gun	STP 21-1-SMCT
071-312-3026	Perform a Function Check on an M60 Machine Gun	STP 21-1-SMCT
071-312-3027	Load an M60 Machine Gun	STP 21-1-SMCT
071-312-3028	Unload an M60 Machine Gun	STP 21-1-SMCT
071-312-3029	Correct Malfunctions of an M60 Machine Gun	STP 21-1-SMCT
071-312-3031	Engage Targets with an M60 Machine Gun	STP 21-1-SMCT
071-313-3455	Set Headspace and Timing on a Caliber .50 M2 Machine Gun	STP 5-12B24-SM-TG
071-326-0502	Move Under Direct Fire	STP 5-62G13-SM-TG
071-326-0510	React to Indirect Fire While Dismounted	STP 21-1-SMCT
071-326-0513	Select Temporary Fighting Positions	STP 21-1-SMCT
071-326-5775	Coordinate with an Adjacent Platoon	STP 21-24-SMCT
441-091-1040	Visually Identify Threat Aircraft	STP 21-24-SMCT
441-091-3001	Direct Unit Air Defense	STP 21-24-SMCT

### SUPPORTING COLLECTIVE TASKS: NONE

### OPFOR TASKS AND STANDARDS

**TASK:** Conduct Sniper Operations (5-OPFOR-0006)

**CONDITION:** The opposing forces (OPFOR) element has assigned snipers (regular or irregular elements) in the enemy's rear area along the main supply route (MSR) and near support sites.

**STANDARD:** The OPFOR element kills or wounds targets. 1. Sets up a well-concealed location. 2. Engages vehicle drivers or personnel on foot with short bursts of semiautomatic fire. 3. Kills or wounds selected targets. 4. Prevents the position from being discovered by enemy forces. 5. Evacuates the area without being spotted. 6. Reports all specified priority intelligence requirements (PIR) and other intelligence requirements to the OPFOR headquarters (HQ).

**TASK:** Conduct Air Attacks (5-OPFOR-0002)

**CONDITION:** The opposing forces (OPFOR) element in the rear area has forwarded the positions of the enemy support sites or the locations of moving elements. The OPFOR aircraft have been dispatched to attack enemy installations or convoys.

**STANDARD:** The OPFOR element attempts to delay, disrupt, or damage the enemy targets by air. 1. Locates the target (support sites or convoys). 2. Makes attack runs on the designated targets. 3. Inflicts heavy damage to the selected target. 4. Sustains no loss of aircraft. 5. Delays moving the force for more than one hour.

**TASK:** Disrupt Defensive Preparations (5-OPFOR-0018)

**CONDITION:** The opposing forces (OPFOR) element has located the enemy. Priority intelligence requirements (PIR) and other intelligence requirements obtained by OPFOR patrols indicate that the enemy elements are establishing defensive positions. The OPFOR element has automatic and antiarmor weapons and light mortars.

**STANDARD:** The OPFOR element disrupts and delays the enemy's defensive preparations. 1. Locates and penetrates the enemy's security system. 2. Forces the enemy to delay defensive preparations. 3. Disrupts the enemy's obstacle preparations.

**TASK:** Disrupt Construction of Vehicle Fighting Positions (5-OPFOR-0020)

**CONDITION:** The opposing forces (OPFOR) element has located the enemy. The priority intelligence requirements (PIR) and other intelligence obtained by OPFOR patrols indicate the enemy is constructing vehicle fighting positions within its defensive area. The OPFOR element has automatic and antiarmor weapons and light mortars.

**STANDARD:** The OPFOR element attempts to disrupt the enemy's efforts to establish vehicle fighting positions. 1. Locates the defensive area. 2. Surprises the main body. 3. Penetrates the defensive area with squad-size probes. 4. Inflicts casualties on the unit. 5. Destroys vehicles. 6. Disrupts the unit's preparations (prevents or delays beyond the unit's allotted time).

**TASK:** Surrender to the Capturing Unit on the Battlefield (5-OPFOR-0024)

**CONDITION:** The enemy has captured the opposing forces (OPFOR) element's soldiers, documents, and equipment sensitive to the OPFOR tactical operations.

**STANDARD:** The OPFOR soldiers retain or destroy documents and equipment. The OPFOR element surrenders documents and equipment of no tactical use to the enemy and attempts to conceal or destroy items of tactical value. The OPFOR element attempts escape and evasion. 1. Prevents the successful capture of documents and equipment. 2. Destroys documents and equipment. 3. Removes identifying markings from equipment. 4. Removes unit-identifying insignia. 5. Provides misleading information. 6. Plans an escape. 7. Delays movement to the nearest collection point. 8. Prevents safeguarding of enemy prisoners of war (EPWs) in order to cause embarrassment to the United States (US).

**TASK:** Defeat Obstacles (5-OPFOR-0009)

**CONDITION:** The opposing forces (OPFOR) element encounters an obstacle that blocks the avenue of approach as it advances upon the enemy forces.

**STANDARD:** The OPFOR element bypasses or breaches the enemy obstacle. 1. Detects the obstacle before halting its main body. 2. Defeats the obstacle. a. Bypasses the obstacle without entering the engagement areas. b. Breaches the obstacle within 45 minutes and passes its entire force through the obstacle. 3. Does not incur degradation to the point that the mission must be discontinued.

**TASK:** Disrupt Movement (5-OPFOR-0014)

**CONDITION:** The enemy is expected to move through the opposing forces (OPFOR) element's area of operations. The OPFOR element has received an operation order (OPORD) or fragmentary order (FRAGO) to disrupt enemy movement. The enemy has the capability to defend with direct fire and antiarmor weapons.

**STANDARD:** The OPFOR element delays enemy movement. 1. Delays the element. 2. Forces the element to deviate from its route. 3. Prevents the element from reaching its destination. 4. Surprises the element's main body.

**TASK:** Disrupt a Route Reconnaissance (5-OPFOR-0021)

**CONDITION:** The enemy is conducting a route reconnaissance. The opposing forces (OPFOR) element is positioned along the enemy's route.

**STANDARD:** The OPFOR element attempts to disrupt a squad/section conducting a route reconnaissance. 1. Prevents the unit from meeting its specified time schedule. 2. Forces the unit to deviate from its specified route. 3. Prevents the unit from reaching its assigned destination. 4. Surprises the squad/section. 5. Inflicts casualties on the unit.

**TASK:** Conduct Terrorist and Saboteur Attacks (5-OPFOR-0005)

**CONDITION:** The opposing forces (OPFOR) element dispatches small teams into the enemy's rear area to disrupt combat service support (CSS) operations.

**STANDARD:** The enemy sustains disrupted command and control (C2), destroyed equipment and supplies, and light casualties. 1. Locates rear support bases and C2 facilities. 2. Delays and disrupts CSS operations through probes. 3. Infiltrates CSS bases to conduct sabotage and terrorist activities. 4. Inflicts light casualties. 5. Destroys supplies and equipment.

**TASK:** Disrupt a Net Control Station (NCS) (5-OPFOR-0019)

**CONDITION:** The enemy has established a NCS. The opposing forces (OPFOR) element has radio and jamming equipment.

**STANDARD:** The OPFOR element attempts to disrupt an NCS. 1. Attempts to locate the radio frequency that the unit is operating on. 2. Attempts to enter the radio net. 3. Attempts to issue "bogus" orders to a unit on the net. 4. Jams the radio frequency and forces the unit to go to an alternate frequency.

**TASK:** Conduct an Aerial Reconnaissance (5-OPFOR-0010)

**CONDITION:** The opposing forces (OPFOR) headquarters (HQ) element requires intelligence on the locations and identification of enemy elements. An aircraft is dispatched to take photographs and make a visual inspection of the enemy rear area.

**STANDARD:** The OPFOR element gathers photograph intelligence of the enemy. 1. Photographs the assigned sectors. 2. Makes quick visual checks where the ceiling is low. 3. Locates enemy positions in the area, particularly support and storage bases, and command and control (C2) facilities. 4. Sustains no loss of aircraft. 5. Reports priority intelligence requirements (PIR) and other information requirements to the OPFOR HQ.

**TASK:** Conduct an Attack (5-OPFOR-0008)

**CONDITION:** The enemy is conducting tactical operations. The opposing forces (OPFOR) element receives orders to attack the enemy, the area of occupation, or the main supply route (MSR) with smoke.

**STANDARD:** The OPFOR element disrupts the enemy's movement and smoke operations. 1. Determines the delivery method of the smoke attack. 2. Locates the target. 3. Delivers the smoke attack downwind. 4. Attacks the enemy with smoke, and surge attacks when the enemy responds to the smoke.

**TASK:** Disrupt Quartering Party Operations (5-OPFOR-0017)

**CONDITION:** The enemy is conducting quartering party operations. It has established an assembly area (AA) but has not moved in the main body.

**STANDARD:** The opposing forces (OPFOR) element attempts to disrupt quartering party operations and infiltrate the enemy's AA. 1. Locates the quartering party and the AA. 2. Surprises the main body. 3. Penetrates the AA with squad-size probes. 4. Inflicts personnel casualties and vehicle damage. 5. Disrupts the unit's preparations (prevents or delays beyond the unit's allotted time).

**TASK:** Disrupt Enemy Movement and Operations Using Tactical Nuclear Weapons (5-OPFOR-0016)

**CONDITION:** The opposing forces (OPFOR) element has located the enemy. Priority intelligence requirements (PIR) and other intelligence requirements have been obtained by OPFOR patrols. Tactical nuclear weapons are employed against key locations in the rear area.

**STANDARD:** The OPFOR element disrupts enemy movement and operations. 1. Disrupts or delays the movement of the enemy's equipment and supplies to the forward areas. 2. Destroys enemy equipment and supplies. 3. Inflicts a high rate of nuclear casualties among the enemy forces. 4. Denies the enemy the use of specified areas. 5. Contaminates the enemy's equipment and supplies.

**TASK:** Disrupt Assembly Area (AA) Activities (5-OPFOR-0013)

**CONDITION:** Intelligence reports indicate that platoon- and company-size enemy units are operating in the opposing forces (OPFOR) area of operations. Enemy units can defend from AAs with direct fire, antiarmor weapons, and indirect fire. The enemy has close air support (CAS) and nuclear, biological, and chemical (NBC) capabilities.

**STANDARD:** The OPFOR element locates and disrupts the enemy's AA activities. 1. Locates the element's AA. 2. Probes the AA with squad- or team-size elements. 3. Inflicts more than 5 percent casualties on the element. 4. Disrupts the element's preparations (prevents or delays beyond the element's allotted time).

**TASK:** Disrupt Enemy Movement and Operations Using Persistent and Nonpersistent Chemical Weapons (5-OPFOR-0015)

**CONDITION:** The opposing forces (OPFOR) element has located the enemy. Priority intelligence requirements (PIR) and other intelligence requirements have been obtained by OPFOR patrols. The OPFOR units deliver chemical agents, by means of conventional artillery weapons or aircraft, along selected supply routes and key bases in the rear area.



**STANDARD:** The OPFOR element disrupts enemy movement and operations using persistent and nonpersistent chemical weapons. 1. Delivers chemical agents in low and densely wooded areas. 2. Delays the movement of enemy supplies and equipment to the forward areas. 3. Restricts the movement of the enemy units in the rear area. 4. Channels the movement of enemy units into predesignated ambush areas. 5. Contaminates enemy supplies and equipment. 6. Inflicts a high rate of casualties on enemy forces.

**TASK:** Counter Passage of Lines (5-OPFOR-0012)

**CONDITION:** Enemy forces are in defensive positions, but they are expected to attempt passage-of-lines operations. The opposing forces (OPFOR) received orders to disrupt enemy passage-of-lines operations.

**STANDARD:** The OPFOR element delays or prevents enemy passage of lines. 1. Delays the passage. 2. Prevents the company from moving all personnel through the stationary unit. 3. Engages the main body of either the moving or the stationary unit.

**TASK:** Conduct a Raid (5-OPFOR-0004)

**CONDITION:** The opposing forces (OPFOR) element has occupied an objective rally point and has orders to conduct a raid on a combat service support (CSS) base.

**STANDARD:** The OPFOR element infiltrates the enemy's base and destroys all of the targets. 1. Surprises the enemy forces. 2. Assaults the support base and accomplishes the assigned tasks. 3. Destroys the specified equipment and supplies. 4. Avoids being decisively engaged. 5. Withdraws all personnel from the objective areas within the time prescribed. 6. Obtains all priority intelligence requirements (PIR) from the raid site. 7. Sustains only light casualties from enemy fire.

**TASK:** Attack (5-OPFOR-0001)

**CONDITION:** The opposing forces (OPFOR) element has located the enemy. The priority intelligence requirements (PIR) and other intelligence requirements have been obtained by OPFOR patrols. The OPFOR element has automatic and antiarmor weapons and light mortars.

**STANDARD:** The OPFOR element attempts to seize the terrain, vehicles, or equipment. 1. Develops an attack plan. 2. Surprises the enemy unit's main body. 3. Initiates the attack using a scheme of maneuver that exploits the enemy's flanks, gaps, and weaknesses. 4. Uses covered and concealed routes to approach the enemy forces' flanks, gaps, or weakly held areas. 5. Employs indirect fire to support the attack. 6. Penetrates enemy defenses. 7. Destroys equipment and supplies. 8. Inflicts heavy casualties. 9. Isolates the combat service support (CSS) base by blocking reinforcements. 10. Forces enemy units to displace. 11. Avoids being fixed in one position. 12. Withdraws before the CSS base is reinforced with tactical combat forces.

**TASK:** Defend a Minefield (5-OPFOR-0023)

**CONDITION:** The enemy is conducting a minefield sweeping operation. The opposing forces (OPFOR) element has a minefield placed in the enemy's path. The minefield is under constant observation and fire.

**STANDARD:** The OPFOR element defends a minefield against an enemy element conducting a minefield sweeping operation. 1. Prevents the unit from detecting the obstacle. 2. Disrupts the minefield sweeping operation. 3. Prevents the unit from conducting the minefield sweeping operation, prevents the unit from moving all personnel through the breach, or delays the completion of the minefield sweeping operation for more than 45 minutes.

**TASK:** Maintain Contact (5-OPFOR-0003)

**CONDITION:** The opposing forces (OPFOR) element is engaged with enemy base defense forces. The enemy forces are withdrawing under pressure.

**STANDARD:** The OPFOR element maintains enemy contact while the enemy withdraws. 1. Engages the enemy forces decisively. 2. Advances the OPFOR as the enemy forces withdraw. 3. Inflicts heavy casualties. 4. Captures the members of the enemy force. 5. Captures documents and equipment. 6. Safeguards captured documents, equipment, and personnel.

**TASK:** Disrupt an Engineer Reconnaissance (5-OPFOR-0022)

**CONDITION:** The enemy is conducting an engineer reconnaissance. The opposing forces (OPFOR) element is positioned along the enemy's route.

**STANDARD:** The OPFOR element disrupts an engineer reconnaissance. 1. Prevents the unit from meeting its specified time schedule. 2. Forces the unit to deviate from its specified route. 3. Prevents the unit from accomplishing its assigned engineer reconnaissance. 4. Surprises the unit conducting the reconnaissance.

**TASK:** Conduct an Ambush (5-OPFOR-0007)

**CONDITION:** The enemy is moving in a convoy. The opposing forces (OPFOR) element is positioned along the enemy's route.

**STANDARD:** The OPFOR element inflicts casualties on the enemy and causes vehicle and equipment damage. 1. Prepares an ambush site before the element arrives. 2. Surprises march element forces. 3. Inflicts heavy casualties within the designated kill zone. 4. Inflicts heavy damage to vehicles and equipment within the designated kill zone. 5. Delays the march element from reaching a specified destination for a specified period of time. 6. Withdraws on order. 7. Sustains no casualties. 8. Reports actions to superiors.

**ELEMENTS:** Company  
Company Headquarters

**TASK:** Coordinate the Synchronization and Integration of Fire Support (FS) (05-2-0100)  
(FM 5-71-2) (FM 3-34.2)

**ITERATION:** 1 2 3 4 5 M (Circle)

**COMMANDER/LEADER ASSESSMENT:** T P U (Circle)

**CONDITIONS:** The company is supporting a maneuver task force (TF) that is conducting offensive or defensive tactical operations. Integration of FS into breaching operations and the obstacle plan is necessary. Digital units have performed functionality checks, and systems are operational. Some iterations of this task should be performed in MOPP4.

**TASK STANDARDS:** The company will develop effective indirect-fire plans to maximize suppression or obscuration for the breach forces and to cover tactical obstacles. Digital units send and receive reports using frequency-modulated (FM) or digital means. The time required to perform this task is increased when conducting it in mission-oriented protection posture (MOPP) 4.

TASK STEPS AND PERFORMANCE MEASURES	GO	NO-GO
<ul style="list-style-type: none"> <li>* 1. The commander and the executive officer (XO) prepare for offensive and defensive tactical operations.                             <ul style="list-style-type: none"> <li>a. Participated in developing a TF course of action (COA).</li> <li>b. Prepared a supporting scheme of engineer operations (SOEO).</li> </ul> </li> <li>* 2. The commander and the XO, in coordination with the fire support officer (FSO), prepare for offensive operations.                             <ul style="list-style-type: none"> <li>a. Developed a fire support plan that supported the SOEO.</li> <li>b. Ascertained the priority for the artillery support for the breach and assault forces.</li> <li>c. Established adequate fire-control measures to support the breaching operation.</li> <li>d. Coordinated for screening or obscuration smoke and suppressive-artillery fires.</li> <li>e. Identified the location of counterfire radar zones.</li> <li>f. Developed a plan for the employment of the scatterable mines (SCATMINES), to include a time analysis of triggers, ensuring that there was sufficient time to fire the SCATMINE to achieve the planned obstacle effect.</li> </ul> </li> <li>* 3. The commander and the XO, in coordination with the FSO, prepare for defensive operations.                             <ul style="list-style-type: none"> <li>a. Developed a fire support plan that supported the SOEO.</li> <li>b. Detailed adequate plans to support and reinforce the desired obstacle effect, ensuring that all obstacles were covered by direct- and indirect-fire plans.</li> <li>c. Established adequate fire control measures, ensuring that priority obstacles were covered to accomplish the obstacle intent.</li> <li>d. Determined the employment of the area-denial artillery munition (ADAM) and the remote antiarmor munition (RAAM) SCATMINES.</li> <li>e. Planned the synchronization and the integration of FS for the reserve targets.</li> </ul> </li> </ul>		
<p>NOTE: Digital units request fires through FM or digital means.</p>		

TASK PERFORMANCE / EVALUATION SUMMARY BLOCK							
ITERATION	1	2	3	4	5	M	TOTAL
TOTAL TASK STEPS EVALUATED							
TOTAL TASK STEPS "GO"							
TRAINING STATUS "GO"/"NO-GO"							

"\*" indicates a leader task step.

**SUPPORTING INDIVIDUAL TASKS: NONE**

**SUPPORTING COLLECTIVE TASKS**

<b>Task Number</b>	<b>Task Title</b>	<b>References</b>
05-1-0200	Coordinate the Integration of Air Defense for Mobility and Countermobility Operations	ARTEP 5-053-35-MTP ARTEP 5-113-35-MTP ARTEP 5-335-60-MTP ARTEP 5-335-66-MTP ARTEP 5-435-66-MTP ARTEP 5-435-67-MTP ARTEP 5-445-64-MTP ARTEP 5-445-66-MTP
05-2-0002	Prepare an Engineer Estimate (Company)	ARTEP 5-027-35-MTP ARTEP 5-053-35-MTP ARTEP 5-063-35-MTP ARTEP 5-113-35-MTP ARTEP 5-145-32-MTP ARTEP 5-157-35-MTP ARTEP 5-217-35-MTP ARTEP 5-335-65-MTP ARTEP 5-337-35-MTP ARTEP 5-427-35-MTP ARTEP 5-436-35-MTP ARTEP 5-436-37-MTP ARTEP 5-437-36-MTP ARTEP 5-437-38-MTP ARTEP 5-447-35-MTP ARTEP 5-447-37-MTP ARTEP 5-463-35-MTP ARTEP 5-463-36-MTP ARTEP 5-473-35-MTP
05-3-0114	Support Breaching Operations	ARTEP 5-027-10-MTP ARTEP 5-053-11-MTP ARTEP 5-053-12-MTP ARTEP 5-063-10-MTP ARTEP 5-063-11-MTP ARTEP 5-063-35-MTP ARTEP 5-113-11-MTP ARTEP 5-113-12-MTP ARTEP 5-113-35-MTP ARTEP 5-157-10-MTP ARTEP 5-217-10-MTP

**SUPPORTING COLLECTIVE TASKS**

<b>Task Number</b>	<b>Task Title</b>	<b>References</b>
		ARTEP 5-335-70-MTP
		ARTEP 5-337-10-MTP
		ARTEP 5-427-10-MTP
		ARTEP 5-437-10-MTP
		ARTEP 5-437-11-MTP
		ARTEP 5-447-10-MTP
		ARTEP 5-447-11-MTP

**OPFOR TASKS AND STANDARDS**

**TASK:** Defeat Obstacles (5-OPFOR-0009)

**CONDITION:** The opposing forces (OPFOR) element encounters an obstacle that blocks the avenue of approach as it advances upon the enemy forces.

**STANDARD:** The OPFOR element bypasses or breaches the enemy obstacle. 1. Detects the obstacle before halting its main body. 2. Defeats the obstacle. a. Bypasses the obstacle without entering the engagement areas. b. Breaches the obstacle within 45 minutes and passes its entire force through the obstacle. 3. Does not incur degradation to the point that the mission must be discontinued.

**TASK:** Conduct an Attack (5-OPFOR-0008)

**CONDITION:** The enemy is conducting tactical operations. The opposing forces (OPFOR) element receives orders to attack the enemy, the area of occupation, or the main supply route (MSR) with smoke.

**STANDARD:** The OPFOR element disrupts the enemy's movement and smoke operations. 1. Determines the delivery method of the smoke attack. 2. Locates the target. 3. Delivers the smoke attack downwind. 4. Attacks the enemy with smoke, and surge attacks when the enemy responds to the smoke.

**TASK:** Disrupt a Route Reconnaissance (5-OPFOR-0021)

**CONDITION:** The enemy is conducting a route reconnaissance. The opposing forces (OPFOR) element is positioned along the enemy's route.

**STANDARD:** The OPFOR element attempts to disrupt a squad/section conducting a route reconnaissance. 1. Prevents the unit from meeting its specified time schedule. 2. Forces the unit to deviate from its specified route. 3. Prevents the unit from reaching its assigned destination. 4. Surprises the squad/section. 5. Inflicts casualties on the unit.

**TASK:** Conduct Terrorist and Saboteur Attacks (5-OPFOR-0005)

**CONDITION:** The opposing forces (OPFOR) element dispatches small teams into the enemy's rear area to disrupt combat service support (CSS) operations.

**STANDARD:** The enemy sustains disrupted command and control (C2), destroyed equipment and supplies, and light casualties. 1. Locates rear support bases and C2 facilities. 2. Delays and disrupts CSS operations through probes. 3. Infiltrates CSS bases to conduct sabotage and terrorist activities. 4. Inflicts light casualties. 5. Destroys supplies and equipment.

**TASK:** Disrupt a Net Control Station (NCS) (5-OPFOR-0019)

**CONDITION:** The enemy has established a NCS. The opposing forces (OPFOR) element has radio and jamming equipment.

**STANDARD:** The OPFOR element attempts to disrupt an NCS. 1. Attempts to locate the radio frequency that the unit is operating on. 2. Attempts to enter the radio net. 3. Attempts to issue "bogus" orders to a unit on the net. 4. Jams the radio frequency and forces the unit to go to an alternate frequency.

**TASK:** Disrupt Construction of Vehicle Fighting Positions (5-OPFOR-0020)

**CONDITION:** The opposing forces (OPFOR) element has located the enemy. The priority intelligence requirements (PIR) and other intelligence obtained by OPFOR patrols indicate the enemy is constructing vehicle fighting positions within its defensive area. The OPFOR element has automatic and antiarmor weapons and light mortars.

**STANDARD:** The OPFOR element attempts to disrupt the enemy's efforts to establish vehicle fighting positions. 1. Locates the defensive area. 2. Surprises the main body. 3. Penetrates the defensive area with squad-size probes. 4. Inflicts casualties on the unit. 5. Destroys vehicles. 6. Disrupts the unit's preparations (prevents or delays beyond the unit's allotted time).

**TASK:** Conduct an Aerial Reconnaissance (5-OPFOR-0010)

**CONDITION:** The opposing forces (OPFOR) headquarters (HQ) element requires intelligence on the locations and identification of enemy elements. An aircraft is dispatched to take photographs and make a visual inspection of the enemy rear area.

**STANDARD:** The OPFOR element gathers photograph intelligence of the enemy. 1. Photographs the assigned sectors. 2. Makes quick visual checks where the ceiling is low. 3. Locates enemy positions in the area, particularly support and storage bases, and command and control (C2) facilities. 4. Sustains no loss of aircraft. 5. Reports priority intelligence requirements (PIR) and other information requirements to the OPFOR HQ.

**TASK:** Disrupt Defensive Preparations (5-OPFOR-0018)

**CONDITION:** The opposing forces (OPFOR) element has located the enemy. Priority intelligence requirements (PIR) and other intelligence requirements obtained by OPFOR patrols indicate that the enemy elements are establishing defensive positions. The OPFOR element has automatic and antiarmor weapons and light mortars.

**STANDARD:** The OPFOR element disrupts and delays the enemy's defensive preparations. 1. Locates and penetrates the enemy's security system. 2. Forces the enemy to delay defensive preparations. 3. Disrupts the enemy's obstacle preparations.

**TASK:** Disrupt Quartering Party Operations (5-OPFOR-0017)

**CONDITION:** The enemy is conducting quartering party operations. It has established an assembly area (AA) but has not moved in the main body.

**STANDARD:** The opposing forces (OPFOR) element attempts to disrupt quartering party operations and infiltrate the enemy's AA. 1. Locates the quartering party and the AA. 2. Surprises the main body. 3. Penetrates the AA with squad-size probes. 4. Inflicts personnel casualties and vehicle damage. 5. Disrupts the unit's preparations (prevents or delays beyond the unit's allotted time).

**TASK:** Disrupt Movement (5-OPFOR-0014)

**CONDITION:** The enemy is expected to move through the opposing forces (OPFOR) element's area of operations. The OPFOR element has received an operation order (OPORD) or fragmentary order (FRAGO) to disrupt enemy movement. The enemy has the capability to defend with direct fire and antiarmor weapons.

**STANDARD:** The OPFOR element delays enemy movement. 1. Delays the element. 2. Forces the element to deviate from its route. 3. Prevents the element from reaching its destination. 4. Surprises the element's main body.

**TASK:** Disrupt Enemy Movement and Operations Using Persistent and Nonpersistent Chemical Weapons (5-OPFOR-0015)

**CONDITION:** The opposing forces (OPFOR) element has located the enemy. Priority intelligence requirements (PIR) and other intelligence requirements have been obtained by OPFOR patrols. The OPFOR units deliver chemical agents, by means of conventional artillery weapons or aircraft, along selected supply routes and key bases in the rear area.

**STANDARD:** The OPFOR element disrupts enemy movement and operations using persistent and nonpersistent chemical weapons. 1. Delivers chemical agents in low and densely wooded areas. 2. Delays the movement of enemy supplies and equipment to the forward areas. 3. Restricts the movement of the enemy units in the rear area. 4. Channels the movement of enemy units into predesignated ambush areas. 5. Contaminates enemy supplies and equipment. 6. Inflicts a high rate of casualties on enemy forces.

**TASK:** Disrupt Enemy Movement and Operations Using Tactical Nuclear Weapons (5-OPFOR-0016)

**CONDITION:** The opposing forces (OPFOR) element has located the enemy. Priority intelligence requirements (PIR) and other intelligence requirements have been obtained by OPFOR patrols. Tactical nuclear weapons are employed against key locations in the rear area.

**STANDARD:** The OPFOR element disrupts enemy movement and operations. 1. Disrupts or delays the movement of the enemy's equipment and supplies to the forward areas. 2. Destroys enemy equipment and supplies. 3. Inflicts a high rate of nuclear casualties among the enemy forces. 4. Denies the enemy the use of specified areas. 5. Contaminates the enemy's equipment and supplies.

**TASK:** Counter Passage of Lines (5-OPFOR-0012)

**CONDITION:** Enemy forces are in defensive positions, but they are expected to attempt passage-of-lines operations. The opposing forces (OPFOR) received orders to disrupt enemy passage-of-lines operations.

**STANDARD:** The OPFOR element delays or prevents enemy passage of lines. 1. Delays the passage. 2. Prevents the company from moving all personnel through the stationary unit. 3. Engages the main body of either the moving or the stationary unit.

**TASK:** Conduct Sniper Operations (5-OPFOR-0006)

**CONDITION:** The opposing forces (OPFOR) element has assigned snipers (regular or irregular elements) in the enemy's rear area along the main supply route (MSR) and near support sites.

**STANDARD:** The OPFOR element kills or wounds targets. 1. Sets up a well-concealed location. 2. Engages vehicle drivers or personnel on foot with short bursts of semiautomatic fire. 3. Kills or wounds selected targets. 4. Prevents the position from being discovered by enemy forces. 5. Evacuates the area without being spotted. 6. Reports all specified priority intelligence requirements (PIR) and other intelligence requirements to the OPFOR headquarters (HQ).

**TASK:** Defend a Minefield (5-OPFOR-0023)

**CONDITION:** The enemy is conducting a minefield sweeping operation. The opposing forces (OPFOR) element has a minefield placed in the enemy's path. The minefield is under constant observation and fire.

**STANDARD:** The OPFOR element defends a minefield against an enemy element conducting a minefield sweeping operation. 1. Prevents the unit from detecting the obstacle. 2. Disrupts the minefield sweeping operation. 3. Prevents the unit from conducting the minefield sweeping operation, prevents the unit from moving all personnel through the breach, or delays the completion of the minefield sweeping operation for more than 45 minutes.

**TASK:** Conduct Air Attacks (5-OPFOR-0002)

**CONDITION:** The opposing forces (OPFOR) element in the rear area has forwarded the positions of the enemy support sites or the locations of moving elements. The OPFOR aircraft have been dispatched to attack enemy installations or convoys.

**STANDARD:** The OPFOR element attempts to delay, disrupt, or damage the enemy targets by air. 1. Locates the target (support sites or convoys). 2. Makes attack runs on the designated targets. 3. Inflicts heavy damage to the selected target. 4. Sustains no loss of aircraft. 5. Delays moving the force for more than one hour.

**TASK:** Attack (5-OPFOR-0001)

**CONDITION:** The opposing forces (OPFOR) element has located the enemy. The priority intelligence requirements (PIR) and other intelligence requirements have been obtained by OPFOR patrols. The OPFOR element has automatic and antiarmor weapons and light mortars.

**STANDARD:** The OPFOR element attempts to seize the terrain, vehicles, or equipment. 1. Develops an attack plan. 2. Surprises the enemy unit's main body. 3. Initiates the attack using a scheme of maneuver that exploits the enemy's flanks, gaps, and weaknesses. 4. Uses covered and concealed routes to approach the enemy forces' flanks, gaps, or weakly held areas. 5. Employs indirect fire to support the attack. 6. Penetrates enemy defenses. 7. Destroys equipment and supplies. 8. Inflicts heavy casualties. 9. Isolates the combat service support (CSS) base by blocking reinforcements. 10. Forces enemy units to displace. 11. Avoids being fixed in one position. 12. Withdraws before the CSS base is reinforced with tactical combat forces.

**TASK:** Surrender to the Capturing Unit on the Battlefield (5-OPFOR-0024)

**CONDITION:** The enemy has captured the opposing forces (OPFOR) element's soldiers, documents, and equipment sensitive to the OPFOR tactical operations.

**STANDARD:** The OPFOR soldiers retain or destroy documents and equipment. The OPFOR element surrenders documents and equipment of no tactical use to the enemy and attempts to conceal or destroy items of tactical value. The OPFOR element attempts escape and evasion. 1. Prevents the successful capture of documents and equipment. 2. Destroys documents and equipment. 3. Removes identifying markings from equipment. 4. Removes unit-identifying insignia. 5. Provides misleading information. 6. Plans an escape. 7. Delays movement to the nearest collection point. 8. Prevents safeguarding of enemy prisoners of war (EPWs) in order to cause embarrassment to the United States (US).

**TASK:** Conduct a Raid (5-OPFOR-0004)

**CONDITION:** The opposing forces (OPFOR) element has occupied an objective rally point and has orders to conduct a raid on a combat service support (CSS) base.



**STANDARD:** The OPFOR element infiltrates the enemy's base and destroys all of the targets. 1. Surprises the enemy forces. 2. Assaults the support base and accomplishes the assigned tasks. 3. Destroys the specified equipment and supplies. 4. Avoids being decisively engaged. 5. Withdraws all personnel from the objective areas within the time prescribed. 6. Obtains all priority intelligence requirements (PIR) from the raid site. 7. Sustains only light casualties from enemy fire.

**TASK:** Disrupt Assembly Area (AA) Activities (5-OPFOR-0013)

**CONDITION:** Intelligence reports indicate that platoon- and company-size enemy units are operating in the opposing forces (OPFOR) area of operations. Enemy units can defend from AAs with direct fire, antiarmor weapons, and indirect fire. The enemy has close air support (CAS) and nuclear, biological, and chemical (NBC) capabilities.

**STANDARD:** The OPFOR element locates and disrupts the enemy's AA activities. 1. Locates the element's AA. 2. Probes the AA with squad- or team-size elements. 3. Inflicts more than 5 percent casualties on the element. 4. Disrupts the element's preparations (prevents or delays beyond the element's allotted time).

**TASK:** Disrupt an Engineer Reconnaissance (5-OPFOR-0022)

**CONDITION:** The enemy is conducting an engineer reconnaissance. The opposing forces (OPFOR) element is positioned along the enemy's route.

**STANDARD:** The OPFOR element disrupts an engineer reconnaissance. 1. Prevents the unit from meeting its specified time schedule. 2. Forces the unit to deviate from its specified route. 3. Prevents the unit from accomplishing its assigned engineer reconnaissance. 4. Surprises the unit conducting the reconnaissance.

**TASK:** Conduct an Ambush (5-OPFOR-0007)

**CONDITION:** The enemy is moving in a convoy. The opposing forces (OPFOR) element is positioned along the enemy's route.

**STANDARD:** The OPFOR element inflicts casualties on the enemy and causes vehicle and equipment damage. 1. Prepares an ambush site before the element arrives. 2. Surprises march element forces. 3. Inflicts heavy casualties within the designated kill zone. 4. Inflicts heavy damage to vehicles and equipment within the designated kill zone. 5. Delays the march element from reaching a specified destination for a specified period of time. 6. Withdraws on order. 7. Sustains no casualties. 8. Reports actions to superiors.

**TASK:** Maintain Contact (5-OPFOR-0003)

**CONDITION:** The opposing forces (OPFOR) element is engaged with enemy base defense forces. The enemy forces are withdrawing under pressure.

**STANDARD:** The OPFOR element maintains enemy contact while the enemy withdraws. 1. Engages the enemy forces decisively. 2. Advances the OPFOR as the enemy forces withdraw. 3. Inflicts heavy casualties. 4. Captures the members of the enemy force. 5. Captures documents and equipment. 6. Safeguards captured documents, equipment, and personnel.

- ELEMENTS:** Company  
 Company Headquarters  
 Maintenance Section  
 Three Engineer Platoon Headquarters  
 Nine Engineer Squads  
 Assault and Obstacle Platoon Headquarters  
 Obstacle Section  
 Three Assault Sections  
 Regimental Engineer Section  
 Combat Medical Section

**TASK:** Conduct a Radiological, Chemical, or Biological Reconnaissance or Survey (03-2-3008.05-T01A)  
 (FM 3-19)

**ITERATION:** 1 2 3 4 5 M (Circle)

**COMMANDER/LEADER ASSESSMENT:** T P U (Circle)

**CONDITIONS:** The element is conducting operations in an area where nuclear, biological, and chemical (NBC) weapons have been initiated. The commander needs to determine the presence of (or information on) radiological, chemical, or biological hazards in the area of operational concern. Some iterations of this task should be performed in MOPP4.

**TASK STANDARDS:** The commander and operations section plan a reconnaissance or survey mission for the company's organic reconnaissance element. The plan is issued with two-thirds planning time remaining for the element. The plan must be detailed and feasible for the element to perform. If the situation and location permit, the commander supervises the preparation and execution. The time required to perform this task is increased when conducting it in mission-oriented protection posture (MOPP) 4.

TASK STEPS AND PERFORMANCE MEASURES	GO	NO-GO
<ul style="list-style-type: none"> <li>* 1. The element leader receives and analyses the mission and identifies all unit tasks.</li> <li>* 2. The element leader issues a warning order as soon as possible to subordinate leaders.</li> <li>* 3. The element leader and the operations section make a tentative plan based on mission, enemy, terrain, troops, time available, and civilian considerations (METT-TC) factors.                             <ul style="list-style-type: none"> <li>a. Planned reconnaissance or survey techniques, locations, turn-back dose rates (radiological missions), decontamination after the reconnaissance or survey, fire support, reporting procedures, logistical support, and leader and signal information.</li> <li>b. Coordinated for intelligence information, air or indirect fire support, and medical support and coordinated its plan with units in the area of operations if necessary.</li> <li>c. Drew, stocked, or coordinated petroleum, oils, and lubricants (POL); ammunition; MOPP gear; Classes II and VII support; and maintenance/recovery/Class IX support for the platoon.</li> </ul> </li> <li>* 4. The element leader orders units to start movement, if necessary.</li> </ul>		

TASK STEPS AND PERFORMANCE MEASURES	GO	NO-GO
<p>* 5. The element leader reconnoiters the operations area and makes a map reconnaissance as a minimum.</p> <p>* 6. The element leader completes the plan and issues the operation order (OPORD) with two-thirds of the total planning time remaining for the platoon.</p> <p>* 7. The element leader supervises preparations of the reconnaissance or survey if the location of operations permits. Communications, supply, and maintenance sections assist the platoons with priority maintenance and resupply support.</p> <p>8. The element conducts a tactical road march or executes traveling movement to the reconnaissance or survey site. The reconnaissance or survey element--</p> <ul style="list-style-type: none"> <li>a. Executed a mounted movement technique (traveling, traveling overwatch, or bounding overwatch) or reconnoitered dismounted, as the situation and or mission required.</li> <li>b. Detected and marked the contaminated area, ensuring that the marking signs were facing toward friendly areas. Detected uncontaminated areas and routes. Selected decontamination sites with a water source, cover and concealment, and the physical capacity to hold a site if required to perform reconnaissance for decontamination sites as a mission.</li> <li>c. Determined the limits of the contaminated area. Detected the types of chemical agents or specific levels and types of radiological contamination as required by the mission.</li> </ul> <p>9. The headquarters (HQ), if prescribed by the mission, assists the reconnaissance or survey units' recovery operations.</p> <p>*10. The element leader or operations officer, if prescribed by the mission, debriefs returning reconnaissance or survey units and forwards acquired information to higher HQ in NBC 4 or NBC 5 format, if required.</p> <p>*11. The radiological element leaders record, collate, and submit individual and unit radiation exposure status (RES) readings to higher HQ.</p>		

TASK PERFORMANCE / EVALUATION SUMMARY BLOCK							
ITERATION	1	2	3	4	5	M	TOTAL
TOTAL TASK STEPS EVALUATED							
TOTAL TASK STEPS "GO"							
TRAINING STATUS "GO"/"NO-GO"							

"\*" indicates a leader task step.

**SUPPORTING INDIVIDUAL TASKS: NONE**

**SUPPORTING COLLECTIVE TASKS: NONE**

**OPFOR TASKS AND STANDARDS**

**TASK:** Disrupt Assembly Area (AA) Activities (5-OPFOR-0013)

**CONDITION:** Intelligence reports indicate that platoon- and company-size enemy units are operating in the opposing forces (OPFOR) area of operations. Enemy units can defend from AAs with direct fire, antiarmor weapons, and indirect fire. The enemy has close air support (CAS) and nuclear, biological, and chemical (NBC) capabilities.

**STANDARD:** The OPFOR element locates and disrupts the enemy's AA activities. 1. Locates the element's AA. 2. Probes the AA with squad- or team-size elements. 3. Inflicts more than 5 percent casualties on the element. 4. Disrupts the element's preparations (prevents or delays beyond the element's allotted time).

**TASK:** Disrupt Defensive Preparations (5-OPFOR-0018)

**CONDITION:** The opposing forces (OPFOR) element has located the enemy. Priority intelligence requirements (PIR) and other intelligence requirements obtained by OPFOR patrols indicate that the enemy elements are establishing defensive positions. The OPFOR element has automatic and antiarmor weapons and light mortars.

**STANDARD:** The OPFOR element disrupts and delays the enemy's defensive preparations. 1. Locates and penetrates the enemy's security system. 2. Forces the enemy to delay defensive preparations. 3. Disrupts the enemy's obstacle preparations.

**TASK:** Disrupt Movement (5-OPFOR-0014)

**CONDITION:** The enemy is expected to move through the opposing forces (OPFOR) element's area of operations. The OPFOR element has received an operation order (OPORD) or fragmentary order (FRAGO) to disrupt enemy movement. The enemy has the capability to defend with direct fire and antiarmor weapons.

**STANDARD:** The OPFOR element delays enemy movement. 1. Delays the element. 2. Forces the element to deviate from its route. 3. Prevents the element from reaching its destination. 4. Surprises the element's main body.

**TASK:** Conduct Terrorist and Saboteur Attacks (5-OPFOR-0005)

**CONDITION:** The opposing forces (OPFOR) element dispatches small teams into the enemy's rear area to disrupt combat service support (CSS) operations.

**STANDARD:** The enemy sustains disrupted command and control (C2), destroyed equipment and supplies, and light casualties. 1. Locates rear support bases and C2 facilities. 2. Delays and disrupts CSS operations through probes. 3. Infiltrates CSS bases to conduct sabotage and terrorist activities. 4. Inflicts light casualties. 5. Destroys supplies and equipment.

**TASK:** Defeat Obstacles (5-OPFOR-0009)

**CONDITION:** The opposing forces (OPFOR) element encounters an obstacle that blocks the avenue of approach as it advances upon the enemy forces.

**STANDARD:** The OPFOR element bypasses or breaches the enemy obstacle. 1. Detects the obstacle before halting its main body. 2. Defeats the obstacle. a. Bypasses the obstacle without entering the engagement areas. b. Breaches the obstacle within 45 minutes and passes its entire force through the obstacle. 3. Does not incur degradation to the point that the mission must be discontinued.

**TASK:** Disrupt a Route Reconnaissance (5-OPFOR-0021)

**CONDITION:** The enemy is conducting a route reconnaissance. The opposing forces (OPFOR) element is positioned along the enemy's route.

**STANDARD:** The OPFOR element attempts to disrupt a squad/section conducting a route reconnaissance. 1. Prevents the unit from meeting its specified time schedule. 2. Forces the unit to deviate from its specified route. 3. Prevents the unit from reaching its assigned destination. 4. Surprises the squad/section. 5. Inflicts casualties on the unit.

**TASK:** Disrupt a Net Control Station (NCS) (5-OPFOR-0019)

**CONDITION:** The enemy has established a NCS. The opposing forces (OPFOR) element has radio and jamming equipment.

**STANDARD:** The OPFOR element attempts to disrupt an NCS. 1. Attempts to locate the radio frequency that the unit is operating on. 2. Attempts to enter the radio net. 3. Attempts to issue "bogus" orders to a unit on the net. 4. Jams the radio frequency and forces the unit to go to an alternate frequency.

**TASK:** Disrupt Construction of Vehicle Fighting Positions (5-OPFOR-0020)

**CONDITION:** The opposing forces (OPFOR) element has located the enemy. The priority intelligence requirements (PIR) and other intelligence obtained by OPFOR patrols indicate the enemy is constructing vehicle fighting positions within its defensive area. The OPFOR element has automatic and antiarmor weapons and light mortars.

**STANDARD:** The OPFOR element attempts to disrupt the enemy's efforts to establish vehicle fighting positions. 1. Locates the defensive area. 2. Surprises the main body. 3. Penetrates the defensive area with squad-size probes. 4. Inflicts casualties on the unit. 5. Destroys vehicles. 6. Disrupts the unit's preparations (prevents or delays beyond the unit's allotted time).

**TASK:** Conduct an Aerial Reconnaissance (5-OPFOR-0010)

**CONDITION:** The opposing forces (OPFOR) headquarters (HQ) element requires intelligence on the locations and identification of enemy elements. An aircraft is dispatched to take photographs and make a visual inspection of the enemy rear area.

**STANDARD:** The OPFOR element gathers photograph intelligence of the enemy. 1. Photographs the assigned sectors. 2. Makes quick visual checks where the ceiling is low. 3. Locates enemy positions in the area, particularly support and storage bases, and command and control (C2) facilities. 4. Sustains no loss of aircraft. 5. Reports priority intelligence requirements (PIR) and other information requirements to the OPFOR HQ.

**TASK:** Disrupt an Engineer Reconnaissance (5-OPFOR-0022)

**CONDITION:** The enemy is conducting an engineer reconnaissance. The opposing forces (OPFOR) element is positioned along the enemy's route.

**STANDARD:** The OPFOR element disrupts an engineer reconnaissance. 1. Prevents the unit from meeting its specified time schedule. 2. Forces the unit to deviate from its specified route. 3. Prevents the unit from accomplishing its assigned engineer reconnaissance. 4. Surprises the unit conducting the reconnaissance.

**TASK:** Conduct an Attack (5-OPFOR-0008)

**CONDITION:** The enemy is conducting tactical operations. The opposing forces (OPFOR) element receives orders to attack the enemy, the area of occupation, or the main supply route (MSR) with smoke.

**STANDARD:** The OPFOR element disrupts the enemy's movement and smoke operations. 1. Determines the delivery method of the smoke attack. 2. Locates the target. 3. Delivers the smoke attack downwind. 4. Attacks the enemy with smoke, and surge attacks when the enemy responds to the smoke.

**TASK:** Disrupt Quartering Party Operations (5-OPFOR-0017)

**CONDITION:** The enemy is conducting quartering party operations. It has established an assembly area (AA) but has not moved in the main body.

**STANDARD:** The opposing forces (OPFOR) element attempts to disrupt quartering party operations and infiltrate the enemy's AA. 1. Locates the quartering party and the AA. 2. Surprises the main body. 3. Penetrates the AA with squad-size probes. 4. Inflicts personnel casualties and vehicle damage. 5. Disrupts the unit's preparations (prevents or delays beyond the unit's allotted time).

**TASK:** Disrupt Enemy Movement and Operations Using Tactical Nuclear Weapons (5-OPFOR-0016)

**CONDITION:** The opposing forces (OPFOR) element has located the enemy. Priority intelligence requirements (PIR) and other intelligence requirements have been obtained by OPFOR patrols. Tactical nuclear weapons are employed against key locations in the rear area.

**STANDARD:** The OPFOR element disrupts enemy movement and operations. 1. Disrupts or delays the movement of the enemy's equipment and supplies to the forward areas. 2. Destroys enemy equipment and supplies. 3. Inflicts a high rate of nuclear casualties among the enemy forces. 4. Denies the enemy the use of specified areas. 5. Contaminates the enemy's equipment and supplies.

**TASK:** Disrupt Enemy Movement and Operations Using Persistent and Nonpersistent Chemical Weapons (5-OPFOR-0015)

**CONDITION:** The opposing forces (OPFOR) element has located the enemy. Priority intelligence requirements (PIR) and other intelligence requirements have been obtained by OPFOR patrols. The OPFOR units deliver chemical agents, by means of conventional artillery weapons or aircraft, along selected supply routes and key bases in the rear area.

**STANDARD:** The OPFOR element disrupts enemy movement and operations using persistent and nonpersistent chemical weapons. 1. Delivers chemical agents in low and densely wooded areas. 2. Delays the movement of enemy supplies and equipment to the forward areas. 3. Restricts the movement of the enemy units in the rear area. 4. Channels the movement of enemy units into predesignated ambush areas. 5. Contaminates enemy supplies and equipment. 6. Inflicts a high rate of casualties on enemy forces.

**TASK:** Counter Passage of Lines (5-OPFOR-0012)

**CONDITION:** Enemy forces are in defensive positions, but they are expected to attempt passage-of-lines operations. The opposing forces (OPFOR) received orders to disrupt enemy passage-of-lines operations.

**STANDARD:** The OPFOR element delays or prevents enemy passage of lines. 1. Delays the passage. 2. Prevents the company from moving all personnel through the stationary unit. 3. Engages the main body of either the moving or the stationary unit.

**TASK:** Conduct Air Attacks (5-OPFOR-0002)

**CONDITION:** The opposing forces (OPFOR) element in the rear area has forwarded the positions of the enemy support sites or the locations of moving elements. The OPFOR aircraft have been dispatched to attack enemy installations or convoys.

**STANDARD:** The OPFOR element attempts to delay, disrupt, or damage the enemy targets by air. 1. Locates the target (support sites or convoys). 2. Makes attack runs on the designated targets. 3. Inflicts heavy damage to the selected target. 4. Sustains no loss of aircraft. 5. Delays moving the force for more than one hour.

**TASK:** Surrender to the Capturing Unit on the Battlefield (5-OPFOR-0024)

**CONDITION:** The enemy has captured the opposing forces (OPFOR) element's soldiers, documents, and equipment sensitive to the OPFOR tactical operations.

**STANDARD:** The OPFOR soldiers retain or destroy documents and equipment. The OPFOR element surrenders documents and equipment of no tactical use to the enemy and attempts to conceal or destroy items of tactical value. The OPFOR element attempts escape and evasion. 1. Prevents the successful capture of documents and equipment. 2. Destroys documents and equipment. 3. Removes identifying markings from equipment. 4. Removes unit-identifying insignia. 5. Provides misleading information. 6. Plans an escape. 7. Delays movement to the nearest collection point. 8. Prevents safeguarding of enemy prisoners of war (EPWs) in order to cause embarrassment to the United States (US).

**TASK:** Conduct a Raid (5-OPFOR-0004)

**CONDITION:** The opposing forces (OPFOR) element has occupied an objective rally point and has orders to conduct a raid on a combat service support (CSS) base.

**STANDARD:** The OPFOR element infiltrates the enemy's base and destroys all of the targets. 1. Surprises the enemy forces. 2. Assaults the support base and accomplishes the assigned tasks. 3. Destroys the specified equipment and supplies. 4. Avoids being decisively engaged. 5. Withdraws all personnel from the objective areas within the time prescribed. 6. Obtains all priority intelligence requirements (PIR) from the raid site. 7. Sustains only light casualties from enemy fire.

**TASK:** Attack (5-OPFOR-0001)

**CONDITION:** The opposing forces (OPFOR) element has located the enemy. The priority intelligence requirements (PIR) and other intelligence requirements have been obtained by OPFOR patrols. The OPFOR element has automatic and antiarmor weapons and light mortars.

**STANDARD:** The OPFOR element attempts to seize the terrain, vehicles, or equipment. 1. Develops an attack plan. 2. Surprises the enemy unit's main body. 3. Initiates the attack using a scheme of maneuver that exploits the enemy's flanks, gaps, and weaknesses. 4. Uses covered and concealed routes to approach the enemy forces' flanks, gaps, or weakly held areas. 5. Employs indirect fire to support the attack. 6. Penetrates enemy defenses. 7. Destroys equipment and supplies. 8. Inflicts heavy casualties. 9. Isolates the combat service support (CSS) base by blocking reinforcements. 10. Forces enemy units to displace. 11. Avoids being fixed in one position. 12. Withdraws before the CSS base is reinforced with tactical combat forces.

**TASK:** Conduct Sniper Operations (5-OPFOR-0006)

**CONDITION:** The opposing forces (OPFOR) element has assigned snipers (regular or irregular elements) in the enemy's rear area along the main supply route (MSR) and near support sites.

**STANDARD:** The OPFOR element kills or wounds targets. 1. Sets up a well-concealed location. 2. Engages vehicle drivers or personnel on foot with short bursts of semiautomatic fire. 3. Kills or wounds selected targets. 4. Prevents the position from being discovered by enemy forces. 5. Evacuates the area without being spotted. 6. Reports all specified priority intelligence requirements (PIR) and other intelligence requirements to the OPFOR headquarters (HQ).

**TASK:** Defend a Minefield (5-OPFOR-0023)

**CONDITION:** The enemy is conducting a minefield sweeping operation. The opposing forces (OPFOR) element has a minefield placed in the enemy's path. The minefield is under constant observation and fire.

**STANDARD:** The OPFOR element defends a minefield against an enemy element conducting a minefield sweeping operation. 1. Prevents the unit from detecting the obstacle. 2. Disrupts the minefield sweeping operation. 3. Prevents the unit from conducting the minefield sweeping operation, prevents the unit from moving all personnel through the breach, or delays the completion of the minefield sweeping operation for more than 45 minutes.

**TASK:** Conduct an Ambush (5-OPFOR-0007)

**CONDITION:** The enemy is moving in a convoy. The opposing forces (OPFOR) element is positioned along the enemy's route.

**STANDARD:** The OPFOR element inflicts casualties on the enemy and causes vehicle and equipment damage. 1. Prepares an ambush site before the element arrives. 2. Surprises march element forces. 3. Inflicts heavy casualties within the designated kill zone. 4. Inflicts heavy damage to vehicles and equipment within the designated kill zone. 5. Delays the march element from reaching a specified destination for a specified period of time. 6. Withdraws on order. 7. Sustains no casualties. 8. Reports actions to superiors.

**TASK:** Maintain Contact (5-OPFOR-0003)

**CONDITION:** The opposing forces (OPFOR) element is engaged with enemy base defense forces. The enemy forces are withdrawing under pressure.

**STANDARD:** The OPFOR element maintains enemy contact while the enemy withdraws. 1. Engages the enemy forces decisively. 2. Advances the OPFOR as the enemy forces withdraw. 3. Inflicts heavy casualties. 4. Captures the members of the enemy force. 5. Captures documents and equipment. 6. Safeguards captured documents, equipment, and personnel.



- ELEMENTS:** Company  
 Company Headquarters  
 Maintenance Section  
 Three Engineer Platoon Headquarters  
 Nine Engineer Squads  
 Assault and Obstacle Platoon Headquarters  
 Obstacle Section  
 Three Assault Sections  
 Regimental Engineer Section  
 Combat Medical Section

**TASK:** Conduct Thorough Decontamination Operations (03-2-C312.05-T01A)  
 (FM 3-5) (FM 3-100) (FM 3-11)  
 (FM 3-3) (FM 3-4)

**ITERATION:** 1M 2M 3M 4M 5M (Circle)

**COMMANDER/LEADER ASSESSMENT:** T P U (Circle)

**CONDITIONS:** A unit is contaminated with a persistent chemical agent during combat operations. Time is available to conduct reconstitution, to include thorough decontamination. A supporting smoke/decontamination (or decontamination) platoon is tasked to conduct the thorough decontamination mission. This task is always performed in MOPP4.

**TASK STANDARDS:** The smoke/decontamination platoon sets up the detailed equipment decontamination site and removes all contamination from the equipment and vehicles. The contaminated unit sets up the detailed troop decontamination (with technical advice from the decontamination platoon) and processes all personnel. Responsible units properly close the site and report the location to higher headquarters (HQ).

TASK STEPS AND PERFORMANCE MEASURES	GO	NO-GO
<p>* 1. The contaminated element leader determines the extent of the contamination and establishes decontamination priorities.</p> <ul style="list-style-type: none"> <li>a. Received input from the staff and subordinate leaders.</li> <li>b. Established decontamination priorities.</li> </ul> <p>2. The contaminated element submits a request for decontamination to higher HQ. The request should, as a minimum, include the--</p> <ul style="list-style-type: none"> <li>a. Contaminated element's designation.</li> <li>b. Contaminated element's location.</li> <li>c. Contaminated element's frequency and call sign.</li> <li>d. Time the element became contaminated.</li> <li>e. Number of vehicles and equipment, by type, that were contaminated.</li> <li>f. Type of contamination.</li> <li>g. Earliest possible time the element could move or begin decontamination.</li> <li>h. Special requirements, such as a patient decontamination station, recovery assets, and a unit decontamination team.</li> </ul> <p>3. The contaminated element higher HQ chemical staff coordinates with supporting elements.</p> <ul style="list-style-type: none"> <li>a. Issued a warning order to the supporting chemical unit.</li> <li>b. Coordinated the contaminated element's movement to the linkup point and the decontamination site.</li> <li>c. Coordinated with supporting elements, such as medical, engineer, air defense, military police, smoke support.</li> </ul>		

TASK STEPS AND PERFORMANCE MEASURES	GO	NO-GO
<p>NOTE: The contaminated element is responsible for providing security for the decontamination site. Security support must be coordinated before arriving at the linkup point.</p> <p>4. The contaminated element, decontamination platoon, and other supporting elements arrive at the linkup point.</p> <p>* 5. The decontamination element leader briefs the site layout and procedures.</p> <p>6. The contaminated element conducts predecontamination site or staging area activities.</p> <ul style="list-style-type: none"> <li>a. Segregated the contaminated vehicles and equipment from the uncontaminated ones, if possible.</li> <li>b. Crews, except drivers, dismounted vehicles, ensuring that they--               <ul style="list-style-type: none"> <li>(1) Removed all equipment from the tops of the vehicles.</li> <li>(2) Did not reenter vehicles once they were exited (to prevent further contamination of the interior of the vehicles).</li> </ul> </li> <li>c. Prepared vehicles and equipment for detailed equipment decontamination.               <ul style="list-style-type: none"> <li>(1) Removed all heavy mud and debris from vehicles using pioneer tools.</li> <li>(2) Removed and disposed of seat covers, canvas items, camouflage netting, and other materials that can absorb chemical contaminants.</li> <li>(3) Removed and disposed of nuclear, biological, and chemical (NBC) covers as contaminated waste.</li> </ul> </li> <li>d. Moved contaminated personnel, vehicles, and equipment to the detailed troop and equipment decontamination lines.</li> </ul> <p>7. Designated personnel set up and maintain communications within the decontamination site. They coordinate with the supported element for additional communications support.</p> <p>8. The decontamination element sets up detailed equipment decontamination site stations.</p> <ul style="list-style-type: none"> <li>a. Station 1. Initial wash.</li> <li>b. Station 2. Decontamination solution #2 (DS2) application.</li> <li>c. Station 3. Wait or interior decontamination.</li> <li>d. Station 4. Rinse.</li> <li>e. Station 5. Check.</li> </ul> <p>9. The contaminated element sets up detailed troop decontamination site stations.</p> <ul style="list-style-type: none"> <li>a. Station 1. Individual gear decontamination.</li> <li>b. Station 2. Overboot and hood decontamination.</li> <li>c. Station 3. Overgarment removal.</li> <li>d. Station 4. Overboot and glove removal.</li> <li>e. Station 5. Monitor.</li> <li>f. Station 6. Mask removal.</li> <li>g. Station 7. Mask decontamination point.</li> <li>h. Station 8. Reissue point.</li> </ul> <p>NOTE: The decontamination element leader must establish a route to move vehicle operators from Station 3 of the detailed equipment decontamination site to the detailed troop decontamination site.</p> <p>*10. The decontamination element leader, in conjunction with the leader or control cell from the contaminated element, supervises the overall thorough decontamination site operation.</p> <p>11. The decontamination element processes vehicles and equipment through the detailed equipment decontamination stations.</p>		

TASK STEPS AND PERFORMANCE MEASURES	GO	NO-GO
<ul style="list-style-type: none"> <li>a. The contaminated element provided guides to control vehicle traffic through the site.</li> <li>b. Drivers moved the vehicles and equipment through stations.</li> <li>c. The assistant drivers who had processed through the detailed troop decontamination stations replaced the primary drivers at Station 3, once the interior decontamination was completed.</li> <li>d. The primary drivers proceeded to the detailed troop decontamination site to process through stations.</li> <li>e. Soldiers from the detailed troop decontamination site reunited with the vehicles and equipment from the detailed equipment decontamination site and moved to the reconstitution area.</li> </ul> <p>12. The contaminated element processes personnel through the detailed troop decontamination stations.</p> <p>13. The decontamination element soldiers close the detailed equipment decontamination site.</p> <ul style="list-style-type: none"> <li>a. Station 1. <ul style="list-style-type: none"> <li>(1) Decontaminated all equipment used at the station, to include the power-driven decontamination equipment [PDDE] hoses and nozzles.</li> <li>(2) Checked all equipment for contamination and decontaminated it again, if necessary.</li> <li>(3) Drained water from blivets or fabric tanks.</li> <li>(4) Loaded equipment onto vehicles.</li> <li>(5) Spread a can of supertropical bleach (STB) in each sump and covered the sumps.</li> <li>(6) Marked the sumps.</li> </ul> </li> <li>b. Station 2 (for chemical/biological only). <ul style="list-style-type: none"> <li>(1) Applied DS2 to PDDE, mops, handles, decontamination apparatus, and containers.</li> <li>(2) Discarded mop heads, brushes, and the station sign into Station 4's sump and then pulled the PDDE forward and washed the entire application point.</li> <li>(3) Loaded unused decontaminants onto vehicles.</li> <li>(4) Marked the area and moved all reusable equipment from Station 2 to Station 3.</li> </ul> </li> <li>c. Station 3. <ul style="list-style-type: none"> <li>(1) Inspected unused supplies for contamination; if uncontaminated, loaded onto vehicles.</li> <li>(2) Discarded contaminated supplies into Station 4's sump.</li> </ul> </li> <li>d. Station 4. <ul style="list-style-type: none"> <li>(1) Decontaminated all equipment used at the station, to include the PDDE hoses and nozzles.</li> <li>(2) Checked all equipment for contamination and decontaminated it again, if necessary.</li> <li>(3) Drained water from blivets or fabric tanks.</li> <li>(4) Loaded equipment onto vehicles.</li> <li>(5) Spread a can of STB in each sump and covered the sumps (after the residue from Station 5 was placed in the sump).</li> <li>(6) Marked the sumps.</li> </ul> </li> <li>e. Station 5. <ul style="list-style-type: none"> <li>(1) Decontaminated all equipment used at the station.</li> <li>(2) Loaded all the reusable equipment onto vehicles.</li> <li>(3) Discarded unusable items into Station 4's sump.</li> </ul> </li> </ul>		

TASK STEPS AND PERFORMANCE MEASURES	GO	NO-GO
<p>14. The decontamination element moves to the troop decontamination site for decontamination.</p> <p>15. The station operators clean up the detailed troop decontamination site.</p> <ul style="list-style-type: none"> <li>a. Placed all the used supplies from Station 7 into Station 7's sump.</li> <li>b. Moved all usable equipment and supplies from all stations to Station 1.</li> <li>c. Discarded unusable supplies from Stations 3, 4, and 5 into the sump at Station 1.</li> <li>d. Decontaminated all supplies and equipment collected at Station 1.</li> <li>e. Emptied and rinsed the decontaminant containers from Station 1 into the sump at that station.</li> <li>f. Marked the area.</li> <li>g. Removed the overgarments using the mission-oriented protection posture (MOPP) gear exchange technique.</li> <li>h. Disposed of the used overgarments into Station 1's sump.</li> <li>i. Moved all equipment used to fill the sump upwind of the decontamination area.</li> <li>j. Decontaminated rubber gloves and moved all equipment from Station 1 upwind of the decontamination area. Kept this equipment separate from equipment used to fill the sump.</li> <li>k. Spread a can of STB in each sump and covered the sumps.</li> <li>l. Marked the sumps.</li> <li>m. Submitted an NBC 4 report to higher HQ, defining the areas of contamination resulting from the decontamination operation.</li> </ul> <p>16. The contaminated element conducts reconstitution activities.</p> <ul style="list-style-type: none"> <li>a. Coordinated with supported battalions for assessment and recovery teams.</li> <li>b. Coordinated and requested maintenance support.</li> <li>c. Coordinated and requested medical support.</li> <li>d. Coordinated and established logistical support for resupply activities.</li> </ul>		

TASK PERFORMANCE / EVALUATION SUMMARY BLOCK							
ITERATION	1M	2M	3M	4M	5M		TOTAL
TOTAL TASK STEPS EVALUATED							
TOTAL TASK STEPS "GO"							
TRAINING STATUS "GO"/"NO-GO"							

"\*" indicates a leader task step.

**SUPPORTING INDIVIDUAL TASKS**

Task Number	Task Title	References
031-503-1014	Identify Chemical Agents Using M8 Detector Paper	STP 21-1-SMCT
031-503-2001	Use M256 or M256A1 Chemical Agent Detector Kit	STP 21-24-SMCT
031-503-3010	Supervise Employment of Nuclear, Biological, or Chemical Markers	STP 21-24-SMCT

**SUPPORTING COLLECTIVE TASKS: NONE**

## OPFOR TASKS AND STANDARDS

**TASK:** Disrupt Movement (5-OPFOR-0014)

**CONDITION:** The enemy is expected to move through the opposing forces (OPFOR) element's area of operations. The OPFOR element has received an operation order (OPORD) or fragmentary order (FRAGO) to disrupt enemy movement. The enemy has the capability to defend with direct fire and antiarmor weapons.

**STANDARD:** The OPFOR element delays enemy movement. 1. Delays the element. 2. Forces the element to deviate from its route. 3. Prevents the element from reaching its destination. 4. Surprises the element's main body.

**TASK:** Disrupt Defensive Preparations (5-OPFOR-0018)

**CONDITION:** The opposing forces (OPFOR) element has located the enemy. Priority intelligence requirements (PIR) and other intelligence requirements obtained by OPFOR patrols indicate that the enemy elements are establishing defensive positions. The OPFOR element has automatic and antiarmor weapons and light mortars.

**STANDARD:** The OPFOR element disrupts and delays the enemy's defensive preparations. 1. Locates and penetrates the enemy's security system. 2. Forces the enemy to delay defensive preparations. 3. Disrupts the enemy's obstacle preparations.

**TASK:** Disrupt Assembly Area (AA) Activities (5-OPFOR-0013)

**CONDITION:** Intelligence reports indicate that platoon- and company-size enemy units are operating in the opposing forces (OPFOR) area of operations. Enemy units can defend from AAs with direct fire, antiarmor weapons, and indirect fire. The enemy has close air support (CAS) and nuclear, biological, and chemical (NBC) capabilities.

**STANDARD:** The OPFOR element locates and disrupts the enemy's AA activities. 1. Locates the element's AA. 2. Probes the AA with squad- or team-size elements. 3. Inflicts more than 5 percent casualties on the element. 4. Disrupts the element's preparations (prevents or delays beyond the element's allotted time).

**TASK:** Defeat Obstacles (5-OPFOR-0009)

**CONDITION:** The opposing forces (OPFOR) element encounters an obstacle that blocks the avenue of approach as it advances upon the enemy forces.

**STANDARD:** The OPFOR element bypasses or breaches the enemy obstacle. 1. Detects the obstacle before halting its main body. 2. Defeats the obstacle. a. Bypasses the obstacle without entering the engagement areas. b. Breaches the obstacle within 45 minutes and passes its entire force through the obstacle. 3. Does not incur degradation to the point that the mission must be discontinued.

**TASK:** Conduct Terrorist and Saboteur Attacks (5-OPFOR-0005)

**CONDITION:** The opposing forces (OPFOR) element dispatches small teams into the enemy's rear area to disrupt combat service support (CSS) operations.

**STANDARD:** The enemy sustains disrupted command and control (C2), destroyed equipment and supplies, and light casualties. 1. Locates rear support bases and C2 facilities. 2. Delays and disrupts CSS operations through probes. 3. Infiltrates CSS bases to conduct sabotage and terrorist activities. 4. Inflicts light casualties. 5. Destroys supplies and equipment.

**TASK:** Disrupt a Route Reconnaissance (5-OPFOR-0021)

**CONDITION:** The enemy is conducting a route reconnaissance. The opposing forces (OPFOR) element is positioned along the enemy's route.

**STANDARD:** The OPFOR element attempts to disrupt a squad/section conducting a route reconnaissance. 1. Prevents the unit from meeting its specified time schedule. 2. Forces the unit to deviate from its specified route. 3. Prevents the unit from reaching its assigned destination. 4. Surprises the squad/section. 5. Inflicts casualties on the unit.

**TASK:** Disrupt a Net Control Station (NCS) (5-OPFOR-0019)

**CONDITION:** The enemy has established a NCS. The opposing forces (OPFOR) element has radio and jamming equipment.

**STANDARD:** The OPFOR element attempts to disrupt an NCS. 1. Attempts to locate the radio frequency that the unit is operating on. 2. Attempts to enter the radio net. 3. Attempts to issue "bogus" orders to a unit on the net. 4. Jams the radio frequency and forces the unit to go to an alternate frequency.

**TASK:** Disrupt Construction of Vehicle Fighting Positions (5-OPFOR-0020)

**CONDITION:** The opposing forces (OPFOR) element has located the enemy. The priority intelligence requirements (PIR) and other intelligence obtained by OPFOR patrols indicate the enemy is constructing vehicle fighting positions within its defensive area. The OPFOR element has automatic and antiarmor weapons and light mortars.

**STANDARD:** The OPFOR element attempts to disrupt the enemy's efforts to establish vehicle fighting positions. 1. Locates the defensive area. 2. Surprises the main body. 3. Penetrates the defensive area with squad-size probes. 4. Inflicts casualties on the unit. 5. Destroys vehicles. 6. Disrupts the unit's preparations (prevents or delays beyond the unit's allotted time).

**TASK:** Conduct an Aerial Reconnaissance (5-OPFOR-0010)

**CONDITION:** The opposing forces (OPFOR) headquarters (HQ) element requires intelligence on the locations and identification of enemy elements. An aircraft is dispatched to take photographs and make a visual inspection of the enemy rear area.

**STANDARD:** The OPFOR element gathers photograph intelligence of the enemy. 1. Photographs the assigned sectors. 2. Makes quick visual checks where the ceiling is low. 3. Locates enemy positions in the area, particularly support and storage bases, and command and control (C2) facilities. 4. Sustains no loss of aircraft. 5. Reports priority intelligence requirements (PIR) and other information requirements to the OPFOR HQ.

**TASK:** Disrupt an Engineer Reconnaissance (5-OPFOR-0022)

**CONDITION:** The enemy is conducting an engineer reconnaissance. The opposing forces (OPFOR) element is positioned along the enemy's route.

**STANDARD:** The OPFOR element disrupts an engineer reconnaissance. 1. Prevents the unit from meeting its specified time schedule. 2. Forces the unit to deviate from its specified route. 3. Prevents the unit from accomplishing its assigned engineer reconnaissance. 4. Surprises the unit conducting the reconnaissance.

**TASK:** Conduct an Attack (5-OPFOR-0008)

**CONDITION:** The enemy is conducting tactical operations. The opposing forces (OPFOR) element receives orders to attack the enemy, the area of occupation, or the main supply route (MSR) with smoke.

**STANDARD:** The OPFOR element disrupts the enemy's movement and smoke operations. 1. Determines the delivery method of the smoke attack. 2. Locates the target. 3. Delivers the smoke attack downwind. 4. Attacks the enemy with smoke, and surge attacks when the enemy responds to the smoke.

**TASK:** Disrupt Quartering Party Operations (5-OPFOR-0017)

**CONDITION:** The enemy is conducting quartering party operations. It has established an assembly area (AA) but has not moved in the main body.

**STANDARD:** The opposing forces (OPFOR) element attempts to disrupt quartering party operations and infiltrate the enemy's AA. 1. Locates the quartering party and the AA. 2. Surprises the main body. 3. Penetrates the AA with squad-size probes. 4. Inflicts personnel casualties and vehicle damage. 5. Disrupts the unit's preparations (prevents or delays beyond the unit's allotted time).

**TASK:** Disrupt Enemy Movement and Operations Using Tactical Nuclear Weapons (5-OPFOR-0016)

**CONDITION:** The opposing forces (OPFOR) element has located the enemy. Priority intelligence requirements (PIR) and other intelligence requirements have been obtained by OPFOR patrols. Tactical nuclear weapons are employed against key locations in the rear area.

**STANDARD:** The OPFOR element disrupts enemy movement and operations. 1. Disrupts or delays the movement of the enemy's equipment and supplies to the forward areas. 2. Destroys enemy equipment and supplies. 3. Inflicts a high rate of nuclear casualties among the enemy forces. 4. Denies the enemy the use of specified areas. 5. Contaminates the enemy's equipment and supplies.

**TASK:** Disrupt Enemy Movement and Operations Using Persistent and Nonpersistent Chemical Weapons (5-OPFOR-0015)

**CONDITION:** The opposing forces (OPFOR) element has located the enemy. Priority intelligence requirements (PIR) and other intelligence requirements have been obtained by OPFOR patrols. The OPFOR units deliver chemical agents, by means of conventional artillery weapons or aircraft, along selected supply routes and key bases in the rear area.

**STANDARD:** The OPFOR element disrupts enemy movement and operations using persistent and nonpersistent chemical weapons. 1. Delivers chemical agents in low and densely wooded areas. 2. Delays the movement of enemy supplies and equipment to the forward areas. 3. Restricts the movement of the enemy units in the rear area. 4. Channels the movement of enemy units into predesignated ambush areas. 5. Contaminates enemy supplies and equipment. 6. Inflicts a high rate of casualties on enemy forces.

**TASK:** Counter Passage of Lines (5-OPFOR-0012)

**CONDITION:** Enemy forces are in defensive positions, but they are expected to attempt passage-of-lines operations. The opposing forces (OPFOR) received orders to disrupt enemy passage-of-lines operations.

**STANDARD:** The OPFOR element delays or prevents enemy passage of lines. 1. Delays the passage. 2. Prevents the company from moving all personnel through the stationary unit. 3. Engages the main body of either the moving or the stationary unit.

**TASK:** Conduct Air Attacks (5-OPFOR-0002)

**CONDITION:** The opposing forces (OPFOR) element in the rear area has forwarded the positions of the enemy support sites or the locations of moving elements. The OPFOR aircraft have been dispatched to attack enemy installations or convoys.

**STANDARD:** The OPFOR element attempts to delay, disrupt, or damage the enemy targets by air. 1. Locates the target (support sites or convoys). 2. Makes attack runs on the designated targets. 3. Inflicts heavy damage to the selected target. 4. Sustains no loss of aircraft. 5. Delays moving the force for more than one hour.

**TASK:** Surrender to the Capturing Unit on the Battlefield (5-OPFOR-0024)

**CONDITION:** The enemy has captured the opposing forces (OPFOR) element's soldiers, documents, and equipment sensitive to the OPFOR tactical operations.

**STANDARD:** The OPFOR soldiers retain or destroy documents and equipment. The OPFOR element surrenders documents and equipment of no tactical use to the enemy and attempts to conceal or destroy items of tactical value. The OPFOR element attempts escape and evasion. 1. Prevents the successful capture of documents and equipment. 2. Destroys documents and equipment. 3. Removes identifying markings from equipment. 4. Removes unit-identifying insignia. 5. Provides misleading information. 6. Plans an escape. 7. Delays movement to the nearest collection point. 8. Prevents safeguarding of enemy prisoners of war (EPWs) in order to cause embarrassment to the United States (US).

**TASK:** Conduct a Raid (5-OPFOR-0004)

**CONDITION:** The opposing forces (OPFOR) element has occupied an objective rally point and has orders to conduct a raid on a combat service support (CSS) base.

**STANDARD:** The OPFOR element infiltrates the enemy's base and destroys all of the targets. 1. Surprises the enemy forces. 2. Assaults the support base and accomplishes the assigned tasks. 3. Destroys the specified equipment and supplies. 4. Avoids being decisively engaged. 5. Withdraws all personnel from the objective areas within the time prescribed. 6. Obtains all priority intelligence requirements (PIR) from the raid site. 7. Sustains only light casualties from enemy fire.

**TASK:** Attack (5-OPFOR-0001)

**CONDITION:** The opposing forces (OPFOR) element has located the enemy. The priority intelligence requirements (PIR) and other intelligence requirements have been obtained by OPFOR patrols. The OPFOR element has automatic and antiarmor weapons and light mortars.

**STANDARD:** The OPFOR element attempts to seize the terrain, vehicles, or equipment. 1. Develops an attack plan. 2. Surprises the enemy unit's main body. 3. Initiates the attack using a scheme of maneuver that exploits the enemy's flanks, gaps, and weaknesses. 4. Uses covered and concealed routes to approach the enemy forces' flanks, gaps, or weakly held areas. 5. Employs indirect fire to support the attack. 6. Penetrates enemy defenses. 7. Destroys equipment and supplies. 8. Inflicts heavy casualties. 9. Isolates the combat service support (CSS) base by blocking reinforcements. 10. Forces enemy units to displace. 11. Avoids being fixed in one position. 12. Withdraws before the CSS base is reinforced with tactical combat forces.

**TASK:** Conduct Sniper Operations (5-OPFOR-0006)



**CONDITION:** The opposing forces (OPFOR) element has assigned snipers (regular or irregular elements) in the enemy's rear area along the main supply route (MSR) and near support sites.

**STANDARD:** The OPFOR element kills or wounds targets. 1. Sets up a well-concealed location. 2. Engages vehicle drivers or personnel on foot with short bursts of semiautomatic fire. 3. Kills or wounds selected targets. 4. Prevents the position from being discovered by enemy forces. 5. Evacuates the area without being spotted. 6. Reports all specified priority intelligence requirements (PIR) and other intelligence requirements to the OPFOR headquarters (HQ).

**TASK:** Defend a Minefield (5-OPFOR-0023)

**CONDITION:** The enemy is conducting a minefield sweeping operation. The opposing forces (OPFOR) element has a minefield placed in the enemy's path. The minefield is under constant observation and fire.

**STANDARD:** The OPFOR element defends a minefield against an enemy element conducting a minefield sweeping operation. 1. Prevents the unit from detecting the obstacle. 2. Disrupts the minefield sweeping operation. 3. Prevents the unit from conducting the minefield sweeping operation, prevents the unit from moving all personnel through the breach, or delays the completion of the minefield sweeping operation for more than 45 minutes.

**TASK:** Conduct an Ambush (5-OPFOR-0007)

**CONDITION:** The enemy is moving in a convoy. The opposing forces (OPFOR) element is positioned along the enemy's route.

**STANDARD:** The OPFOR element inflicts casualties on the enemy and causes vehicle and equipment damage. 1. Prepares an ambush site before the element arrives. 2. Surprises march element forces. 3. Inflicts heavy casualties within the designated kill zone. 4. Inflicts heavy damage to vehicles and equipment within the designated kill zone. 5. Delays the march element from reaching a specified destination for a specified period of time. 6. Withdraws on order. 7. Sustains no casualties. 8. Reports actions to superiors.

**TASK:** Maintain Contact (5-OPFOR-0003)

**CONDITION:** The opposing forces (OPFOR) element is engaged with enemy base defense forces. The enemy forces are withdrawing under pressure.

**STANDARD:** The OPFOR element maintains enemy contact while the enemy withdraws. 1. Engages the enemy forces decisively. 2. Advances the OPFOR as the enemy forces withdraw. 3. Inflicts heavy casualties. 4. Captures the members of the enemy force. 5. Captures documents and equipment. 6. Safeguards captured documents, equipment, and personnel.

- ELEMENTS:** Company  
 Company Headquarters  
 Maintenance Section  
 Three Engineer Platoon Headquarters  
 Nine Engineer Squads  
 Assault and Obstacle Platoon Headquarters  
 Obstacle Section  
 Three Assault Sections  
 Regimental Engineer Section  
 Combat Medical Section

**TASK:** Prepare for Operations under Nuclear, Biological, and Chemical (NBC) Conditions (03-3-C201.05-T01A)  
 (FM 3-100) (FM 3-11) (FM 3-3)  
 (FM 3-4)

**ITERATION:** 1 2 3 4 5 M (Circle)

**COMMANDER/LEADER ASSESSMENT:** T P U (Circle)

**CONDITIONS:** Higher headquarters (HQ) informs the unit that opposing forces (OPFOR) are conducting NBC warfare in the area. NBC equipment has been issued. Soldiers carry protective masks with their load-carrying equipment (LCE), having mission-oriented protection posture (MOPP) gear readily available (within the work area). Some iterations of this task should be performed in MOPP4.

**TASK STANDARDS:** The unit uses collective protection or takes measures to limit the effects of NBC attacks and/or contamination and continues the mission. The time required to perform this task is increased when conducting it in mission-oriented protection posture (MOPP) 4.

TASK STEPS AND PERFORMANCE MEASURES	GO	NO-GO
<p>* 1. The element leader checks accountability and serviceability of NBC defense equipment.</p> <ul style="list-style-type: none"> <li>a. Ensured that NBC detection equipment was issued to trained operators.</li> <li>b. Ensured that NBC detection equipment was employed and operating within 15 minutes.</li> <li>c. Identified equipment shortages.</li> <li>d. Took action to obtain replacement equipment.</li> </ul> <p>2. The element assumes MOPP levels as directed by higher HQ or as the NBC situation dictates and is prepared to operate at the time specified in the operation order (OPORD).</p> <ul style="list-style-type: none"> <li>a. Donned masks and hoods within 15 seconds.</li> <li>b. Assumed MOPP 4 within 8 minutes.</li> </ul> <p>3. Soldiers take actions to protect themselves against an NBC attack.</p> <ul style="list-style-type: none"> <li>a. Set up and used collective-protective shelters (if available).</li> <li>b. Prepared protective shelters, such as foxholes with overhead cover.</li> </ul> <p>* 4. The element leader adjusts the MOPP level using MOPP analysis.</p> <ul style="list-style-type: none"> <li>a. Received and analyzed the enemy NBC threat capability. Took the following into consideration:                             <ul style="list-style-type: none"> <li>(1) Was the unit targeted or could it be targeted?</li> <li>(2) Did the enemy have the capability to deliver chemical or nuclear weapons?</li> </ul> </li> </ul>		

TASK STEPS AND PERFORMANCE MEASURES	GO	NO-GO
(3) When or where could the enemy most likely deliver the chemical or nuclear weapons? b. Collected and analyzed weather data. Took the following into consideration: (1) Was it day or night? (2) What were the current weather conditions (see chemical downwind message [CDM] or weather report)? (3) What were weather conditions two, four, and six hours in the future (see CDM or weather report)? c. Analyzed the element's status and mission. Took the following into consideration: (1) What was the mission? (2) What was the work rate? (3) How long did the work take? (4) What were the training and physical levels of the unit? (5) How long did it take to warn all the soldiers of an NBC attack?		

TASK PERFORMANCE / EVALUATION SUMMARY BLOCK							
ITERATION	1	2	3	4	5	M	TOTAL
TOTAL TASK STEPS EVALUATED							
TOTAL TASK STEPS "GO"							
TRAINING STATUS "GO"/"NO-GO"							

"\*" indicates a leader task step.

**SUPPORTING INDIVIDUAL TASKS**

Task Number	Task Title	References
031-503-3008	Implement Mission-Oriented Protective Posture	STP 21-24-SMCT

**SUPPORTING COLLECTIVE TASKS: NONE**

**OPFOR TASKS AND STANDARDS**

**TASK:** Disrupt Defensive Preparations (5-OPFOR-0018)

**CONDITION:** The opposing forces (OPFOR) element has located the enemy. Priority intelligence requirements (PIR) and other intelligence requirements obtained by OPFOR patrols indicate that the enemy elements are establishing defensive positions. The OPFOR element has automatic and antiarmor weapons and light mortars.

**STANDARD:** The OPFOR element disrupts and delays the enemy's defensive preparations. 1. Locates and penetrates the enemy's security system. 2. Forces the enemy to delay defensive preparations. 3. Disrupts the enemy's obstacle preparations.

**TASK:** Disrupt Movement (5-OPFOR-0014)

**CONDITION:** The enemy is expected to move through the opposing forces (OPFOR) element's area of operations. The OPFOR element has received an operation order (OPORD) or fragmentary order (FRAGO) to disrupt enemy movement. The enemy has the capability to defend with direct fire and antiarmor weapons.

**STANDARD:** The OPFOR element delays enemy movement. 1. Delays the element. 2. Forces the element to deviate from its route. 3. Prevents the element from reaching its destination. 4. Surprises the element's main body.

**TASK:** Disrupt Assembly Area (AA) Activities (5-OPFOR-0013)

**CONDITION:** Intelligence reports indicate that platoon- and company-size enemy units are operating in the opposing forces (OPFOR) area of operations. Enemy units can defend from AAs with direct fire, antiarmor weapons, and indirect fire. The enemy has close air support (CAS) and nuclear, biological, and chemical (NBC) capabilities.

**STANDARD:** The OPFOR element locates and disrupts the enemy's AA activities. 1. Locates the element's AA. 2. Probes the AA with squad- or team-size elements. 3. Inflicts more than 5 percent casualties on the element. 4. Disrupts the element's preparations (prevents or delays beyond the element's allotted time).

**TASK:** Defeat Obstacles (5-OPFOR-0009)

**CONDITION:** The opposing forces (OPFOR) element encounters an obstacle that blocks the avenue of approach as it advances upon the enemy forces.

**STANDARD:** The OPFOR element bypasses or breaches the enemy obstacle. 1. Detects the obstacle before halting its main body. 2. Defeats the obstacle. a. Bypasses the obstacle without entering the engagement areas. b. Breaches the obstacle within 45 minutes and passes its entire force through the obstacle. 3. Does not incur degradation to the point that the mission must be discontinued.

**TASK:** Disrupt a Route Reconnaissance (5-OPFOR-0021)

**CONDITION:** The enemy is conducting a route reconnaissance. The opposing forces (OPFOR) element is positioned along the enemy's route.

**STANDARD:** The OPFOR element attempts to disrupt a squad/section conducting a route reconnaissance. 1. Prevents the unit from meeting its specified time schedule. 2. Forces the unit to deviate from its specified route. 3. Prevents the unit from reaching its assigned destination. 4. Surprises the squad/section. 5. Inflicts casualties on the unit.

**TASK:** Conduct Terrorist and Saboteur Attacks (5-OPFOR-0005)

**CONDITION:** The opposing forces (OPFOR) element dispatches small teams into the enemy's rear area to disrupt combat service support (CSS) operations.

**STANDARD:** The enemy sustains disrupted command and control (C2), destroyed equipment and supplies, and light casualties. 1. Locates rear support bases and C2 facilities. 2. Delays and disrupts CSS operations through probes. 3. Infiltrates CSS bases to conduct sabotage and terrorist activities. 4. Inflicts light casualties. 5. Destroys supplies and equipment.

**TASK:** Disrupt a Net Control Station (NCS) (5-OPFOR-0019)

**CONDITION:** The enemy has established a NCS. The opposing forces (OPFOR) element has radio and jamming equipment.

**STANDARD:** The OPFOR element attempts to disrupt an NCS. 1. Attempts to locate the radio frequency that the unit is operating on. 2. Attempts to enter the radio net. 3. Attempts to issue "bogus" orders to a unit on the net. 4. Jams the radio frequency and forces the unit to go to an alternate frequency.

**TASK:** Disrupt Construction of Vehicle Fighting Positions (5-OPFOR-0020)

**CONDITION:** The opposing forces (OPFOR) element has located the enemy. The priority intelligence requirements (PIR) and other intelligence obtained by OPFOR patrols indicate the enemy is constructing vehicle fighting positions within its defensive area. The OPFOR element has automatic and antiarmor weapons and light mortars.

**STANDARD:** The OPFOR element attempts to disrupt the enemy's efforts to establish vehicle fighting positions. 1. Locates the defensive area. 2. Surprises the main body. 3. Penetrates the defensive area with squad-size probes. 4. Inflicts casualties on the unit. 5. Destroys vehicles. 6. Disrupts the unit's preparations (prevents or delays beyond the unit's allotted time).

**TASK:** Conduct an Aerial Reconnaissance (5-OPFOR-0010)

**CONDITION:** The opposing forces (OPFOR) headquarters (HQ) element requires intelligence on the locations and identification of enemy elements. An aircraft is dispatched to take photographs and make a visual inspection of the enemy rear area.

**STANDARD:** The OPFOR element gathers photograph intelligence of the enemy. 1. Photographs the assigned sectors. 2. Makes quick visual checks where the ceiling is low. 3. Locates enemy positions in the area, particularly support and storage bases, and command and control (C2) facilities. 4. Sustains no loss of aircraft. 5. Reports priority intelligence requirements (PIR) and other information requirements to the OPFOR HQ.

**TASK:** Disrupt an Engineer Reconnaissance (5-OPFOR-0022)

**CONDITION:** The enemy is conducting an engineer reconnaissance. The opposing forces (OPFOR) element is positioned along the enemy's route.

**STANDARD:** The OPFOR element disrupts an engineer reconnaissance. 1. Prevents the unit from meeting its specified time schedule. 2. Forces the unit to deviate from its specified route. 3. Prevents the unit from accomplishing its assigned engineer reconnaissance. 4. Surprises the unit conducting the reconnaissance.

**TASK:** Conduct an Attack (5-OPFOR-0008)

**CONDITION:** The enemy is conducting tactical operations. The opposing forces (OPFOR) element receives orders to attack the enemy, the area of occupation, or the main supply route (MSR) with smoke.

**STANDARD:** The OPFOR element disrupts the enemy's movement and smoke operations. 1. Determines the delivery method of the smoke attack. 2. Locates the target. 3. Delivers the smoke attack downwind. 4. Attacks the enemy with smoke, and surge attacks when the enemy responds to the smoke.

**TASK:** Disrupt Quarters Party Operations (5-OPFOR-0017)

**CONDITION:** The enemy is conducting quarters party operations. It has established an assembly area (AA) but has not moved in the main body.

**STANDARD:** The opposing forces (OPFOR) element attempts to disrupt quartering party operations and infiltrate the enemy's AA. 1. Locates the quartering party and the AA. 2. Surprises the main body. 3. Penetrates the AA with squad-size probes. 4. Inflicts personnel casualties and vehicle damage. 5. Disrupts the unit's preparations (prevents or delays beyond the unit's allotted time).

**TASK:** Disrupt Enemy Movement and Operations Using Tactical Nuclear Weapons (5-OPFOR-0016)

**CONDITION:** The opposing forces (OPFOR) element has located the enemy. Priority intelligence requirements (PIR) and other intelligence requirements have been obtained by OPFOR patrols. Tactical nuclear weapons are employed against key locations in the rear area.

**STANDARD:** The OPFOR element disrupts enemy movement and operations. 1. Disrupts or delays the movement of the enemy's equipment and supplies to the forward areas. 2. Destroys enemy equipment and supplies. 3. Inflicts a high rate of nuclear casualties among the enemy forces. 4. Denies the enemy the use of specified areas. 5. Contaminates the enemy's equipment and supplies.

**TASK:** Disrupt Enemy Movement and Operations Using Persistent and Nonpersistent Chemical Weapons (5-OPFOR-0015)

**CONDITION:** The opposing forces (OPFOR) element has located the enemy. Priority intelligence requirements (PIR) and other intelligence requirements have been obtained by OPFOR patrols. The OPFOR units deliver chemical agents, by means of conventional artillery weapons or aircraft, along selected supply routes and key bases in the rear area.

**STANDARD:** The OPFOR element disrupts enemy movement and operations using persistent and nonpersistent chemical weapons. 1. Delivers chemical agents in low and densely wooded areas. 2. Delays the movement of enemy supplies and equipment to the forward areas. 3. Restricts the movement of the enemy units in the rear area. 4. Channels the movement of enemy units into predesignated ambush areas. 5. Contaminates enemy supplies and equipment. 6. Inflicts a high rate of casualties on enemy forces.

**TASK:** Counter Passage of Lines (5-OPFOR-0012)

**CONDITION:** Enemy forces are in defensive positions, but they are expected to attempt passage-of-lines operations. The opposing forces (OPFOR) received orders to disrupt enemy passage-of-lines operations.

**STANDARD:** The OPFOR element delays or prevents enemy passage of lines. 1. Delays the passage. 2. Prevents the company from moving all personnel through the stationary unit. 3. Engages the main body of either the moving or the stationary unit.

**TASK:** Conduct Air Attacks (5-OPFOR-0002)

**CONDITION:** The opposing forces (OPFOR) element in the rear area has forwarded the positions of the enemy support sites or the locations of moving elements. The OPFOR aircraft have been dispatched to attack enemy installations or convoys.

**STANDARD:** The OPFOR element attempts to delay, disrupt, or damage the enemy targets by air. 1. Locates the target (support sites or convoys). 2. Makes attack runs on the designated targets. 3. Inflicts heavy damage to the selected target. 4. Sustains no loss of aircraft. 5. Delays moving the force for more than one hour.

**TASK:** Surrender to the Capturing Unit on the Battlefield (5-OPFOR-0024)

**CONDITION:** The enemy has captured the opposing forces (OPFOR) element's soldiers, documents, and equipment sensitive to the OPFOR tactical operations.

**STANDARD:** The OPFOR soldiers retain or destroy documents and equipment. The OPFOR element surrenders documents and equipment of no tactical use to the enemy and attempts to conceal or destroy items of tactical value. The OPFOR element attempts escape and evasion. 1. Prevents the successful capture of documents and equipment. 2. Destroys documents and equipment. 3. Removes identifying markings from equipment. 4. Removes unit-identifying insignia. 5. Provides misleading information. 6. Plans an escape. 7. Delays movement to the nearest collection point. 8. Prevents safeguarding of enemy prisoners of war (EPWs) in order to cause embarrassment to the United States (US).

**TASK:** Conduct a Raid (5-OPFOR-0004)

**CONDITION:** The opposing forces (OPFOR) element has occupied an objective rally point and has orders to conduct a raid on a combat service support (CSS) base.

**STANDARD:** The OPFOR element infiltrates the enemy's base and destroys all of the targets. 1. Surprises the enemy forces. 2. Assaults the support base and accomplishes the assigned tasks. 3. Destroys the specified equipment and supplies. 4. Avoids being decisively engaged. 5. Withdraws all personnel from the objective areas within the time prescribed. 6. Obtains all priority intelligence requirements (PIR) from the raid site. 7. Sustains only light casualties from enemy fire.

**TASK:** Attack (5-OPFOR-0001)

**CONDITION:** The opposing forces (OPFOR) element has located the enemy. The priority intelligence requirements (PIR) and other intelligence requirements have been obtained by OPFOR patrols. The OPFOR element has automatic and antiarmor weapons and light mortars.

**STANDARD:** The OPFOR element attempts to seize the terrain, vehicles, or equipment. 1. Develops an attack plan. 2. Surprises the enemy unit's main body. 3. Initiates the attack using a scheme of maneuver that exploits the enemy's flanks, gaps, and weaknesses. 4. Uses covered and concealed routes to approach the enemy forces' flanks, gaps, or weakly held areas. 5. Employs indirect fire to support the attack. 6. Penetrates enemy defenses. 7. Destroys equipment and supplies. 8. Inflicts heavy casualties. 9. Isolates the combat service support (CSS) base by blocking reinforcements. 10. Forces enemy units to displace. 11. Avoids being fixed in one position. 12. Withdraws before the CSS base is reinforced with tactical combat forces.

**TASK:** Conduct Sniper Operations (5-OPFOR-0006)

**CONDITION:** The opposing forces (OPFOR) element has assigned snipers (regular or irregular elements) in the enemy's rear area along the main supply route (MSR) and near support sites.

**STANDARD:** The OPFOR element kills or wounds targets. 1. Sets up a well-concealed location. 2. Engages vehicle drivers or personnel on foot with short bursts of semiautomatic fire. 3. Kills or wounds selected targets. 4. Prevents the position from being discovered by enemy forces. 5. Evacuates the area without being spotted. 6. Reports all specified priority intelligence requirements (PIR) and other intelligence requirements to the OPFOR headquarters (HQ).

**TASK:** Defend a Minefield (5-OPFOR-0023)

**CONDITION:** The enemy is conducting a minefield sweeping operation. The opposing forces (OPFOR) element has a minefield placed in the enemy's path. The minefield is under constant observation and fire.

**STANDARD:** The OPFOR element defends a minefield against an enemy element conducting a minefield sweeping operation. 1. Prevents the unit from detecting the obstacle. 2. Disrupts the minefield sweeping operation. 3. Prevents the unit from conducting the minefield sweeping operation, prevents the unit from moving all personnel through the breach, or delays the completion of the minefield sweeping operation for more than 45 minutes.

**TASK:** Conduct an Ambush (5-OPFOR-0007)

**CONDITION:** The enemy is moving in a convoy. The opposing forces (OPFOR) element is positioned along the enemy's route.

**STANDARD:** The OPFOR element inflicts casualties on the enemy and causes vehicle and equipment damage. 1. Prepares an ambush site before the element arrives. 2. Surprises march element forces. 3. Inflicts heavy casualties within the designated kill zone. 4. Inflicts heavy damage to vehicles and equipment within the designated kill zone. 5. Delays the march element from reaching a specified destination for a specified period of time. 6. Withdraws on order. 7. Sustains no casualties. 8. Reports actions to superiors.

**TASK:** Maintain Contact (5-OPFOR-0003)

**CONDITION:** The opposing forces (OPFOR) element is engaged with enemy base defense forces. The enemy forces are withdrawing under pressure.

**STANDARD:** The OPFOR element maintains enemy contact while the enemy withdraws. 1. Engages the enemy forces decisively. 2. Advances the OPFOR as the enemy forces withdraw. 3. Inflicts heavy casualties. 4. Captures the members of the enemy force. 5. Captures documents and equipment. 6. Safeguards captured documents, equipment, and personnel.



- ELEMENTS:** Company  
 Company Headquarters  
 Maintenance Section  
 Three Engineer Platoon Headquarters  
 Nine Engineer Squads  
 Assault and Obstacle Platoon Headquarters  
 Obstacle Section  
 Three Assault Sections  
 Regimental Engineer Section  
 Combat Medical Section

**TASK:** Prepare for a Chemical Attack (03-3-C202.05-T01A)  
 (FM 3-100) (FM 3-11) (FM 3-4)

**ITERATION:** 1 2 3 4 5 M (Circle)

**COMMANDER/LEADER ASSESSMENT:** T P U (Circle)

**CONDITIONS:** Opposing forces (OPFOR) are conducting chemical warfare or intelligence indicates its use is imminent. Higher headquarters (HQ) directs implementation of actions to minimize casualties and limit contamination. Some iterations of this task should be performed in MOPP4.

**TASK STANDARDS:** Unit personnel assume mission-oriented protection posture (MOPP) 4 within 8 minutes and complete preparation efforts before the attack or its effects reach their location. The unit protects its personnel, equipment, food, and water and continues its mission. The time required to perform this task is increased when conducting it in mission-oriented protection posture (MOPP) 4.

TASK STEPS AND PERFORMANCE MEASURES	GO	NO-GO
<p>* 1. The element leader issues a warning order.</p> <p>2. Element personnel start defensive preparations for a chemical attack.</p> <ul style="list-style-type: none"> <li>a. Assumed MOPP 4 within 8 minutes after notification.</li> <li>b. Attached M9 detector paper to their right arms, left wrists, either their right or left ankles, and the vehicles.</li> <li>c. Conducted MOPP field sanitation procedures.</li> <li>d. Emplaced chemical-agent alarms upwind of their position.</li> </ul> <p>3. Element personnel prepare fighting positions or shelters.</p> <ul style="list-style-type: none"> <li>a. Used existing, natural, or man-made facilities (such as caves, ditches, culverts, and tunnels) as fighting positions and shelters.</li> <li>b. Dug fighting positions and bunkers with overhead cover.</li> </ul> <p>NOTE: Fighting positions should have overhead cover consisting of a minimum of 18 inches of soil, if time permits.</p> <p>* 4. The noncommissioned officers (NCOs) check personnel and fighting positions.</p> <ul style="list-style-type: none"> <li>a. Ensured that personnel were at MOPP 4.</li> <li>b. Ensured that individual and element fighting positions were hardened with sandbags and overhead cover.</li> </ul> <p>* 5. The element leader takes additional actions consistent with the tactical situation by increasing, decreasing, or modifying the MOPP level as appropriate.</p>		

TASK PERFORMANCE / EVALUATION SUMMARY BLOCK							
ITERATION	1	2	3	4	5	M	TOTAL
TOTAL TASK STEPS EVALUATED							
TOTAL TASK STEPS "GO"							
TRAINING STATUS "GO"/"NO-GO"							

"\*\*" indicates a leader task step.

**SUPPORTING INDIVIDUAL TASKS**

Task Number	Task Title	References
031-503-3008	Implement Mission-Oriented Protective Posture	STP 21-24-SMCT

**SUPPORTING COLLECTIVE TASKS: NONE**

**OPFOR TASKS AND STANDARDS**

**TASK:** Defend a Minefield (5-OPFOR-0023)

**CONDITION:** The enemy is conducting a minefield sweeping operation. The opposing forces (OPFOR) element has a minefield placed in the enemy's path. The minefield is under constant observation and fire.

**STANDARD:** The OPFOR element defends a minefield against an enemy element conducting a minefield sweeping operation. 1. Prevents the unit from detecting the obstacle. 2. Disrupts the minefield sweeping operation. 3. Prevents the unit from conducting the minefield sweeping operation, prevents the unit from moving all personnel through the breach, or delays the completion of the minefield sweeping operation for more than 45 minutes.

**TASK:** Disrupt Movement (5-OPFOR-0014)

**CONDITION:** The enemy is expected to move through the opposing forces (OPFOR) element's area of operations. The OPFOR element has received an operation order (OPORD) or fragmentary order (FRAGO) to disrupt enemy movement. The enemy has the capability to defend with direct fire and antiarmor weapons.

**STANDARD:** The OPFOR element delays enemy movement. 1. Delays the element. 2. Forces the element to deviate from its route. 3. Prevents the element from reaching its destination. 4. Surprises the element's main body.

**TASK:** Surrender to the Capturing Unit on the Battlefield (5-OPFOR-0024)

**CONDITION:** The enemy has captured the opposing forces (OPFOR) element's soldiers, documents, and equipment sensitive to the OPFOR tactical operations.

**STANDARD:** The OPFOR soldiers retain or destroy documents and equipment. The OPFOR element surrenders documents and equipment of no tactical use to the enemy and attempts to conceal or destroy items of tactical value. The OPFOR element attempts escape and evasion. 1. Prevents the successful capture of documents and equipment. 2. Destroys documents and equipment. 3. Removes identifying markings from equipment. 4. Removes unit-identifying insignia. 5. Provides misleading information. 6. Plans an escape. 7. Delays movement to the nearest collection point. 8. Prevents safeguarding of enemy prisoners of war (EPWs) in order to cause embarrassment to the United States (US).

**TASK:** Disrupt Defensive Preparations (5-OPFOR-0018)

**CONDITION:** The opposing forces (OPFOR) element has located the enemy. Priority intelligence requirements (PIR) and other intelligence requirements obtained by OPFOR patrols indicate that the enemy elements are establishing defensive positions. The OPFOR element has automatic and antiarmor weapons and light mortars.

**STANDARD:** The OPFOR element disrupts and delays the enemy's defensive preparations. 1. Locates and penetrates the enemy's security system. 2. Forces the enemy to delay defensive preparations. 3. Disrupts the enemy's obstacle preparations.

**TASK:** Defeat Obstacles (5-OPFOR-0009)

**CONDITION:** The opposing forces (OPFOR) element encounters an obstacle that blocks the avenue of approach as it advances upon the enemy forces.

**STANDARD:** The OPFOR element bypasses or breaches the enemy obstacle. 1. Detects the obstacle before halting its main body. 2. Defeats the obstacle. a. Bypasses the obstacle without entering the engagement areas. b. Breaches the obstacle within 45 minutes and passes its entire force through the obstacle. 3. Does not incur degradation to the point that the mission must be discontinued.

**TASK:** Disrupt Assembly Area (AA) Activities (5-OPFOR-0013)

**CONDITION:** Intelligence reports indicate that platoon- and company-size enemy units are operating in the opposing forces (OPFOR) area of operations. Enemy units can defend from AAs with direct fire, antiarmor weapons, and indirect fire. The enemy has close air support (CAS) and nuclear, biological, and chemical (NBC) capabilities.

**STANDARD:** The OPFOR element locates and disrupts the enemy's AA activities. 1. Locates the element's AA. 2. Probes the AA with squad- or team-size elements. 3. Inflicts more than 5 percent casualties on the element. 4. Disrupts the element's preparations (prevents or delays beyond the element's allotted time).

**TASK:** Disrupt a Route Reconnaissance (5-OPFOR-0021)

**CONDITION:** The enemy is conducting a route reconnaissance. The opposing forces (OPFOR) element is positioned along the enemy's route.

**STANDARD:** The OPFOR element attempts to disrupt a squad/section conducting a route reconnaissance. 1. Prevents the unit from meeting its specified time schedule. 2. Forces the unit to deviate from its specified route. 3. Prevents the unit from reaching its assigned destination. 4. Surprises the squad/section. 5. Inflicts casualties on the unit.

**TASK:** Conduct Terrorist and Saboteur Attacks (5-OPFOR-0005)

**CONDITION:** The opposing forces (OPFOR) element dispatches small teams into the enemy's rear area to disrupt combat service support (CSS) operations.

**STANDARD:** The enemy sustains disrupted command and control (C2), destroyed equipment and supplies, and light casualties. 1. Locates rear support bases and C2 facilities. 2. Delays and disrupts CSS operations through probes. 3. Infiltrates CSS bases to conduct sabotage and terrorist activities. 4. Inflicts light casualties. 5. Destroys supplies and equipment.

**TASK:** Disrupt a Net Control Station (NCS) (5-OPFOR-0019)

**CONDITION:** The enemy has established a NCS. The opposing forces (OPFOR) element has radio and jamming equipment.

**STANDARD:** The OPFOR element attempts to disrupt an NCS. 1. Attempts to locate the radio frequency that the unit is operating on. 2. Attempts to enter the radio net. 3. Attempts to issue "bogus" orders to a unit on the net. 4. Jams the radio frequency and forces the unit to go to an alternate frequency.

**TASK:** Disrupt Construction of Vehicle Fighting Positions (5-OPFOR-0020)

**CONDITION:** The opposing forces (OPFOR) element has located the enemy. The priority intelligence requirements (PIR) and other intelligence obtained by OPFOR patrols indicate the enemy is constructing vehicle fighting positions within its defensive area. The OPFOR element has automatic and antiarmor weapons and light mortars.

**STANDARD:** The OPFOR element attempts to disrupt the enemy's efforts to establish vehicle fighting positions. 1. Locates the defensive area. 2. Surprises the main body. 3. Penetrates the defensive area with squad-size probes. 4. Inflicts casualties on the unit. 5. Destroys vehicles. 6. Disrupts the unit's preparations (prevents or delays beyond the unit's allotted time).

**TASK:** Conduct an Aerial Reconnaissance (5-OPFOR-0010)

**CONDITION:** The opposing forces (OPFOR) headquarters (HQ) element requires intelligence on the locations and identification of enemy elements. An aircraft is dispatched to take photographs and make a visual inspection of the enemy rear area.

**STANDARD:** The OPFOR element gathers photograph intelligence of the enemy. 1. Photographs the assigned sectors. 2. Makes quick visual checks where the ceiling is low. 3. Locates enemy positions in the area, particularly support and storage bases, and command and control (C2) facilities. 4. Sustains no loss of aircraft. 5. Reports priority intelligence requirements (PIR) and other information requirements to the OPFOR HQ.

**TASK:** Disrupt an Engineer Reconnaissance (5-OPFOR-0022)

**CONDITION:** The enemy is conducting an engineer reconnaissance. The opposing forces (OPFOR) element is positioned along the enemy's route.

**STANDARD:** The OPFOR element disrupts an engineer reconnaissance. 1. Prevents the unit from meeting its specified time schedule. 2. Forces the unit to deviate from its specified route. 3. Prevents the unit from accomplishing its assigned engineer reconnaissance. 4. Surprises the unit conducting the reconnaissance.

**TASK:** Conduct an Attack (5-OPFOR-0008)

**CONDITION:** The enemy is conducting tactical operations. The opposing forces (OPFOR) element receives orders to attack the enemy, the area of occupation, or the main supply route (MSR) with smoke.

**STANDARD:** The OPFOR element disrupts the enemy's movement and smoke operations. 1. Determines the delivery method of the smoke attack. 2. Locates the target. 3. Delivers the smoke attack downwind. 4. Attacks the enemy with smoke, and surge attacks when the enemy responds to the smoke.

**TASK:** Disrupt Quarters Party Operations (5-OPFOR-0017)

**CONDITION:** The enemy is conducting quarters party operations. It has established an assembly area (AA) but has not moved in the main body.

**STANDARD:** The opposing forces (OPFOR) element attempts to disrupt quarters party operations and infiltrate the enemy's AA. 1. Locates the quarters party and the AA. 2. Surprises the main body. 3. Penetrates the AA with squad-size probes. 4. Inflicts personnel casualties and vehicle damage. 5. Disrupts the unit's preparations (prevents or delays beyond the unit's allotted time).

**TASK:** Disrupt Enemy Movement and Operations Using Tactical Nuclear Weapons (5-OPFOR-0016)

**CONDITION:** The opposing forces (OPFOR) element has located the enemy. Priority intelligence requirements (PIR) and other intelligence requirements have been obtained by OPFOR patrols. Tactical nuclear weapons are employed against key locations in the rear area.

**STANDARD:** The OPFOR element disrupts enemy movement and operations. 1. Disrupts or delays the movement of the enemy's equipment and supplies to the forward areas. 2. Destroys enemy equipment and supplies. 3. Inflicts a high rate of nuclear casualties among the enemy forces. 4. Denies the enemy the use of specified areas. 5. Contaminates the enemy's equipment and supplies.

**TASK:** Disrupt Enemy Movement and Operations Using Persistent and Nonpersistent Chemical Weapons (5-OPFOR-0015)

**CONDITION:** The opposing forces (OPFOR) element has located the enemy. Priority intelligence requirements (PIR) and other intelligence requirements have been obtained by OPFOR patrols. The OPFOR units deliver chemical agents, by means of conventional artillery weapons or aircraft, along selected supply routes and key bases in the rear area.

**STANDARD:** The OPFOR element disrupts enemy movement and operations using persistent and nonpersistent chemical weapons. 1. Delivers chemical agents in low and densely wooded areas. 2. Delays the movement of enemy supplies and equipment to the forward areas. 3. Restricts the movement of the enemy units in the rear area. 4. Channels the movement of enemy units into predesignated ambush areas. 5. Contaminates enemy supplies and equipment. 6. Inflicts a high rate of casualties on enemy forces.

**TASK:** Counter Passage of Lines (5-OPFOR-0012)

**CONDITION:** Enemy forces are in defensive positions, but they are expected to attempt passage-of-lines operations. The opposing forces (OPFOR) received orders to disrupt enemy passage-of-lines operations.

**STANDARD:** The OPFOR element delays or prevents enemy passage of lines. 1. Delays the passage. 2. Prevents the company from moving all personnel through the stationary unit. 3. Engages the main body of either the moving or the stationary unit.

**TASK:** Conduct Air Attacks (5-OPFOR-0002)

**CONDITION:** The opposing forces (OPFOR) element in the rear area has forwarded the positions of the enemy support sites or the locations of moving elements. The OPFOR aircraft have been dispatched to attack enemy installations or convoys.

**STANDARD:** The OPFOR element attempts to delay, disrupt, or damage the enemy targets by air. 1. Locates the target (support sites or convoys). 2. Makes attack runs on the designated targets. 3. Inflicts heavy damage to the selected target. 4. Sustains no loss of aircraft. 5. Delays moving the force for more than one hour.

**TASK:** Conduct a Raid (5-OPFOR-0004)

**CONDITION:** The opposing forces (OPFOR) element has occupied an objective rally point and has orders to conduct a raid on a combat service support (CSS) base.

**STANDARD:** The OPFOR element infiltrates the enemy's base and destroys all of the targets. 1. Surprises the enemy forces. 2. Assaults the support base and accomplishes the assigned tasks. 3. Destroys the specified equipment and supplies. 4. Avoids being decisively engaged. 5. Withdraws all personnel from the objective areas within the time prescribed. 6. Obtains all priority intelligence requirements (PIR) from the raid site. 7. Sustains only light casualties from enemy fire.

**TASK:** Attack (5-OPFOR-0001)

**CONDITION:** The opposing forces (OPFOR) element has located the enemy. The priority intelligence requirements (PIR) and other intelligence requirements have been obtained by OPFOR patrols. The OPFOR element has automatic and antiarmor weapons and light mortars.

**STANDARD:** The OPFOR element attempts to seize the terrain, vehicles, or equipment. 1. Develops an attack plan. 2. Surprises the enemy unit's main body. 3. Initiates the attack using a scheme of maneuver that exploits the enemy's flanks, gaps, and weaknesses. 4. Uses covered and concealed routes to approach the enemy forces' flanks, gaps, or weakly held areas. 5. Employs indirect fire to support the attack. 6. Penetrates enemy defenses. 7. Destroys equipment and supplies. 8. Inflicts heavy casualties. 9. Isolates the combat service support (CSS) base by blocking reinforcements. 10. Forces enemy units to displace. 11. Avoids being fixed in one position. 12. Withdraws before the CSS base is reinforced with tactical combat forces.

**TASK:** Conduct Sniper Operations (5-OPFOR-0006)

**CONDITION:** The opposing forces (OPFOR) element has assigned snipers (regular or irregular elements) in the enemy's rear area along the main supply route (MSR) and near support sites.

**STANDARD:** The OPFOR element kills or wounds targets. 1. Sets up a well-concealed location. 2. Engages vehicle drivers or personnel on foot with short bursts of semiautomatic fire. 3. Kills or wounds selected targets. 4. Prevents the position from being discovered by enemy forces. 5. Evacuates the area without being spotted. 6. Reports all specified priority intelligence requirements (PIR) and other intelligence requirements to the OPFOR headquarters (HQ).

**TASK:** Maintain Contact (5-OPFOR-0003)

**CONDITION:** The opposing forces (OPFOR) element is engaged with enemy base defense forces. The enemy forces are withdrawing under pressure.

**STANDARD:** The OPFOR element maintains enemy contact while the enemy withdraws. 1. Engages the enemy forces decisively. 2. Advances the OPFOR as the enemy forces withdraw. 3. Inflicts heavy casualties. 4. Captures the members of the enemy force. 5. Captures documents and equipment. 6. Safeguards captured documents, equipment, and personnel.

**TASK:** Conduct an Ambush (5-OPFOR-0007)

**CONDITION:** The enemy is moving in a convoy. The opposing forces (OPFOR) element is positioned along the enemy's route.

**STANDARD:** The OPFOR element inflicts casualties on the enemy and causes vehicle and equipment damage. 1. Prepares an ambush site before the element arrives. 2. Surprises march element forces. 3. Inflicts heavy casualties within the designated kill zone. 4. Inflicts heavy damage to vehicles and equipment within the designated kill zone. 5. Delays the march element from reaching a specified destination for a specified period of time. 6. Withdraws on order. 7. Sustains no casualties. 8. Reports actions to superiors.

- ELEMENTS:** Company  
 Company Headquarters  
 Maintenance Section  
 Three Engineer Platoon Headquarters  
 Nine Engineer Squads  
 Assault and Obstacle Platoon Headquarters  
 Obstacle Section  
 Three Assault Sections  
 Regimental Engineer Section  
 Combat Medical Section

**TASK:** Respond to a Chemical Attack (03-3-C203.05-T01A)  
 (FM 3-4) (FM 3-100) (FM 3-11)  
 (FM 3-3) (FM 3-5)

**ITERATION:** 1M 2M 3M 4M 5M (Circle)

**COMMANDER/LEADER ASSESSMENT:** T P U (Circle)

**CONDITIONS:** The unit is deployed in mission-oriented protection posture (MOPP) 2. Intelligence indicates that opposing forces (OPFOR) have initiated chemical warfare. The automatic alarm sounds or the detector paper changes color, causing the unit to react. This task is always performed in MOPP4.

**TASK STANDARDS:** The soldiers sound the alarm (vocal or nonvocal), immediately assume MOPP 4, and use available shelter to prevent further exposure to contamination. The unit reacts to the chemical alarm within 9 seconds.

TASK STEPS AND PERFORMANCE MEASURES	GO	NO-GO
<p>* 1. Element leaders ensure that soldiers react to the sound of the chemical-agent alarm or recognize the indicators for a chemical or biological attack.</p> <ul style="list-style-type: none"> <li>a. Gave the alarm (vocal or nonvocal).</li> <li>b. Ensured that soldiers put on their protective masks within 9 seconds.</li> <li>c. Assumed MOPP 4 as soon as possible.</li> <li>d. Sought additional shelter, if available.</li> <li>e. Administered a nerve-agent antidote (buddy aid) to other soldiers with symptoms of nerve-agent poisoning (if applicable).</li> <li>f. Administered nerve-agent antidotes to selves (if applicable).</li> <li>g. Checked soldiers to ensure that protective measures were followed.</li> </ul> <p>2. Soldiers take additional protective measures.</p> <ul style="list-style-type: none"> <li>a. Protected exposed equipment and supplies.</li> <li>b. Monitored the area by testing it with detector kits.</li> <li>c. Used prevention procedures, such as marking contaminated areas.</li> </ul> <p>3. Soldiers conduct immediate decontamination.</p> <ul style="list-style-type: none"> <li>a. Conducted skin decontamination.</li> <li>b. Wiped down personal equipment with M291 or M280 decontamination kits.</li> <li>c. Conducted operator's spray-down of equipment.</li> </ul> <p>* 4. Element leaders initiate unmasking procedures and report to higher headquarters (HQ).</p> <ul style="list-style-type: none"> <li>a. Ensured that casualties were provided with medical care.</li> <li>b. Reported casualties.</li> <li>c. Submitted a nuclear, biological, and chemical (NBC) 1 report to higher HQ immediately.</li> </ul>		



TASK STEPS AND PERFORMANCE MEASURES	GO	NO-GO
d. Continued the mission or requested movement to an alternate location.		

TASK PERFORMANCE / EVALUATION SUMMARY BLOCK							
ITERATION	1M	2M	3M	4M	5M		TOTAL
TOTAL TASK STEPS EVALUATED							
TOTAL TASK STEPS "GO"							
TRAINING STATUS "GO"/"NO-GO"							

"\*" indicates a leader task step.

#### SUPPORTING INDIVIDUAL TASKS

Task Number	Task Title	References
081-831-1000	Evaluate a Casualty	STP 21-1-SMCT
081-831-1030	Administer Nerve Agent Antidote to Self (Self-Aid)	STP 21-1-SMCT
081-831-1031	Administer First Aid to a Nerve Agent Casualty (Buddy-Aid)	STP 21-1-SMCT

#### SUPPORTING COLLECTIVE TASKS: NONE

#### OPFOR TASKS AND STANDARDS

**TASK:** Defend a Minefield (5-OPFOR-0023)

**CONDITION:** The enemy is conducting a minefield sweeping operation. The opposing forces (OPFOR) element has a minefield placed in the enemy's path. The minefield is under constant observation and fire.

**STANDARD:** The OPFOR element defends a minefield against an enemy element conducting a minefield sweeping operation. 1. Prevents the unit from detecting the obstacle. 2. Disrupts the minefield sweeping operation. 3. Prevents the unit from conducting the minefield sweeping operation, prevents the unit from moving all personnel through the breach, or delays the completion of the minefield sweeping operation for more than 45 minutes.

**TASK:** Disrupt Movement (5-OPFOR-0014)

**CONDITION:** The enemy is expected to move through the opposing forces (OPFOR) element's area of operations. The OPFOR element has received an operation order (OPORD) or fragmentary order (FRAGO) to disrupt enemy movement. The enemy has the capability to defend with direct fire and antiarmor weapons.

**STANDARD:** The OPFOR element delays enemy movement. 1. Delays the element. 2. Forces the element to deviate from its route. 3. Prevents the element from reaching its destination. 4. Surprises the element's main body.

**TASK:** Disrupt Defensive Preparations (5-OPFOR-0018)

**CONDITION:** The opposing forces (OPFOR) element has located the enemy. Priority intelligence requirements (PIR) and other intelligence requirements obtained by OPFOR patrols indicate that the enemy elements are establishing defensive positions. The OPFOR element has automatic and antiarmor weapons and light mortars.

**STANDARD:** The OPFOR element disrupts and delays the enemy's defensive preparations. 1. Locates and penetrates the enemy's security system. 2. Forces the enemy to delay defensive preparations. 3. Disrupts the enemy's obstacle preparations.

**TASK:** Surrender to the Capturing Unit on the Battlefield (5-OPFOR-0024)

**CONDITION:** The enemy has captured the opposing forces (OPFOR) element's soldiers, documents, and equipment sensitive to the OPFOR tactical operations.

**STANDARD:** The OPFOR soldiers retain or destroy documents and equipment. The OPFOR element surrenders documents and equipment of no tactical use to the enemy and attempts to conceal or destroy items of tactical value. The OPFOR element attempts escape and evasion. 1. Prevents the successful capture of documents and equipment. 2. Destroys documents and equipment. 3. Removes identifying markings from equipment. 4. Removes unit-identifying insignia. 5. Provides misleading information. 6. Plans an escape. 7. Delays movement to the nearest collection point. 8. Prevents safeguarding of enemy prisoners of war (EPWs) in order to cause embarrassment to the United States (US).

**TASK:** Defeat Obstacles (5-OPFOR-0009)

**CONDITION:** The opposing forces (OPFOR) element encounters an obstacle that blocks the avenue of approach as it advances upon the enemy forces.

**STANDARD:** The OPFOR element bypasses or breaches the enemy obstacle. 1. Detects the obstacle before halting its main body. 2. Defeats the obstacle. a. Bypasses the obstacle without entering the engagement areas. b. Breaches the obstacle within 45 minutes and passes its entire force through the obstacle. 3. Does not incur degradation to the point that the mission must be discontinued.

**TASK:** Disrupt Assembly Area (AA) Activities (5-OPFOR-0013)

**CONDITION:** Intelligence reports indicate that platoon- and company-size enemy units are operating in the opposing forces (OPFOR) area of operations. Enemy units can defend from AAs with direct fire, antiarmor weapons, and indirect fire. The enemy has close air support (CAS) and nuclear, biological, and chemical (NBC) capabilities.

**STANDARD:** The OPFOR element locates and disrupts the enemy's AA activities. 1. Locates the element's AA. 2. Probes the AA with squad- or team-size elements. 3. Inflicts more than 5 percent casualties on the element. 4. Disrupts the element's preparations (prevents or delays beyond the element's allotted time).

**TASK:** Disrupt a Route Reconnaissance (5-OPFOR-0021)

**CONDITION:** The enemy is conducting a route reconnaissance. The opposing forces (OPFOR) element is positioned along the enemy's route.

**STANDARD:** The OPFOR element attempts to disrupt a squad/section conducting a route reconnaissance. 1. Prevents the unit from meeting its specified time schedule. 2. Forces the unit to deviate from its specified route. 3. Prevents the unit from reaching its assigned destination. 4. Surprises the squad/section. 5. Inflicts casualties on the unit.

**TASK:** Conduct Terrorist and Saboteur Attacks (5-OPFOR-0005)

**CONDITION:** The opposing forces (OPFOR) element dispatches small teams into the enemy's rear area to disrupt combat service support (CSS) operations.

**STANDARD:** The enemy sustains disrupted command and control (C2), destroyed equipment and supplies, and light casualties. 1. Locates rear support bases and C2 facilities. 2. Delays and disrupts CSS operations through probes. 3. Infiltrates CSS bases to conduct sabotage and terrorist activities. 4. Inflicts light casualties. 5. Destroys supplies and equipment.

**TASK:** Disrupt a Net Control Station (NCS) (5-OPFOR-0019)

**CONDITION:** The enemy has established a NCS. The opposing forces (OPFOR) element has radio and jamming equipment.

**STANDARD:** The OPFOR element attempts to disrupt an NCS. 1. Attempts to locate the radio frequency that the unit is operating on. 2. Attempts to enter the radio net. 3. Attempts to issue "bogus" orders to a unit on the net. 4. Jams the radio frequency and forces the unit to go to an alternate frequency.

**TASK:** Disrupt Construction of Vehicle Fighting Positions (5-OPFOR-0020)

**CONDITION:** The opposing forces (OPFOR) element has located the enemy. The priority intelligence requirements (PIR) and other intelligence obtained by OPFOR patrols indicate the enemy is constructing vehicle fighting positions within its defensive area. The OPFOR element has automatic and antiarmor weapons and light mortars.

**STANDARD:** The OPFOR element attempts to disrupt the enemy's efforts to establish vehicle fighting positions. 1. Locates the defensive area. 2. Surprises the main body. 3. Penetrates the defensive area with squad-size probes. 4. Inflicts casualties on the unit. 5. Destroys vehicles. 6. Disrupts the unit's preparations (prevents or delays beyond the unit's allotted time).

**TASK:** Conduct an Aerial Reconnaissance (5-OPFOR-0010)

**CONDITION:** The opposing forces (OPFOR) headquarters (HQ) element requires intelligence on the locations and identification of enemy elements. An aircraft is dispatched to take photographs and make a visual inspection of the enemy rear area.

**STANDARD:** The OPFOR element gathers photograph intelligence of the enemy. 1. Photographs the assigned sectors. 2. Makes quick visual checks where the ceiling is low. 3. Locates enemy positions in the area, particularly support and storage bases, and command and control (C2) facilities. 4. Sustains no loss of aircraft. 5. Reports priority intelligence requirements (PIR) and other information requirements to the OPFOR HQ.

**TASK:** Disrupt an Engineer Reconnaissance (5-OPFOR-0022)

**CONDITION:** The enemy is conducting an engineer reconnaissance. The opposing forces (OPFOR) element is positioned along the enemy's route.

**STANDARD:** The OPFOR element disrupts an engineer reconnaissance. 1. Prevents the unit from meeting its specified time schedule. 2. Forces the unit to deviate from its specified route. 3. Prevents the unit from accomplishing its assigned engineer reconnaissance. 4. Surprises the unit conducting the reconnaissance.

**TASK:** Conduct an Attack (5-OPFOR-0008)

**CONDITION:** The enemy is conducting tactical operations. The opposing forces (OPFOR) element receives orders to attack the enemy, the area of occupation, or the main supply route (MSR) with smoke.

**STANDARD:** The OPFOR element disrupts the enemy's movement and smoke operations. 1. Determines the delivery method of the smoke attack. 2. Locates the target. 3. Delivers the smoke attack downwind. 4. Attacks the enemy with smoke, and surge attacks when the enemy responds to the smoke.

**TASK:** Disrupt Quartering Party Operations (5-OPFOR-0017)

**CONDITION:** The enemy is conducting quartering party operations. It has established an assembly area (AA) but has not moved in the main body.

**STANDARD:** The opposing forces (OPFOR) element attempts to disrupt quartering party operations and infiltrate the enemy's AA. 1. Locates the quartering party and the AA. 2. Surprises the main body. 3. Penetrates the AA with squad-size probes. 4. Inflicts personnel casualties and vehicle damage. 5. Disrupts the unit's preparations (prevents or delays beyond the unit's allotted time).

**TASK:** Disrupt Enemy Movement and Operations Using Tactical Nuclear Weapons (5-OPFOR-0016)

**CONDITION:** The opposing forces (OPFOR) element has located the enemy. Priority intelligence requirements (PIR) and other intelligence requirements have been obtained by OPFOR patrols. Tactical nuclear weapons are employed against key locations in the rear area.

**STANDARD:** The OPFOR element disrupts enemy movement and operations. 1. Disrupts or delays the movement of the enemy's equipment and supplies to the forward areas. 2. Destroys enemy equipment and supplies. 3. Inflicts a high rate of nuclear casualties among the enemy forces. 4. Denies the enemy the use of specified areas. 5. Contaminates the enemy's equipment and supplies.

**TASK:** Disrupt Enemy Movement and Operations Using Persistent and Nonpersistent Chemical Weapons (5-OPFOR-0015)

**CONDITION:** The opposing forces (OPFOR) element has located the enemy. Priority intelligence requirements (PIR) and other intelligence requirements have been obtained by OPFOR patrols. The OPFOR units deliver chemical agents, by means of conventional artillery weapons or aircraft, along selected supply routes and key bases in the rear area.

**STANDARD:** The OPFOR element disrupts enemy movement and operations using persistent and nonpersistent chemical weapons. 1. Delivers chemical agents in low and densely wooded areas. 2. Delays the movement of enemy supplies and equipment to the forward areas. 3. Restricts the movement of the enemy units in the rear area. 4. Channels the movement of enemy units into predesignated ambush areas. 5. Contaminates enemy supplies and equipment. 6. Inflicts a high rate of casualties on enemy forces.

**TASK:** Counter Passage of Lines (5-OPFOR-0012)

**CONDITION:** Enemy forces are in defensive positions, but they are expected to attempt passage-of-lines operations. The opposing forces (OPFOR) received orders to disrupt enemy passage-of-lines operations.

**STANDARD:** The OPFOR element delays or prevents enemy passage of lines. 1. Delays the passage. 2. Prevents the company from moving all personnel through the stationary unit. 3. Engages the main body of either the moving or the stationary unit.

**TASK:** Conduct Air Attacks (5-OPFOR-0002)

**CONDITION:** The opposing forces (OPFOR) element in the rear area has forwarded the positions of the enemy support sites or the locations of moving elements. The OPFOR aircraft have been dispatched to attack enemy installations or convoys.

**STANDARD:** The OPFOR element attempts to delay, disrupt, or damage the enemy targets by air. 1. Locates the target (support sites or convoys). 2. Makes attack runs on the designated targets. 3. Inflicts heavy damage to the selected target. 4. Sustains no loss of aircraft. 5. Delays moving the force for more than one hour.

**TASK:** Conduct a Raid (5-OPFOR-0004)

**CONDITION:** The opposing forces (OPFOR) element has occupied an objective rally point and has orders to conduct a raid on a combat service support (CSS) base.

**STANDARD:** The OPFOR element infiltrates the enemy's base and destroys all of the targets. 1. Surprises the enemy forces. 2. Assaults the support base and accomplishes the assigned tasks. 3. Destroys the specified equipment and supplies. 4. Avoids being decisively engaged. 5. Withdraws all personnel from the objective areas within the time prescribed. 6. Obtains all priority intelligence requirements (PIR) from the raid site. 7. Sustains only light casualties from enemy fire.

**TASK:** Attack (5-OPFOR-0001)

**CONDITION:** The opposing forces (OPFOR) element has located the enemy. The priority intelligence requirements (PIR) and other intelligence requirements have been obtained by OPFOR patrols. The OPFOR element has automatic and antiarmor weapons and light mortars.

**STANDARD:** The OPFOR element attempts to seize the terrain, vehicles, or equipment. 1. Develops an attack plan. 2. Surprises the enemy unit's main body. 3. Initiates the attack using a scheme of maneuver that exploits the enemy's flanks, gaps, and weaknesses. 4. Uses covered and concealed routes to approach the enemy forces' flanks, gaps, or weakly held areas. 5. Employs indirect fire to support the attack. 6. Penetrates enemy defenses. 7. Destroys equipment and supplies. 8. Inflicts heavy casualties. 9. Isolates the combat service support (CSS) base by blocking reinforcements. 10. Forces enemy units to displace. 11. Avoids being fixed in one position. 12. Withdraws before the CSS base is reinforced with tactical combat forces.

**TASK:** Conduct Sniper Operations (5-OPFOR-0006)

**CONDITION:** The opposing forces (OPFOR) element has assigned snipers (regular or irregular elements) in the enemy's rear area along the main supply route (MSR) and near support sites.

**STANDARD:** The OPFOR element kills or wounds targets. 1. Sets up a well-concealed location. 2. Engages vehicle drivers or personnel on foot with short bursts of semiautomatic fire. 3. Kills or wounds selected targets. 4. Prevents the position from being discovered by enemy forces. 5. Evacuates the area without being spotted. 6. Reports all specified priority intelligence requirements (PIR) and other intelligence requirements to the OPFOR headquarters (HQ).

**TASK:** Maintain Contact (5-OPFOR-0003)

**CONDITION:** The opposing forces (OPFOR) element is engaged with enemy base defense forces. The enemy forces are withdrawing under pressure.

**STANDARD:** The OPFOR element maintains enemy contact while the enemy withdraws. 1. Engages the enemy forces decisively. 2. Advances the OPFOR as the enemy forces withdraw. 3. Inflicts heavy casualties. 4. Captures the members of the enemy force. 5. Captures documents and equipment. 6. Safeguards captured documents, equipment, and personnel.

**TASK:** Conduct an Ambush (5-OPFOR-0007)

**CONDITION:** The enemy is moving in a convoy. The opposing forces (OPFOR) element is positioned along the enemy's route.

**STANDARD:** The OPFOR element inflicts casualties on the enemy and causes vehicle and equipment damage. 1. Prepares an ambush site before the element arrives. 2. Surprises march element forces. 3. Inflicts heavy casualties within the designated kill zone. 4. Inflicts heavy damage to vehicles and equipment within the designated kill zone. 5. Delays the march element from reaching a specified destination for a specified period of time. 6. Withdraws on order. 7. Sustains no casualties. 8. Reports actions to superiors.

- ELEMENTS:** Company  
 Company Headquarters  
 Maintenance Section  
 Three Engineer Platoon Headquarters  
 Nine Engineer Squads  
 Assault and Obstacle Platoon Headquarters  
 Obstacle Section  
 Three Assault Sections  
 Regimental Engineer Section  
 Combat Medical Section

**TASK:** Prepare for a Friendly Nuclear Strike (03-3-C205.05-T01A)  
 (FM 3-4) (FM 3-3)

**ITERATION:** 1 2 3 4 5 M (Circle)  
**COMMANDER/LEADER ASSESSMENT:** T P U (Circle)

**CONDITIONS:** The unit receives a strike warning message from higher headquarters (HQ) directing specific actions to be implemented. Some iterations of this task should be performed in MOPP4.

**TASK STANDARDS:** The unit completes preparations within 30 minutes of a friendly nuclear-strike warning. The time required to perform this task is increased when conducting it in mission-oriented protection posture (MOPP) 4.

TASK STEPS AND PERFORMANCE MEASURES	GO	NO-GO
1. The designated radio operator acknowledges the strike warning message. <ul style="list-style-type: none"> <li>a. Authenticated the call.</li> <li>b. Acknowledged the warning by return message.</li> </ul> * 2. The element leader issues a warning order. <ul style="list-style-type: none"> <li>a. Warned subordinate and affected units.</li> <li>b. Ensured that subordinates executed actions as directed.</li> </ul> 3. Soldiers complete actions before detonation occurs. <ul style="list-style-type: none"> <li>a. Placed vehicles and equipment for the best terrain shielding (hill masses, slopes, culverts, depressions).</li> <li>b. Disconnected nonessential electronic equipment.</li> <li>c. Tied down essential antennas.</li> <li>d. Took down nonessential antennas and antenna leads.</li> <li>e. Improved shelters with consideration for blast, thermal, and radiation effects.</li> </ul> NOTE: Add sandbags to shelters, foxholes, or tents in the direction of the strike. Cover openings or position them away from the strike. <ul style="list-style-type: none"> <li>f. Zeroed dosimeters.</li> <li>g. Digital units ensured that the systems were prepared according to the unit's tactical standing operating procedures (TACSOP).</li> <li>h. Secured loose, flammable, or explosive items and food or water containers to protect them from nuclear-weapons effects.</li> </ul>		

TASK PERFORMANCE / EVALUATION SUMMARY BLOCK							
ITERATION	1	2	3	4	5	M	TOTAL
TOTAL TASK STEPS EVALUATED							
TOTAL TASK STEPS "GO"							
TRAINING STATUS "GO"/"NO-GO"							

"\*" indicates a leader task step.

**SUPPORTING INDIVIDUAL TASKS: NONE**

**SUPPORTING COLLECTIVE TASKS: NONE**

**OPFOR TASKS AND STANDARDS**

**TASK:** Disrupt Movement (5-OPFOR-0014)

**CONDITION:** The enemy is expected to move through the opposing forces (OPFOR) element's area of operations. The OPFOR element has received an operation order (OPORD) or fragmentary order (FRAGO) to disrupt enemy movement. The enemy has the capability to defend with direct fire and antiarmor weapons.

**STANDARD:** The OPFOR element delays enemy movement. 1. Delays the element. 2. Forces the element to deviate from its route. 3. Prevents the element from reaching its destination. 4. Surprises the element's main body.

**TASK:** Disrupt Defensive Preparations (5-OPFOR-0018)

**CONDITION:** The opposing forces (OPFOR) element has located the enemy. Priority intelligence requirements (PIR) and other intelligence requirements obtained by OPFOR patrols indicate that the enemy elements are establishing defensive positions. The OPFOR element has automatic and antiarmor weapons and light mortars.

**STANDARD:** The OPFOR element disrupts and delays the enemy's defensive preparations. 1. Locates and penetrates the enemy's security system. 2. Forces the enemy to delay defensive preparations. 3. Disrupts the enemy's obstacle preparations.

**TASK:** Defeat Obstacles (5-OPFOR-0009)

**CONDITION:** The opposing forces (OPFOR) element encounters an obstacle that blocks the avenue of approach as it advances upon the enemy forces.

**STANDARD:** The OPFOR element bypasses or breaches the enemy obstacle. 1. Detects the obstacle before halting its main body. 2. Defeats the obstacle. a. Bypasses the obstacle without entering the engagement areas. b. Breaches the obstacle within 45 minutes and passes its entire force through the obstacle. 3. Does not incur degradation to the point that the mission must be discontinued.

**TASK:** Disrupt a Route Reconnaissance (5-OPFOR-0021)



**CONDITION:** The enemy is conducting a route reconnaissance. The opposing forces (OPFOR) element is positioned along the enemy's route.

**STANDARD:** The OPFOR element attempts to disrupt a squad/section conducting a route reconnaissance. 1. Prevents the unit from meeting its specified time schedule. 2. Forces the unit to deviate from its specified route. 3. Prevents the unit from reaching its assigned destination. 4. Surprises the squad/section. 5. Inflicts casualties on the unit.

**TASK:** Conduct Terrorist and Saboteur Attacks (5-OPFOR-0005)

**CONDITION:** The opposing forces (OPFOR) element dispatches small teams into the enemy's rear area to disrupt combat service support (CSS) operations.

**STANDARD:** The enemy sustains disrupted command and control (C2), destroyed equipment and supplies, and light casualties. 1. Locates rear support bases and C2 facilities. 2. Delays and disrupts CSS operations through probes. 3. Infiltrates CSS bases to conduct sabotage and terrorist activities. 4. Inflicts light casualties. 5. Destroys supplies and equipment.

**TASK:** Disrupt a Net Control Station (NCS) (5-OPFOR-0019)

**CONDITION:** The enemy has established a NCS. The opposing forces (OPFOR) element has radio and jamming equipment.

**STANDARD:** The OPFOR element attempts to disrupt an NCS. 1. Attempts to locate the radio frequency that the unit is operating on. 2. Attempts to enter the radio net. 3. Attempts to issue "bogus" orders to a unit on the net. 4. Jams the radio frequency and forces the unit to go to an alternate frequency.

**TASK:** Disrupt Construction of Vehicle Fighting Positions (5-OPFOR-0020)

**CONDITION:** The opposing forces (OPFOR) element has located the enemy. The priority intelligence requirements (PIR) and other intelligence obtained by OPFOR patrols indicate the enemy is constructing vehicle fighting positions within its defensive area. The OPFOR element has automatic and antiarmor weapons and light mortars.

**STANDARD:** The OPFOR element attempts to disrupt the enemy's efforts to establish vehicle fighting positions. 1. Locates the defensive area. 2. Surprises the main body. 3. Penetrates the defensive area with squad-size probes. 4. Inflicts casualties on the unit. 5. Destroys vehicles. 6. Disrupts the unit's preparations (prevents or delays beyond the unit's allotted time).

**TASK:** Conduct an Aerial Reconnaissance (5-OPFOR-0010)

**CONDITION:** The opposing forces (OPFOR) headquarters (HQ) element requires intelligence on the locations and identification of enemy elements. An aircraft is dispatched to take photographs and make a visual inspection of the enemy rear area.

**STANDARD:** The OPFOR element gathers photograph intelligence of the enemy. 1. Photographs the assigned sectors. 2. Makes quick visual checks where the ceiling is low. 3. Locates enemy positions in the area, particularly support and storage bases, and command and control (C2) facilities. 4. Sustains no loss of aircraft. 5. Reports priority intelligence requirements (PIR) and other information requirements to the OPFOR HQ.

**TASK:** Disrupt an Engineer Reconnaissance (5-OPFOR-0022)

**CONDITION:** The enemy is conducting an engineer reconnaissance. The opposing forces (OPFOR) element is positioned along the enemy's route.

**STANDARD:** The OPFOR element disrupts an engineer reconnaissance. 1. Prevents the unit from meeting its specified time schedule. 2. Forces the unit to deviate from its specified route. 3. Prevents the unit from accomplishing its assigned engineer reconnaissance. 4. Surprises the unit conducting the reconnaissance.

**TASK:** Conduct an Attack (5-OPFOR-0008)

**CONDITION:** The enemy is conducting tactical operations. The opposing forces (OPFOR) element receives orders to attack the enemy, the area of occupation, or the main supply route (MSR) with smoke.

**STANDARD:** The OPFOR element disrupts the enemy's movement and smoke operations. 1. Determines the delivery method of the smoke attack. 2. Locates the target. 3. Delivers the smoke attack downwind. 4. Attacks the enemy with smoke, and surge attacks when the enemy responds to the smoke.

**TASK:** Disrupt Quartering Party Operations (5-OPFOR-0017)

**CONDITION:** The enemy is conducting quartering party operations. It has established an assembly area (AA) but has not moved in the main body.

**STANDARD:** The opposing forces (OPFOR) element attempts to disrupt quartering party operations and infiltrate the enemy's AA. 1. Locates the quartering party and the AA. 2. Surprises the main body. 3. Penetrates the AA with squad-size probes. 4. Inflicts personnel casualties and vehicle damage. 5. Disrupts the unit's preparations (prevents or delays beyond the unit's allotted time).

**TASK:** Disrupt Enemy Movement and Operations Using Tactical Nuclear Weapons (5-OPFOR-0016)

**CONDITION:** The opposing forces (OPFOR) element has located the enemy. Priority intelligence requirements (PIR) and other intelligence requirements have been obtained by OPFOR patrols. Tactical nuclear weapons are employed against key locations in the rear area.

**STANDARD:** The OPFOR element disrupts enemy movement and operations. 1. Disrupts or delays the movement of the enemy's equipment and supplies to the forward areas. 2. Destroys enemy equipment and supplies. 3. Inflicts a high rate of nuclear casualties among the enemy forces. 4. Denies the enemy the use of specified areas. 5. Contaminates the enemy's equipment and supplies.

**TASK:** Disrupt Assembly Area (AA) Activities (5-OPFOR-0013)

**CONDITION:** Intelligence reports indicate that platoon- and company-size enemy units are operating in the opposing forces (OPFOR) area of operations. Enemy units can defend from AAs with direct fire, antiarmor weapons, and indirect fire. The enemy has close air support (CAS) and nuclear, biological, and chemical (NBC) capabilities.

**STANDARD:** The OPFOR element locates and disrupts the enemy's AA activities. 1. Locates the element's AA. 2. Probes the AA with squad- or team-size elements. 3. Inflicts more than 5 percent casualties on the element. 4. Disrupts the element's preparations (prevents or delays beyond the element's allotted time).

**TASK:** Disrupt Enemy Movement and Operations Using Persistent and Nonpersistent Chemical Weapons (5-OPFOR-0015)

**CONDITION:** The opposing forces (OPFOR) element has located the enemy. Priority intelligence requirements (PIR) and other intelligence requirements have been obtained by OPFOR patrols. The OPFOR units deliver chemical agents, by means of conventional artillery weapons or aircraft, along selected supply routes and key bases in the rear area.

**STANDARD:** The OPFOR element disrupts enemy movement and operations using persistent and nonpersistent chemical weapons. 1. Delivers chemical agents in low and densely wooded areas. 2. Delays the movement of enemy supplies and equipment to the forward areas. 3. Restricts the movement of the enemy units in the rear area. 4. Channels the movement of enemy units into predesignated ambush areas. 5. Contaminates enemy supplies and equipment. 6. Inflicts a high rate of casualties on enemy forces.

**TASK:** Counter Passage of Lines (5-OPFOR-0012)

**CONDITION:** Enemy forces are in defensive positions, but they are expected to attempt passage-of-lines operations. The opposing forces (OPFOR) received orders to disrupt enemy passage-of-lines operations.

**STANDARD:** The OPFOR element delays or prevents enemy passage of lines. 1. Delays the passage. 2. Prevents the company from moving all personnel through the stationary unit. 3. Engages the main body of either the moving or the stationary unit.

**TASK:** Conduct Air Attacks (5-OPFOR-0002)

**CONDITION:** The opposing forces (OPFOR) element in the rear area has forwarded the positions of the enemy support sites or the locations of moving elements. The OPFOR aircraft have been dispatched to attack enemy installations or convoys.

**STANDARD:** The OPFOR element attempts to delay, disrupt, or damage the enemy targets by air. 1. Locates the target (support sites or convoys). 2. Makes attack runs on the designated targets. 3. Inflicts heavy damage to the selected target. 4. Sustains no loss of aircraft. 5. Delays moving the force for more than one hour.

**TASK:** Surrender to the Capturing Unit on the Battlefield (5-OPFOR-0024)

**CONDITION:** The enemy has captured the opposing forces (OPFOR) element's soldiers, documents, and equipment sensitive to the OPFOR tactical operations.

**STANDARD:** The OPFOR soldiers retain or destroy documents and equipment. The OPFOR element surrenders documents and equipment of no tactical use to the enemy and attempts to conceal or destroy items of tactical value. The OPFOR element attempts escape and evasion. 1. Prevents the successful capture of documents and equipment. 2. Destroys documents and equipment. 3. Removes identifying markings from equipment. 4. Removes unit-identifying insignia. 5. Provides misleading information. 6. Plans an escape. 7. Delays movement to the nearest collection point. 8. Prevents safeguarding of enemy prisoners of war (EPWs) in order to cause embarrassment to the United States (US).

**TASK:** Conduct a Raid (5-OPFOR-0004)

**CONDITION:** The opposing forces (OPFOR) element has occupied an objective rally point and has orders to conduct a raid on a combat service support (CSS) base.

**STANDARD:** The OPFOR element infiltrates the enemy's base and destroys all of the targets. 1. Surprises the enemy forces. 2. Assaults the support base and accomplishes the assigned tasks. 3. Destroys the specified equipment and supplies. 4. Avoids being decisively engaged. 5. Withdraws all personnel from the objective areas within the time prescribed. 6. Obtains all priority intelligence requirements (PIR) from the raid site. 7. Sustains only light casualties from enemy fire.

**TASK:** Attack (5-OPFOR-0001)

**CONDITION:** The opposing forces (OPFOR) element has located the enemy. The priority intelligence requirements (PIR) and other intelligence requirements have been obtained by OPFOR patrols. The OPFOR element has automatic and antiarmor weapons and light mortars.

**STANDARD:** The OPFOR element attempts to seize the terrain, vehicles, or equipment. 1. Develops an attack plan. 2. Surprises the enemy unit's main body. 3. Initiates the attack using a scheme of maneuver that exploits the enemy's flanks, gaps, and weaknesses. 4. Uses covered and concealed routes to approach the enemy forces' flanks, gaps, or weakly held areas. 5. Employs indirect fire to support the attack. 6. Penetrates enemy defenses. 7. Destroys equipment and supplies. 8. Inflicts heavy casualties. 9. Isolates the combat service support (CSS) base by blocking reinforcements. 10. Forces enemy units to displace. 11. Avoids being fixed in one position. 12. Withdraws before the CSS base is reinforced with tactical combat forces.

**TASK:** Conduct Sniper Operations (5-OPFOR-0006)

**CONDITION:** The opposing forces (OPFOR) element has assigned snipers (regular or irregular elements) in the enemy's rear area along the main supply route (MSR) and near support sites.

**STANDARD:** The OPFOR element kills or wounds targets. 1. Sets up a well-concealed location. 2. Engages vehicle drivers or personnel on foot with short bursts of semiautomatic fire. 3. Kills or wounds selected targets. 4. Prevents the position from being discovered by enemy forces. 5. Evacuates the area without being spotted. 6. Reports all specified priority intelligence requirements (PIR) and other intelligence requirements to the OPFOR headquarters (HQ).

**TASK:** Defend a Minefield (5-OPFOR-0023)

**CONDITION:** The enemy is conducting a minefield sweeping operation. The opposing forces (OPFOR) element has a minefield placed in the enemy's path. The minefield is under constant observation and fire.

**STANDARD:** The OPFOR element defends a minefield against an enemy element conducting a minefield sweeping operation. 1. Prevents the unit from detecting the obstacle. 2. Disrupts the minefield sweeping operation. 3. Prevents the unit from conducting the minefield sweeping operation, prevents the unit from moving all personnel through the breach, or delays the completion of the minefield sweeping operation for more than 45 minutes.

**TASK:** Maintain Contact (5-OPFOR-0003)

**CONDITION:** The opposing forces (OPFOR) element is engaged with enemy base defense forces. The enemy forces are withdrawing under pressure.

**STANDARD:** The OPFOR element maintains enemy contact while the enemy withdraws. 1. Engages the enemy forces decisively. 2. Advances the OPFOR as the enemy forces withdraw. 3. Inflicts heavy casualties. 4. Captures the members of the enemy force. 5. Captures documents and equipment. 6. Safeguards captured documents, equipment, and personnel.

**TASK:** Conduct an Ambush (5-OPFOR-0007)

**CONDITION:** The enemy is moving in a convoy. The opposing forces (OPFOR) element is positioned along the enemy's route.

**STANDARD:** The OPFOR element inflicts casualties on the enemy and causes vehicle and equipment damage. 1. Prepares an ambush site before the element arrives. 2. Surprises march element forces. 3. Inflicts heavy casualties within the designated kill zone. 4. Inflicts heavy damage to vehicles and equipment within the designated kill zone. 5. Delays the march element from reaching a specified destination for a specified period of time. 6. Withdraws on order. 7. Sustains no casualties. 8. Reports actions to superiors.

**ELEMENTS:** Company  
 Company Headquarters  
 Maintenance Section  
 Three Engineer Platoon Headquarters  
 Nine Engineer Squads  
 Assault and Obstacle Platoon Headquarters  
 Obstacle Section  
 Three Assault Sections  
 Regimental Engineer Section  
 Combat Medical Section

**TASK:** Prepare for a Nuclear Attack (03-3-C206.05-T01A)  
 (FM 3-4) (FM 3-100) (FM 3-3)

**ITERATION:** 1 2 3 4 5 M (Circle)

**COMMANDER/LEADER ASSESSMENT:** T P U (Circle)

**CONDITIONS:** The unit receives notice that a nuclear attack is probable and must initiate actions to minimize casualties and damage. Some iterations of this task should be performed in MOPP4.

**TASK STANDARDS:** The unit hardens and shields positions and equipment and conducts periodic monitoring. The time required to perform this task is increased when conducting it in mission-oriented protection posture (MOPP) 4.

TASK STEPS AND PERFORMANCE MEASURES	GO	NO-GO
* 1. The element leader issues a warning order to subordinate units, ensuring that all soldiers understand the order.  2. The unit begins defensive preparation for a nuclear attack. a. Placed vehicles and equipment for the best terrain shielding (hill masses, slopes, culverts, depressions). b. Turned off and disconnected nonessential electronic equipment according to the unit's standing operating procedure (SOP). c. Tied down essential antennas. d. Took down nonessential antenna leads according to the unit's SOP or other guidance. e. Improved shelters with consideration for blast, thermal, and radiation effects. f. Zeroed dosimeters. g. Secured loose, flammable, or explosive items and food or water containers to protect them from nuclear-weapons effects. h. Took cover in hardened shelters (if available). i. Used field-expedient shelters.  3. The unit takes additional actions consistent with the tactical situation. a. Continued periodic monitoring. b. Reported all dose-rate and dosimeter readings to higher headquarters (HQ).		

TASK PERFORMANCE / EVALUATION SUMMARY BLOCK							
ITERATION	1	2	3	4	5	M	TOTAL
TOTAL TASK STEPS EVALUATED							
TOTAL TASK STEPS "GO"							
TRAINING STATUS "GO"/"NO-GO"							

"\*" indicates a leader task step.

**SUPPORTING INDIVIDUAL TASKS: NONE**

**SUPPORTING COLLECTIVE TASKS: NONE**

**OPFOR TASKS AND STANDARDS**

**TASK:** Disrupt Movement (5-OPFOR-0014)

**CONDITION:** The enemy is expected to move through the opposing forces (OPFOR) element's area of operations. The OPFOR element has received an operation order (OPORD) or fragmentary order (FRAGO) to disrupt enemy movement. The enemy has the capability to defend with direct fire and antiarmor weapons.

**STANDARD:** The OPFOR element delays enemy movement. 1. Delays the element. 2. Forces the element to deviate from its route. 3. Prevents the element from reaching its destination. 4. Surprises the element's main body.

**TASK:** Disrupt Defensive Preparations (5-OPFOR-0018)

**CONDITION:** The opposing forces (OPFOR) element has located the enemy. Priority intelligence requirements (PIR) and other intelligence requirements obtained by OPFOR patrols indicate that the enemy elements are establishing defensive positions. The OPFOR element has automatic and antiarmor weapons and light mortars.

**STANDARD:** The OPFOR element disrupts and delays the enemy's defensive preparations. 1. Locates and penetrates the enemy's security system. 2. Forces the enemy to delay defensive preparations. 3. Disrupts the enemy's obstacle preparations.

**TASK:** Defeat Obstacles (5-OPFOR-0009)

**CONDITION:** The opposing forces (OPFOR) element encounters an obstacle that blocks the avenue of approach as it advances upon the enemy forces.

**STANDARD:** The OPFOR element bypasses or breaches the enemy obstacle. 1. Detects the obstacle before halting its main body. 2. Defeats the obstacle. a. Bypasses the obstacle without entering the engagement areas. b. Breaches the obstacle within 45 minutes and passes its entire force through the obstacle. 3. Does not incur degradation to the point that the mission must be discontinued.

**TASK:** Disrupt a Route Reconnaissance (5-OPFOR-0021)

**CONDITION:** The enemy is conducting a route reconnaissance. The opposing forces (OPFOR) element is positioned along the enemy's route.

**STANDARD:** The OPFOR element attempts to disrupt a squad/section conducting a route reconnaissance. 1. Prevents the unit from meeting its specified time schedule. 2. Forces the unit to deviate from its specified route. 3. Prevents the unit from reaching its assigned destination. 4. Surprises the squad/section. 5. Inflicts casualties on the unit.

**TASK:** Conduct Terrorist and Saboteur Attacks (5-OPFOR-0005)

**CONDITION:** The opposing forces (OPFOR) element dispatches small teams into the enemy's rear area to disrupt combat service support (CSS) operations.

**STANDARD:** The enemy sustains disrupted command and control (C2), destroyed equipment and supplies, and light casualties. 1. Locates rear support bases and C2 facilities. 2. Delays and disrupts CSS operations through probes. 3. Infiltrates CSS bases to conduct sabotage and terrorist activities. 4. Inflicts light casualties. 5. Destroys supplies and equipment.

**TASK:** Disrupt a Net Control Station (NCS) (5-OPFOR-0019)

**CONDITION:** The enemy has established a NCS. The opposing forces (OPFOR) element has radio and jamming equipment.

**STANDARD:** The OPFOR element attempts to disrupt an NCS. 1. Attempts to locate the radio frequency that the unit is operating on. 2. Attempts to enter the radio net. 3. Attempts to issue "bogus" orders to a unit on the net. 4. Jams the radio frequency and forces the unit to go to an alternate frequency.

**TASK:** Disrupt Construction of Vehicle Fighting Positions (5-OPFOR-0020)

**CONDITION:** The opposing forces (OPFOR) element has located the enemy. The priority intelligence requirements (PIR) and other intelligence obtained by OPFOR patrols indicate the enemy is constructing vehicle fighting positions within its defensive area. The OPFOR element has automatic and antiarmor weapons and light mortars.

**STANDARD:** The OPFOR element attempts to disrupt the enemy's efforts to establish vehicle fighting positions. 1. Locates the defensive area. 2. Surprises the main body. 3. Penetrates the defensive area with squad-size probes. 4. Inflicts casualties on the unit. 5. Destroys vehicles. 6. Disrupts the unit's preparations (prevents or delays beyond the unit's allotted time).

**TASK:** Conduct an Aerial Reconnaissance (5-OPFOR-0010)

**CONDITION:** The opposing forces (OPFOR) headquarters (HQ) element requires intelligence on the locations and identification of enemy elements. An aircraft is dispatched to take photographs and make a visual inspection of the enemy rear area.

**STANDARD:** The OPFOR element gathers photograph intelligence of the enemy. 1. Photographs the assigned sectors. 2. Makes quick visual checks where the ceiling is low. 3. Locates enemy positions in the area, particularly support and storage bases, and command and control (C2) facilities. 4. Sustains no loss of aircraft. 5. Reports priority intelligence requirements (PIR) and other information requirements to the OPFOR HQ.

**TASK:** Disrupt an Engineer Reconnaissance (5-OPFOR-0022)

**CONDITION:** The enemy is conducting an engineer reconnaissance. The opposing forces (OPFOR) element is positioned along the enemy's route.

**STANDARD:** The OPFOR element disrupts an engineer reconnaissance. 1. Prevents the unit from meeting its specified time schedule. 2. Forces the unit to deviate from its specified route. 3. Prevents the unit from accomplishing its assigned engineer reconnaissance. 4. Surprises the unit conducting the reconnaissance.

**TASK:** Conduct an Attack (5-OPFOR-0008)

**CONDITION:** The enemy is conducting tactical operations. The opposing forces (OPFOR) element receives orders to attack the enemy, the area of occupation, or the main supply route (MSR) with smoke.

**STANDARD:** The OPFOR element disrupts the enemy's movement and smoke operations. 1. Determines the delivery method of the smoke attack. 2. Locates the target. 3. Delivers the smoke attack downwind. 4. Attacks the enemy with smoke, and surge attacks when the enemy responds to the smoke.

**TASK:** Disrupt Quartering Party Operations (5-OPFOR-0017)

**CONDITION:** The enemy is conducting quartering party operations. It has established an assembly area (AA) but has not moved in the main body.

**STANDARD:** The opposing forces (OPFOR) element attempts to disrupt quartering party operations and infiltrate the enemy's AA. 1. Locates the quartering party and the AA. 2. Surprises the main body. 3. Penetrates the AA with squad-size probes. 4. Inflicts personnel casualties and vehicle damage. 5. Disrupts the unit's preparations (prevents or delays beyond the unit's allotted time).

**TASK:** Disrupt Enemy Movement and Operations Using Tactical Nuclear Weapons (5-OPFOR-0016)

**CONDITION:** The opposing forces (OPFOR) element has located the enemy. Priority intelligence requirements (PIR) and other intelligence requirements have been obtained by OPFOR patrols. Tactical nuclear weapons are employed against key locations in the rear area.

**STANDARD:** The OPFOR element disrupts enemy movement and operations. 1. Disrupts or delays the movement of the enemy's equipment and supplies to the forward areas. 2. Destroys enemy equipment and supplies. 3. Inflicts a high rate of nuclear casualties among the enemy forces. 4. Denies the enemy the use of specified areas. 5. Contaminates the enemy's equipment and supplies.

**TASK:** Disrupt Assembly Area (AA) Activities (5-OPFOR-0013)

**CONDITION:** Intelligence reports indicate that platoon- and company-size enemy units are operating in the opposing forces (OPFOR) area of operations. Enemy units can defend from AAs with direct fire, antiarmor weapons, and indirect fire. The enemy has close air support (CAS) and nuclear, biological, and chemical (NBC) capabilities.

**STANDARD:** The OPFOR element locates and disrupts the enemy's AA activities. 1. Locates the element's AA. 2. Probes the AA with squad- or team-size elements. 3. Inflicts more than 5 percent casualties on the element. 4. Disrupts the element's preparations (prevents or delays beyond the element's allotted time).

**TASK:** Disrupt Enemy Movement and Operations Using Persistent and Nonpersistent Chemical Weapons (5-OPFOR-0015)

**CONDITION:** The opposing forces (OPFOR) element has located the enemy. Priority intelligence requirements (PIR) and other intelligence requirements have been obtained by OPFOR patrols. The OPFOR units deliver chemical agents, by means of conventional artillery weapons or aircraft, along selected supply routes and key bases in the rear area.



**STANDARD:** The OPFOR element disrupts enemy movement and operations using persistent and nonpersistent chemical weapons. 1. Delivers chemical agents in low and densely wooded areas. 2. Delays the movement of enemy supplies and equipment to the forward areas. 3. Restricts the movement of the enemy units in the rear area. 4. Channels the movement of enemy units into predesignated ambush areas. 5. Contaminates enemy supplies and equipment. 6. Inflicts a high rate of casualties on enemy forces.

**TASK:** Counter Passage of Lines (5-OPFOR-0012)

**CONDITION:** Enemy forces are in defensive positions, but they are expected to attempt passage-of-lines operations. The opposing forces (OPFOR) received orders to disrupt enemy passage-of-lines operations.

**STANDARD:** The OPFOR element delays or prevents enemy passage of lines. 1. Delays the passage. 2. Prevents the company from moving all personnel through the stationary unit. 3. Engages the main body of either the moving or the stationary unit.

**TASK:** Conduct Air Attacks (5-OPFOR-0002)

**CONDITION:** The opposing forces (OPFOR) element in the rear area has forwarded the positions of the enemy support sites or the locations of moving elements. The OPFOR aircraft have been dispatched to attack enemy installations or convoys.

**STANDARD:** The OPFOR element attempts to delay, disrupt, or damage the enemy targets by air. 1. Locates the target (support sites or convoys). 2. Makes attack runs on the designated targets. 3. Inflicts heavy damage to the selected target. 4. Sustains no loss of aircraft. 5. Delays moving the force for more than one hour.

**TASK:** Surrender to the Capturing Unit on the Battlefield (5-OPFOR-0024)

**CONDITION:** The enemy has captured the opposing forces (OPFOR) element's soldiers, documents, and equipment sensitive to the OPFOR tactical operations.

**STANDARD:** The OPFOR soldiers retain or destroy documents and equipment. The OPFOR element surrenders documents and equipment of no tactical use to the enemy and attempts to conceal or destroy items of tactical value. The OPFOR element attempts escape and evasion. 1. Prevents the successful capture of documents and equipment. 2. Destroys documents and equipment. 3. Removes identifying markings from equipment. 4. Removes unit-identifying insignia. 5. Provides misleading information. 6. Plans an escape. 7. Delays movement to the nearest collection point. 8. Prevents safeguarding of enemy prisoners of war (EPWs) in order to cause embarrassment to the United States (US).

**TASK:** Conduct a Raid (5-OPFOR-0004)

**CONDITION:** The opposing forces (OPFOR) element has occupied an objective rally point and has orders to conduct a raid on a combat service support (CSS) base.

**STANDARD:** The OPFOR element infiltrates the enemy's base and destroys all of the targets. 1. Surprises the enemy forces. 2. Assaults the support base and accomplishes the assigned tasks. 3. Destroys the specified equipment and supplies. 4. Avoids being decisively engaged. 5. Withdraws all personnel from the objective areas within the time prescribed. 6. Obtains all priority intelligence requirements (PIR) from the raid site. 7. Sustains only light casualties from enemy fire.

**TASK:** Attack (5-OPFOR-0001)

**CONDITION:** The opposing forces (OPFOR) element has located the enemy. The priority intelligence requirements (PIR) and other intelligence requirements have been obtained by OPFOR patrols. The OPFOR element has automatic and antiarmor weapons and light mortars.

**STANDARD:** The OPFOR element attempts to seize the terrain, vehicles, or equipment. 1. Develops an attack plan. 2. Surprises the enemy unit's main body. 3. Initiates the attack using a scheme of maneuver that exploits the enemy's flanks, gaps, and weaknesses. 4. Uses covered and concealed routes to approach the enemy forces' flanks, gaps, or weakly held areas. 5. Employs indirect fire to support the attack. 6. Penetrates enemy defenses. 7. Destroys equipment and supplies. 8. Inflicts heavy casualties. 9. Isolates the combat service support (CSS) base by blocking reinforcements. 10. Forces enemy units to displace. 11. Avoids being fixed in one position. 12. Withdraws before the CSS base is reinforced with tactical combat forces.

**TASK:** Conduct Sniper Operations (5-OPFOR-0006)

**CONDITION:** The opposing forces (OPFOR) element has assigned snipers (regular or irregular elements) in the enemy's rear area along the main supply route (MSR) and near support sites.

**STANDARD:** The OPFOR element kills or wounds targets. 1. Sets up a well-concealed location. 2. Engages vehicle drivers or personnel on foot with short bursts of semiautomatic fire. 3. Kills or wounds selected targets. 4. Prevents the position from being discovered by enemy forces. 5. Evacuates the area without being spotted. 6. Reports all specified priority intelligence requirements (PIR) and other intelligence requirements to the OPFOR headquarters (HQ).

**TASK:** Defend a Minefield (5-OPFOR-0023)

**CONDITION:** The enemy is conducting a minefield sweeping operation. The opposing forces (OPFOR) element has a minefield placed in the enemy's path. The minefield is under constant observation and fire.

**STANDARD:** The OPFOR element defends a minefield against an enemy element conducting a minefield sweeping operation. 1. Prevents the unit from detecting the obstacle. 2. Disrupts the minefield sweeping operation. 3. Prevents the unit from conducting the minefield sweeping operation, prevents the unit from moving all personnel through the breach, or delays the completion of the minefield sweeping operation for more than 45 minutes.

**TASK:** Maintain Contact (5-OPFOR-0003)

**CONDITION:** The opposing forces (OPFOR) element is engaged with enemy base defense forces. The enemy forces are withdrawing under pressure.

**STANDARD:** The OPFOR element maintains enemy contact while the enemy withdraws. 1. Engages the enemy forces decisively. 2. Advances the OPFOR as the enemy forces withdraw. 3. Inflicts heavy casualties. 4. Captures the members of the enemy force. 5. Captures documents and equipment. 6. Safeguards captured documents, equipment, and personnel.

**TASK:** Conduct an Ambush (5-OPFOR-0007)

**CONDITION:** The enemy is moving in a convoy. The opposing forces (OPFOR) element is positioned along the enemy's route.

**STANDARD:** The OPFOR element inflicts casualties on the enemy and causes vehicle and equipment damage. 1. Prepares an ambush site before the element arrives. 2. Surprises march element forces. 3. Inflicts heavy casualties within the designated kill zone. 4. Inflicts heavy damage to vehicles and equipment within the designated kill zone. 5. Delays the march element from reaching a specified destination for a specified period of time. 6. Withdraws on order. 7. Sustains no casualties. 8. Reports actions to superiors.

- ELEMENTS:** Company  
 Company Headquarters  
 Maintenance Section  
 Three Engineer Platoon Headquarters  
 Nine Engineer Squads  
 Assault and Obstacle Platoon Headquarters  
 Obstacle Section  
 Three Assault Sections  
 Regimental Engineer Section  
 Combat Medical Section

**TASK:** Cross a Radiologically Contaminated Area (03-3-C208.05-T01A)  
 (FM 3-3) (FM 3-100) (FM 3-11)  
 (FM 3-4)

**ITERATION:** 1 2 3 4 5 M (Circle)  
**COMMANDER/LEADER ASSESSMENT:** T P U (Circle)

**CONDITIONS:** The unit receives orders to cross a radiologically contaminated area. The approximate boundaries of the area are known or marked. Some iterations of this task should be performed in MOPP4.

**TASK STANDARDS:** The unit crosses the contaminated area by the shortest, fastest route available without incurring radiation casualties or spreading contamination. The time required to perform this task is increased when conducting it in mission-oriented protection posture (MOPP) 4.

TASK STEPS AND PERFORMANCE MEASURES	GO	NO-GO
<p>* 1. Unit leaders prepare for the crossing.</p> <ul style="list-style-type: none"> <li>a. Directed individuals who may be exposed to radioactive dust particles to cover their noses and mouths with handkerchiefs or clean rags, roll their sleeves down, and wear gloves.</li> <li>b. Received operational-exposure guidance (OEG) from the commander (turn back the dose/turn back the dose rate).</li> <li>c. Ensured that radiation, detection, indication, and computation (RADIAC-) equipment operators checked the instruments.</li> </ul> <p>2. The unit prepares for the crossing.</p> <ul style="list-style-type: none"> <li>a. Identified extra shielding requirements (for example, use sandbags on the vehicle's floor).</li> <li>b. Placed externally stored equipment inside the vehicle or covered it with available material.</li> <li>c. Started continuous monitoring.</li> </ul> <p>3. The unit crosses the area.</p> <ul style="list-style-type: none"> <li>a. Avoided stirring up dust.</li> <li>b. Kept out of the dust cloud by increasing the intervals and distances between the vehicles.</li> <li>c. Conducted movement as rapidly as possible (tracked vehicles should be buttoned up).</li> </ul> <p>4. The unit performs immediate decontamination of personnel and equipment.</p> <ul style="list-style-type: none"> <li>a. Checked for casualties.</li> <li>b. Reported casualties (if applicable).</li> <li>c. Conducted necessary decontamination.</li> </ul>		

TASK STEPS AND PERFORMANCE MEASURES	GO	NO-GO
d. Evacuated casualties. e. Continued the mission.		

TASK PERFORMANCE / EVALUATION SUMMARY BLOCK							
ITERATION	1	2	3	4	5	M	TOTAL
TOTAL TASK STEPS EVALUATED							
TOTAL TASK STEPS "GO"							
TRAINING STATUS "GO"/"NO-GO"							

"\*" indicates a leader task step.

### SUPPORTING INDIVIDUAL TASKS

Task Number	Task Title	References
031-503-3006	Supervise Radiation Monitoring	STP 21-24-SMCT
031-503-4003	Control Unit Radiation Exposure	STP 21-24-SMCT

### SUPPORTING COLLECTIVE TASKS: NONE

### OPFOR TASKS AND STANDARDS

**TASK:** Disrupt Movement (5-OPFOR-0014)

**CONDITION:** The enemy is expected to move through the opposing forces (OPFOR) element's area of operations. The OPFOR element has received an operation order (OPORD) or fragmentary order (FRAGO) to disrupt enemy movement. The enemy has the capability to defend with direct fire and antiarmor weapons.

**STANDARD:** The OPFOR element delays enemy movement. 1. Delays the element. 2. Forces the element to deviate from its route. 3. Prevents the element from reaching its destination. 4. Surprises the element's main body.

**TASK:** Disrupt Defensive Preparations (5-OPFOR-0018)

**CONDITION:** The opposing forces (OPFOR) element has located the enemy. Priority intelligence requirements (PIR) and other intelligence requirements obtained by OPFOR patrols indicate that the enemy elements are establishing defensive positions. The OPFOR element has automatic and antiarmor weapons and light mortars.

**STANDARD:** The OPFOR element disrupts and delays the enemy's defensive preparations. 1. Locates and penetrates the enemy's security system. 2. Forces the enemy to delay defensive preparations. 3. Disrupts the enemy's obstacle preparations.

**TASK:** Defeat Obstacles (5-OPFOR-0009)

**CONDITION:** The opposing forces (OPFOR) element encounters an obstacle that blocks the avenue of approach as it advances upon the enemy forces.

**STANDARD:** The OPFOR element bypasses or breaches the enemy obstacle. 1. Detects the obstacle before halting its main body. 2. Defeats the obstacle. a. Bypasses the obstacle without entering the engagement areas. b. Breaches the obstacle within 45 minutes and passes its entire force through the obstacle. 3. Does not incur degradation to the point that the mission must be discontinued.

**TASK:** Disrupt a Route Reconnaissance (5-OPFOR-0021)

**CONDITION:** The enemy is conducting a route reconnaissance. The opposing forces (OPFOR) element is positioned along the enemy's route.

**STANDARD:** The OPFOR element attempts to disrupt a squad/section conducting a route reconnaissance. 1. Prevents the unit from meeting its specified time schedule. 2. Forces the unit to deviate from its specified route. 3. Prevents the unit from reaching its assigned destination. 4. Surprises the squad/section. 5. Inflicts casualties on the unit.

**TASK:** Conduct Terrorist and Saboteur Attacks (5-OPFOR-0005)

**CONDITION:** The opposing forces (OPFOR) element dispatches small teams into the enemy's rear area to disrupt combat service support (CSS) operations.

**STANDARD:** The enemy sustains disrupted command and control (C2), destroyed equipment and supplies, and light casualties. 1. Locates rear support bases and C2 facilities. 2. Delays and disrupts CSS operations through probes. 3. Infiltrates CSS bases to conduct sabotage and terrorist activities. 4. Inflicts light casualties. 5. Destroys supplies and equipment.

**TASK:** Disrupt a Net Control Station (NCS) (5-OPFOR-0019)

**CONDITION:** The enemy has established a NCS. The opposing forces (OPFOR) element has radio and jamming equipment.

**STANDARD:** The OPFOR element attempts to disrupt an NCS. 1. Attempts to locate the radio frequency that the unit is operating on. 2. Attempts to enter the radio net. 3. Attempts to issue "bogus" orders to a unit on the net. 4. Jams the radio frequency and forces the unit to go to an alternate frequency.

**TASK:** Disrupt Construction of Vehicle Fighting Positions (5-OPFOR-0020)

**CONDITION:** The opposing forces (OPFOR) element has located the enemy. The priority intelligence requirements (PIR) and other intelligence obtained by OPFOR patrols indicate the enemy is constructing vehicle fighting positions within its defensive area. The OPFOR element has automatic and antiarmor weapons and light mortars.

**STANDARD:** The OPFOR element attempts to disrupt the enemy's efforts to establish vehicle fighting positions. 1. Locates the defensive area. 2. Surprises the main body. 3. Penetrates the defensive area with squad-size probes. 4. Inflicts casualties on the unit. 5. Destroys vehicles. 6. Disrupts the unit's preparations (prevents or delays beyond the unit's allotted time).

**TASK:** Conduct an Aerial Reconnaissance (5-OPFOR-0010)

**CONDITION:** The opposing forces (OPFOR) headquarters (HQ) element requires intelligence on the locations and identification of enemy elements. An aircraft is dispatched to take photographs and make a visual inspection of the enemy rear area.

**STANDARD:** The OPFOR element gathers photograph intelligence of the enemy. 1. Photographs the assigned sectors. 2. Makes quick visual checks where the ceiling is low. 3. Locates enemy positions in the area, particularly support and storage bases, and command and control (C2) facilities. 4. Sustains no loss of aircraft. 5. Reports priority intelligence requirements (PIR) and other information requirements to the OPFOR HQ.

**TASK:** Disrupt an Engineer Reconnaissance (5-OPFOR-0022)

**CONDITION:** The enemy is conducting an engineer reconnaissance. The opposing forces (OPFOR) element is positioned along the enemy's route.

**STANDARD:** The OPFOR element disrupts an engineer reconnaissance. 1. Prevents the unit from meeting its specified time schedule. 2. Forces the unit to deviate from its specified route. 3. Prevents the unit from accomplishing its assigned engineer reconnaissance. 4. Surprises the unit conducting the reconnaissance.

**TASK:** Conduct an Attack (5-OPFOR-0008)

**CONDITION:** The enemy is conducting tactical operations. The opposing forces (OPFOR) element receives orders to attack the enemy, the area of occupation, or the main supply route (MSR) with smoke.

**STANDARD:** The OPFOR element disrupts the enemy's movement and smoke operations. 1. Determines the delivery method of the smoke attack. 2. Locates the target. 3. Delivers the smoke attack downwind. 4. Attacks the enemy with smoke, and surge attacks when the enemy responds to the smoke.

**TASK:** Disrupt Quartering Party Operations (5-OPFOR-0017)

**CONDITION:** The enemy is conducting quartering party operations. It has established an assembly area (AA) but has not moved in the main body.

**STANDARD:** The opposing forces (OPFOR) element attempts to disrupt quartering party operations and infiltrate the enemy's AA. 1. Locates the quartering party and the AA. 2. Surprises the main body. 3. Penetrates the AA with squad-size probes. 4. Inflicts personnel casualties and vehicle damage. 5. Disrupts the unit's preparations (prevents or delays beyond the unit's allotted time).

**TASK:** Disrupt Enemy Movement and Operations Using Tactical Nuclear Weapons (5-OPFOR-0016)

**CONDITION:** The opposing forces (OPFOR) element has located the enemy. Priority intelligence requirements (PIR) and other intelligence requirements have been obtained by OPFOR patrols. Tactical nuclear weapons are employed against key locations in the rear area.

**STANDARD:** The OPFOR element disrupts enemy movement and operations. 1. Disrupts or delays the movement of the enemy's equipment and supplies to the forward areas. 2. Destroys enemy equipment and supplies. 3. Inflicts a high rate of nuclear casualties among the enemy forces. 4. Denies the enemy the use of specified areas. 5. Contaminates the enemy's equipment and supplies.

**TASK:** Disrupt Assembly Area (AA) Activities (5-OPFOR-0013)

**CONDITION:** Intelligence reports indicate that platoon- and company-size enemy units are operating in the opposing forces (OPFOR) area of operations. Enemy units can defend from AAs with direct fire, antiarmor weapons, and indirect fire. The enemy has close air support (CAS) and nuclear, biological, and chemical (NBC) capabilities.

**STANDARD:** The OPFOR element locates and disrupts the enemy's AA activities. 1. Locates the element's AA. 2. Probes the AA with squad- or team-size elements. 3. Inflicts more than 5 percent casualties on the element. 4. Disrupts the element's preparations (prevents or delays beyond the element's allotted time).

**TASK:** Disrupt Enemy Movement and Operations Using Persistent and Nonpersistent Chemical Weapons (5-OPFOR-0015)

**CONDITION:** The opposing forces (OPFOR) element has located the enemy. Priority intelligence requirements (PIR) and other intelligence requirements have been obtained by OPFOR patrols. The OPFOR units deliver chemical agents, by means of conventional artillery weapons or aircraft, along selected supply routes and key bases in the rear area.

**STANDARD:** The OPFOR element disrupts enemy movement and operations using persistent and nonpersistent chemical weapons. 1. Delivers chemical agents in low and densely wooded areas. 2. Delays the movement of enemy supplies and equipment to the forward areas. 3. Restricts the movement of the enemy units in the rear area. 4. Channels the movement of enemy units into predesignated ambush areas. 5. Contaminates enemy supplies and equipment. 6. Inflicts a high rate of casualties on enemy forces.

**TASK:** Counter Passage of Lines (5-OPFOR-0012)

**CONDITION:** Enemy forces are in defensive positions, but they are expected to attempt passage-of-lines operations. The opposing forces (OPFOR) received orders to disrupt enemy passage-of-lines operations.

**STANDARD:** The OPFOR element delays or prevents enemy passage of lines. 1. Delays the passage. 2. Prevents the company from moving all personnel through the stationary unit. 3. Engages the main body of either the moving or the stationary unit.

**TASK:** Conduct Air Attacks (5-OPFOR-0002)

**CONDITION:** The opposing forces (OPFOR) element in the rear area has forwarded the positions of the enemy support sites or the locations of moving elements. The OPFOR aircraft have been dispatched to attack enemy installations or convoys.

**STANDARD:** The OPFOR element attempts to delay, disrupt, or damage the enemy targets by air. 1. Locates the target (support sites or convoys). 2. Makes attack runs on the designated targets. 3. Inflicts heavy damage to the selected target. 4. Sustains no loss of aircraft. 5. Delays moving the force for more than one hour.

**TASK:** Surrender to the Capturing Unit on the Battlefield (5-OPFOR-0024)

**CONDITION:** The enemy has captured the opposing forces (OPFOR) element's soldiers, documents, and equipment sensitive to the OPFOR tactical operations.

**STANDARD:** The OPFOR soldiers retain or destroy documents and equipment. The OPFOR element surrenders documents and equipment of no tactical use to the enemy and attempts to conceal or destroy items of tactical value. The OPFOR element attempts escape and evasion. 1. Prevents the successful capture of documents and equipment. 2. Destroys documents and equipment. 3. Removes identifying markings from equipment. 4. Removes unit-identifying insignia. 5. Provides misleading information. 6. Plans an escape. 7. Delays movement to the nearest collection point. 8. Prevents safeguarding of enemy prisoners of war (EPWs) in order to cause embarrassment to the United States (US).

**TASK:** Conduct a Raid (5-OPFOR-0004)

**CONDITION:** The opposing forces (OPFOR) element has occupied an objective rally point and has orders to conduct a raid on a combat service support (CSS) base.

**STANDARD:** The OPFOR element infiltrates the enemy's base and destroys all of the targets. 1. Surprises the enemy forces. 2. Assaults the support base and accomplishes the assigned tasks. 3. Destroys the specified equipment and supplies. 4. Avoids being decisively engaged. 5. Withdraws all personnel from the objective areas within the time prescribed. 6. Obtains all priority intelligence requirements (PIR) from the raid site. 7. Sustains only light casualties from enemy fire.

**TASK:** Attack (5-OPFOR-0001)

**CONDITION:** The opposing forces (OPFOR) element has located the enemy. The priority intelligence requirements (PIR) and other intelligence requirements have been obtained by OPFOR patrols. The OPFOR element has automatic and antiarmor weapons and light mortars.

**STANDARD:** The OPFOR element attempts to seize the terrain, vehicles, or equipment. 1. Develops an attack plan. 2. Surprises the enemy unit's main body. 3. Initiates the attack using a scheme of maneuver that exploits the enemy's flanks, gaps, and weaknesses. 4. Uses covered and concealed routes to approach the enemy forces' flanks, gaps, or weakly held areas. 5. Employs indirect fire to support the attack. 6. Penetrates enemy defenses. 7. Destroys equipment and supplies. 8. Inflicts heavy casualties. 9. Isolates the combat service support (CSS) base by blocking reinforcements. 10. Forces enemy units to displace. 11. Avoids being fixed in one position. 12. Withdraws before the CSS base is reinforced with tactical combat forces.

**TASK:** Conduct Sniper Operations (5-OPFOR-0006)

**CONDITION:** The opposing forces (OPFOR) element has assigned snipers (regular or irregular elements) in the enemy's rear area along the main supply route (MSR) and near support sites.

**STANDARD:** The OPFOR element kills or wounds targets. 1. Sets up a well-concealed location. 2. Engages vehicle drivers or personnel on foot with short bursts of semiautomatic fire. 3. Kills or wounds selected targets. 4. Prevents the position from being discovered by enemy forces. 5. Evacuates the area without being spotted. 6. Reports all specified priority intelligence requirements (PIR) and other intelligence requirements to the OPFOR headquarters (HQ).

**TASK:** Defend a Minefield (5-OPFOR-0023)

**CONDITION:** The enemy is conducting a minefield sweeping operation. The opposing forces (OPFOR) element has a minefield placed in the enemy's path. The minefield is under constant observation and fire.

**STANDARD:** The OPFOR element defends a minefield against an enemy element conducting a minefield sweeping operation. 1. Prevents the unit from detecting the obstacle. 2. Disrupts the minefield sweeping operation. 3. Prevents the unit from conducting the minefield sweeping operation, prevents the unit from moving all personnel through the breach, or delays the completion of the minefield sweeping operation for more than 45 minutes.

**TASK:** Maintain Contact (5-OPFOR-0003)

**CONDITION:** The opposing forces (OPFOR) element is engaged with enemy base defense forces. The enemy forces are withdrawing under pressure.

**STANDARD:** The OPFOR element maintains enemy contact while the enemy withdraws. 1. Engages the enemy forces decisively. 2. Advances the OPFOR as the enemy forces withdraw. 3. Inflicts heavy casualties. 4. Captures the members of the enemy force. 5. Captures documents and equipment. 6. Safeguards captured documents, equipment, and personnel.



**TASK:** Conduct an Ambush (5-OPFOR-0007)

**CONDITION:** The enemy is moving in a convoy. The opposing forces (OPFOR) element is positioned along the enemy's route.

**STANDARD:** The OPFOR element inflicts casualties on the enemy and causes vehicle and equipment damage. 1. Prepares an ambush site before the element arrives. 2. Surprises march element forces. 3. Inflicts heavy casualties within the designated kill zone. 4. Inflicts heavy damage to vehicles and equipment within the designated kill zone. 5. Delays the march element from reaching a specified destination for a specified period of time. 6. Withdraws on order. 7. Sustains no casualties. 8. Reports actions to superiors.

- ELEMENTS:** Company  
 Company Headquarters  
 Maintenance Section  
 Three Engineer Platoon Headquarters  
 Nine Engineer Squads  
 Assault and Obstacle Platoon Headquarters  
 Obstacle Section  
 Three Assault Sections  
 Regimental Engineer Section  
 Combat Medical Section

**TASK:** React to Smoke Operations (03-3-C209.05-T01A)  
 (FM 3-50)

**ITERATION:** 1 2 3 4 5 M (Circle)  
**COMMANDER/LEADER ASSESSMENT:** T P U (Circle)

**CONDITIONS:** The unit encounters friendly or enemy smoke while conducting operations. Some iterations of this task should be performed in MOPP4.

**TASK STANDARDS:** The unit exploits the threat smoke or employs friendly smoke to conceal its own activities and continues the mission. The time required to prepare is increased when conducting this task in mission-oriented protection posture (MOPP) 4.

TASK STEPS AND PERFORMANCE MEASURES	GO	NO-GO
<ol style="list-style-type: none"> <li>1. The unit does not allow smoke to impede the performance of the mission.                             <ol style="list-style-type: none"> <li>a. Performed its mission in the presence of smoke.</li> <li>b. Used threat smoke to conceal its own movements.</li> <li>c. Moved to alternate positions to reduce the effects of the threat's use of smoke.</li> <li>d. Considered using countersmoke to conceal their own activities.</li> </ol> </li> <li>2. The unit employs organic smoke-grenade launchers, smoke pots, and smoke hand grenades.                             <ol style="list-style-type: none"> <li>a. Coordinated smoke operations with the unit commander or the supported unit.</li> <li>b. Determined the wind direction and speed.</li> <li>c. Determined where to release the smoke and where it would travel.</li> <li>d. Determined the duration of the smoke operations.</li> <li>e. Determined the effects of weather conditions on its smoke plan.</li> <li>f. Ensured that the smoke covered an area larger than the unit's position.</li> <li>g. Requested smoke support from other units (if organic systems would not accomplish the task).</li> </ol> </li> <li>3. The unit uses target acquisition and guidance systems.                             <ol style="list-style-type: none"> <li>a. Determined what available target acquisition and guidance systems were effective in the smoke.</li> <li>b. Requested and used target acquisition and guidance systems that were effective in the smoke.</li> </ol> </li> <li>* 4. The noncommissioned officer in charge (NCOIC) requests a resupply of smoke munitions when required.                             <ol style="list-style-type: none"> <li>a. Requested smoke grenades and smoke pots.</li> <li>b. Distributed smoke grenades and smoke pots.</li> </ol> </li> </ol>		

TASK PERFORMANCE / EVALUATION SUMMARY BLOCK							
ITERATION	1	2	3	4	5	M	TOTAL
TOTAL TASK STEPS EVALUATED							
TOTAL TASK STEPS "GO"							
TRAINING STATUS "GO"/"NO-GO"							

"\*" indicates a leader task step.

**SUPPORTING INDIVIDUAL TASKS: NONE**

**SUPPORTING COLLECTIVE TASKS: NONE**

#### **OPFOR TASKS AND STANDARDS**

**TASK:** Disrupt Assembly Area (AA) Activities (5-OPFOR-0013)

**CONDITION:** Intelligence reports indicate that platoon- and company-size enemy units are operating in the opposing forces (OPFOR) area of operations. Enemy units can defend from AAs with direct fire, antiarmor weapons, and indirect fire. The enemy has close air support (CAS) and nuclear, biological, and chemical (NBC) capabilities.

**STANDARD:** The OPFOR element locates and disrupts the enemy's AA activities. 1. Locates the element's AA. 2. Probes the AA with squad- or team-size elements. 3. Inflicts more than 5 percent casualties on the element. 4. Disrupts the element's preparations (prevents or delays beyond the element's allotted time).

**TASK:** Disrupt Defensive Preparations (5-OPFOR-0018)

**CONDITION:** The opposing forces (OPFOR) element has located the enemy. Priority intelligence requirements (PIR) and other intelligence requirements obtained by OPFOR patrols indicate that the enemy elements are establishing defensive positions. The OPFOR element has automatic and antiarmor weapons and light mortars.

**STANDARD:** The OPFOR element disrupts and delays the enemy's defensive preparations. 1. Locates and penetrates the enemy's security system. 2. Forces the enemy to delay defensive preparations. 3. Disrupts the enemy's obstacle preparations.

**TASK:** Disrupt Movement (5-OPFOR-0014)

**CONDITION:** The enemy is expected to move through the opposing forces (OPFOR) element's area of operations. The OPFOR element has received an operation order (OPORD) or fragmentary order (FRAGO) to disrupt enemy movement. The enemy has the capability to defend with direct fire and antiarmor weapons.

**STANDARD:** The OPFOR element delays enemy movement. 1. Delays the element. 2. Forces the element to deviate from its route. 3. Prevents the element from reaching its destination. 4. Surprises the element's main body.

**TASK:** Counter Passage of Lines (5-OPFOR-0012)

**CONDITION:** Enemy forces are in defensive positions, but they are expected to attempt passage-of-lines operations. The opposing forces (OPFOR) received orders to disrupt enemy passage-of-lines operations.

**STANDARD:** The OPFOR element delays or prevents enemy passage of lines. 1. Delays the passage. 2. Prevents the company from moving all personnel through the stationary unit. 3. Engages the main body of either the moving or the stationary unit.

**TASK:** Defeat Obstacles (5-OPFOR-0009)

**CONDITION:** The opposing forces (OPFOR) element encounters an obstacle that blocks the avenue of approach as it advances upon the enemy forces.

**STANDARD:** The OPFOR element bypasses or breaches the enemy obstacle. 1. Detects the obstacle before halting its main body. 2. Defeats the obstacle. a. Bypasses the obstacle without entering the engagement areas. b. Breaches the obstacle within 45 minutes and passes its entire force through the obstacle. 3. Does not incur degradation to the point that the mission must be discontinued.

**TASK:** Disrupt a Route Reconnaissance (5-OPFOR-0021)

**CONDITION:** The enemy is conducting a route reconnaissance. The opposing forces (OPFOR) element is positioned along the enemy's route.

**STANDARD:** The OPFOR element attempts to disrupt a squad/section conducting a route reconnaissance. 1. Prevents the unit from meeting its specified time schedule. 2. Forces the unit to deviate from its specified route. 3. Prevents the unit from reaching its assigned destination. 4. Surprises the squad/section. 5. Inflicts casualties on the unit.

**TASK:** Conduct Terrorist and Saboteur Attacks (5-OPFOR-0005)

**CONDITION:** The opposing forces (OPFOR) element dispatches small teams into the enemy's rear area to disrupt combat service support (CSS) operations.

**STANDARD:** The enemy sustains disrupted command and control (C2), destroyed equipment and supplies, and light casualties. 1. Locates rear support bases and C2 facilities. 2. Delays and disrupts CSS operations through probes. 3. Infiltrates CSS bases to conduct sabotage and terrorist activities. 4. Inflicts light casualties. 5. Destroys supplies and equipment.

**TASK:** Disrupt a Net Control Station (NCS) (5-OPFOR-0019)

**CONDITION:** The enemy has established a NCS. The opposing forces (OPFOR) element has radio and jamming equipment.

**STANDARD:** The OPFOR element attempts to disrupt an NCS. 1. Attempts to locate the radio frequency that the unit is operating on. 2. Attempts to enter the radio net. 3. Attempts to issue "bogus" orders to a unit on the net. 4. Jams the radio frequency and forces the unit to go to an alternate frequency.

**TASK:** Disrupt Construction of Vehicle Fighting Positions (5-OPFOR-0020)

**CONDITION:** The opposing forces (OPFOR) element has located the enemy. The priority intelligence requirements (PIR) and other intelligence obtained by OPFOR patrols indicate the enemy is constructing vehicle fighting positions within its defensive area. The OPFOR element has automatic and antiarmor weapons and light mortars.

**STANDARD:** The OPFOR element attempts to disrupt the enemy's efforts to establish vehicle fighting positions. 1. Locates the defensive area. 2. Surprises the main body. 3. Penetrates the defensive area with squad-size probes. 4. Inflicts casualties on the unit. 5. Destroys vehicles. 6. Disrupts the unit's preparations (prevents or delays beyond the unit's allotted time).

**TASK:** Conduct an Aerial Reconnaissance (5-OPFOR-0010)

**CONDITION:** The opposing forces (OPFOR) headquarters (HQ) element requires intelligence on the locations and identification of enemy elements. An aircraft is dispatched to take photographs and make a visual inspection of the enemy rear area.

**STANDARD:** The OPFOR element gathers photograph intelligence of the enemy. 1. Photographs the assigned sectors. 2. Makes quick visual checks where the ceiling is low. 3. Locates enemy positions in the area, particularly support and storage bases, and command and control (C2) facilities. 4. Sustains no loss of aircraft. 5. Reports priority intelligence requirements (PIR) and other information requirements to the OPFOR HQ.

**TASK:** Disrupt an Engineer Reconnaissance (5-OPFOR-0022)

**CONDITION:** The enemy is conducting an engineer reconnaissance. The opposing forces (OPFOR) element is positioned along the enemy's route.

**STANDARD:** The OPFOR element disrupts an engineer reconnaissance. 1. Prevents the unit from meeting its specified time schedule. 2. Forces the unit to deviate from its specified route. 3. Prevents the unit from accomplishing its assigned engineer reconnaissance. 4. Surprises the unit conducting the reconnaissance.

**TASK:** Conduct an Attack (5-OPFOR-0008)

**CONDITION:** The enemy is conducting tactical operations. The opposing forces (OPFOR) element receives orders to attack the enemy, the area of occupation, or the main supply route (MSR) with smoke.

**STANDARD:** The OPFOR element disrupts the enemy's movement and smoke operations. 1. Determines the delivery method of the smoke attack. 2. Locates the target. 3. Delivers the smoke attack downwind. 4. Attacks the enemy with smoke, and surge attacks when the enemy responds to the smoke.

**TASK:** Disrupt Quartering Party Operations (5-OPFOR-0017)

**CONDITION:** The enemy is conducting quartering party operations. It has established an assembly area (AA) but has not moved in the main body.

**STANDARD:** The opposing forces (OPFOR) element attempts to disrupt quartering party operations and infiltrate the enemy's AA. 1. Locates the quartering party and the AA. 2. Surprises the main body. 3. Penetrates the AA with squad-size probes. 4. Inflicts personnel casualties and vehicle damage. 5. Disrupts the unit's preparations (prevents or delays beyond the unit's allotted time).

**TASK:** Disrupt Enemy Movement and Operations Using Tactical Nuclear Weapons (5-OPFOR-0016)

**CONDITION:** The opposing forces (OPFOR) element has located the enemy. Priority intelligence requirements (PIR) and other intelligence requirements have been obtained by OPFOR patrols. Tactical nuclear weapons are employed against key locations in the rear area.

**STANDARD:** The OPFOR element disrupts enemy movement and operations. 1. Disrupts or delays the movement of the enemy's equipment and supplies to the forward areas. 2. Destroys enemy equipment and supplies. 3. Inflicts a high rate of nuclear casualties among the enemy forces. 4. Denies the enemy the use of specified areas. 5. Contaminates the enemy's equipment and supplies.

**TASK:** Disrupt Enemy Movement and Operations Using Persistent and Nonpersistent Chemical Weapons (5-OPFOR-0015)

**CONDITION:** The opposing forces (OPFOR) element has located the enemy. Priority intelligence requirements (PIR) and other intelligence requirements have been obtained by OPFOR patrols. The OPFOR units deliver chemical agents, by means of conventional artillery weapons or aircraft, along selected supply routes and key bases in the rear area.

**STANDARD:** The OPFOR element disrupts enemy movement and operations using persistent and nonpersistent chemical weapons. 1. Delivers chemical agents in low and densely wooded areas. 2. Delays the movement of enemy supplies and equipment to the forward areas. 3. Restricts the movement of the enemy units in the rear area. 4. Channels the movement of enemy units into predesignated ambush areas. 5. Contaminates enemy supplies and equipment. 6. Inflicts a high rate of casualties on enemy forces.

**TASK:** Conduct Air Attacks (5-OPFOR-0002)

**CONDITION:** The opposing forces (OPFOR) element in the rear area has forwarded the positions of the enemy support sites or the locations of moving elements. The OPFOR aircraft have been dispatched to attack enemy installations or convoys.

**STANDARD:** The OPFOR element attempts to delay, disrupt, or damage the enemy targets by air. 1. Locates the target (support sites or convoys). 2. Makes attack runs on the designated targets. 3. Inflicts heavy damage to the selected target. 4. Sustains no loss of aircraft. 5. Delays moving the force for more than one hour.

**TASK:** Surrender to the Capturing Unit on the Battlefield (5-OPFOR-0024)

**CONDITION:** The enemy has captured the opposing forces (OPFOR) element's soldiers, documents, and equipment sensitive to the OPFOR tactical operations.

**STANDARD:** The OPFOR soldiers retain or destroy documents and equipment. The OPFOR element surrenders documents and equipment of no tactical use to the enemy and attempts to conceal or destroy items of tactical value. The OPFOR element attempts escape and evasion. 1. Prevents the successful capture of documents and equipment. 2. Destroys documents and equipment. 3. Removes identifying markings from equipment. 4. Removes unit-identifying insignia. 5. Provides misleading information. 6. Plans an escape. 7. Delays movement to the nearest collection point. 8. Prevents safeguarding of enemy prisoners of war (EPWs) in order to cause embarrassment to the United States (US).

**TASK:** Conduct a Raid (5-OPFOR-0004)

**CONDITION:** The opposing forces (OPFOR) element has occupied an objective rally point and has orders to conduct a raid on a combat service support (CSS) base.

**STANDARD:** The OPFOR element infiltrates the enemy's base and destroys all of the targets. 1. Surprises the enemy forces. 2. Assaults the support base and accomplishes the assigned tasks. 3. Destroys the specified equipment and supplies. 4. Avoids being decisively engaged. 5. Withdraws all personnel from the objective areas within the time prescribed. 6. Obtains all priority intelligence requirements (PIR) from the raid site. 7. Sustains only light casualties from enemy fire.

**TASK:** Attack (5-OPFOR-0001)

**CONDITION:** The opposing forces (OPFOR) element has located the enemy. The priority intelligence requirements (PIR) and other intelligence requirements have been obtained by OPFOR patrols. The OPFOR element has automatic and antiarmor weapons and light mortars.

**STANDARD:** The OPFOR element attempts to seize the terrain, vehicles, or equipment. 1. Develops an attack plan. 2. Surprises the enemy unit's main body. 3. Initiates the attack using a scheme of maneuver that exploits the enemy's flanks, gaps, and weaknesses. 4. Uses covered and concealed routes to approach the enemy forces' flanks, gaps, or weakly held areas. 5. Employs indirect fire to support the attack. 6. Penetrates enemy defenses. 7. Destroys equipment and supplies. 8. Inflicts heavy casualties. 9. Isolates the combat service support (CSS) base by blocking reinforcements. 10. Forces enemy units to displace. 11. Avoids being fixed in one position. 12. Withdraws before the CSS base is reinforced with tactical combat forces.

**TASK:** Conduct Sniper Operations (5-OPFOR-0006)

**CONDITION:** The opposing forces (OPFOR) element has assigned snipers (regular or irregular elements) in the enemy's rear area along the main supply route (MSR) and near support sites.

**STANDARD:** The OPFOR element kills or wounds targets. 1. Sets up a well-concealed location. 2. Engages vehicle drivers or personnel on foot with short bursts of semiautomatic fire. 3. Kills or wounds selected targets. 4. Prevents the position from being discovered by enemy forces. 5. Evacuates the area without being spotted. 6. Reports all specified priority intelligence requirements (PIR) and other intelligence requirements to the OPFOR headquarters (HQ).

**TASK:** Defend a Minefield (5-OPFOR-0023)

**CONDITION:** The enemy is conducting a minefield sweeping operation. The opposing forces (OPFOR) element has a minefield placed in the enemy's path. The minefield is under constant observation and fire.

**STANDARD:** The OPFOR element defends a minefield against an enemy element conducting a minefield sweeping operation. 1. Prevents the unit from detecting the obstacle. 2. Disrupts the minefield sweeping operation. 3. Prevents the unit from conducting the minefield sweeping operation, prevents the unit from moving all personnel through the breach, or delays the completion of the minefield sweeping operation for more than 45 minutes.

**TASK:** Maintain Contact (5-OPFOR-0003)

**CONDITION:** The opposing forces (OPFOR) element is engaged with enemy base defense forces. The enemy forces are withdrawing under pressure.

**STANDARD:** The OPFOR element maintains enemy contact while the enemy withdraws. 1. Engages the enemy forces decisively. 2. Advances the OPFOR as the enemy forces withdraw. 3. Inflicts heavy casualties. 4. Captures the members of the enemy force. 5. Captures documents and equipment. 6. Safeguards captured documents, equipment, and personnel.

**TASK:** Conduct an Ambush (5-OPFOR-0007)

**CONDITION:** The enemy is moving in a convoy. The opposing forces (OPFOR) element is positioned along the enemy's route.

**STANDARD:** The OPFOR element inflicts casualties on the enemy and causes vehicle and equipment damage. 1. Prepares an ambush site before the element arrives. 2. Surprises march element forces. 3. Inflicts heavy casualties within the designated kill zone. 4. Inflicts heavy damage to vehicles and equipment within the designated kill zone. 5. Delays the march element from reaching a specified destination for a specified period of time. 6. Withdraws on order. 7. Sustains no casualties. 8. Reports actions to superiors.



- ELEMENTS:** Company  
 Company Headquarters  
 Maintenance Section  
 Three Engineer Platoon Headquarters  
 Nine Engineer Squads  
 Assault and Obstacle Platoon Headquarters  
 Obstacle Section  
 Three Assault Sections  
 Regimental Engineer Section  
 Combat Medical Section

**TASK:** Respond to the Residual Effects of a Nuclear Attack (03-3-C222.05-T01A)  
 (FM 3-4) (FM 3-100) (FM 3-11)  
 (FM 3-3)

**ITERATION:** 1 2 3 4 5 M (Circle)  
**COMMANDER/LEADER ASSESSMENT:** T P U (Circle)

**CONDITIONS:** The unit is located within a predicted fallout area. The mission does not allow movement from the predicted fallout area. Some iterations of this task should be performed in MOPP4.

**TASK STANDARDS:** The unit takes actions to minimize exposure to residual radiation. The time required to perform this task is increased when conducting it in mission-oriented protection posture (MOPP) 4.

TASK STEPS AND PERFORMANCE MEASURES	GO	NO-GO
<ul style="list-style-type: none"> <li>* 1. Unit leaders prepare the unit for fallout.                             <ul style="list-style-type: none"> <li>a. Ensured that individuals covered their noses and mouths with handkerchiefs or clean rags, rolled their sleeves down, and wore gloves.</li> <li>b. Covered equipment; munitions; petroleum, oil, and lubricants (POL); and food and water containers or placed them inside shelters or vehicles.</li> <li>c. Used shelters, closed vehicles, or available shielding to protect personnel from fallout.</li> <li>d. Ensured that continuous monitoring was maintained using available nuclear, biological, and chemical (NBC) detection and identification equipment.</li> </ul> </li> <li>2. Designated personnel monitor fallout.                             <ul style="list-style-type: none"> <li>a. Maintained total-dose information using available total-dose instruments.</li> <li>b. Ensured that exposure was minimized while the commander determined if relocation to a clean area was necessary or possible.</li> <li>c. Calculated the optimum time of exit.</li> <li>d. Sent NBC 4 reports to higher headquarters (HQ) using secure means when possible.</li> </ul> </li> <li>* 3. The unit leader develops a contingency plan.                             <ul style="list-style-type: none"> <li>a. Used guidance from higher HQ based on the mission and previous radiation exposure.</li> <li>b. Planned for rotation of individuals to minimize exposure.</li> </ul> </li> </ul>		

TASK PERFORMANCE / EVALUATION SUMMARY BLOCK							
ITERATION	1	2	3	4	5	M	TOTAL
TOTAL TASK STEPS EVALUATED							
TOTAL TASK STEPS "GO"							
TRAINING STATUS "GO"/"NO-GO"							

"\*" indicates a leader task step.

**SUPPORTING INDIVIDUAL TASKS**

Task Number	Task Title	References
031-503-3006	Supervise Radiation Monitoring	STP 21-24-SMCT
031-503-4003	Control Unit Radiation Exposure	STP 21-24-SMCT

**SUPPORTING COLLECTIVE TASKS: NONE**

**OPFOR TASKS AND STANDARDS**

**TASK:** Disrupt Defensive Preparations (5-OPFOR-0018)

**CONDITION:** The opposing forces (OPFOR) element has located the enemy. Priority intelligence requirements (PIR) and other intelligence requirements obtained by OPFOR patrols indicate that the enemy elements are establishing defensive positions. The OPFOR element has automatic and antiarmor weapons and light mortars.

**STANDARD:** The OPFOR element disrupts and delays the enemy's defensive preparations. 1. Locates and penetrates the enemy's security system. 2. Forces the enemy to delay defensive preparations. 3. Disrupts the enemy's obstacle preparations.

**TASK:** Disrupt Movement (5-OPFOR-0014)

**CONDITION:** The enemy is expected to move through the opposing forces (OPFOR) element's area of operations. The OPFOR element has received an operation order (OPORD) or fragmentary order (FRAGO) to disrupt enemy movement. The enemy has the capability to defend with direct fire and antiarmor weapons.

**STANDARD:** The OPFOR element delays enemy movement. 1. Delays the element. 2. Forces the element to deviate from its route. 3. Prevents the element from reaching its destination. 4. Surprises the element's main body.

**TASK:** Disrupt Assembly Area (AA) Activities (5-OPFOR-0013)

**CONDITION:** Intelligence reports indicate that platoon- and company-size enemy units are operating in the opposing forces (OPFOR) area of operations. Enemy units can defend from AAs with direct fire, antiarmor weapons, and indirect fire. The enemy has close air support (CAS) and nuclear, biological, and chemical (NBC) capabilities.

**STANDARD:** The OPFOR element locates and disrupts the enemy's AA activities. 1. Locates the element's AA. 2. Probes the AA with squad- or team-size elements. 3. Inflicts more than 5 percent casualties on the element. 4. Disrupts the element's preparations (prevents or delays beyond the element's allotted time).

**TASK:** Defeat Obstacles (5-OPFOR-0009)

**CONDITION:** The opposing forces (OPFOR) element encounters an obstacle that blocks the avenue of approach as it advances upon the enemy forces.

**STANDARD:** The OPFOR element bypasses or breaches the enemy obstacle. 1. Detects the obstacle before halting its main body. 2. Defeats the obstacle. a. Bypasses the obstacle without entering the engagement areas. b. Breaches the obstacle within 45 minutes and passes its entire force through the obstacle. 3. Does not incur degradation to the point that the mission must be discontinued.

**TASK:** Disrupt a Route Reconnaissance (5-OPFOR-0021)

**CONDITION:** The enemy is conducting a route reconnaissance. The opposing forces (OPFOR) element is positioned along the enemy's route.

**STANDARD:** The OPFOR element attempts to disrupt a squad/section conducting a route reconnaissance. 1. Prevents the unit from meeting its specified time schedule. 2. Forces the unit to deviate from its specified route. 3. Prevents the unit from reaching its assigned destination. 4. Surprises the squad/section. 5. Inflicts casualties on the unit.

**TASK:** Conduct Terrorist and Saboteur Attacks (5-OPFOR-0005)

**CONDITION:** The opposing forces (OPFOR) element dispatches small teams into the enemy's rear area to disrupt combat service support (CSS) operations.

**STANDARD:** The enemy sustains disrupted command and control (C2), destroyed equipment and supplies, and light casualties. 1. Locates rear support bases and C2 facilities. 2. Delays and disrupts CSS operations through probes. 3. Infiltrates CSS bases to conduct sabotage and terrorist activities. 4. Inflicts light casualties. 5. Destroys supplies and equipment.

**TASK:** Disrupt a Net Control Station (NCS) (5-OPFOR-0019)

**CONDITION:** The enemy has established a NCS. The opposing forces (OPFOR) element has radio and jamming equipment.

**STANDARD:** The OPFOR element attempts to disrupt an NCS. 1. Attempts to locate the radio frequency that the unit is operating on. 2. Attempts to enter the radio net. 3. Attempts to issue "bogus" orders to a unit on the net. 4. Jams the radio frequency and forces the unit to go to an alternate frequency.

**TASK:** Disrupt Construction of Vehicle Fighting Positions (5-OPFOR-0020)

**CONDITION:** The opposing forces (OPFOR) element has located the enemy. The priority intelligence requirements (PIR) and other intelligence obtained by OPFOR patrols indicate the enemy is constructing vehicle fighting positions within its defensive area. The OPFOR element has automatic and antiarmor weapons and light mortars.

**STANDARD:** The OPFOR element attempts to disrupt the enemy's efforts to establish vehicle fighting positions. 1. Locates the defensive area. 2. Surprises the main body. 3. Penetrates the defensive area with squad-size probes. 4. Inflicts casualties on the unit. 5. Destroys vehicles. 6. Disrupts the unit's preparations (prevents or delays beyond the unit's allotted time).

**TASK:** Conduct an Aerial Reconnaissance (5-OPFOR-0010)

**CONDITION:** The opposing forces (OPFOR) headquarters (HQ) element requires intelligence on the locations and identification of enemy elements. An aircraft is dispatched to take photographs and make a visual inspection of the enemy rear area.

**STANDARD:** The OPFOR element gathers photograph intelligence of the enemy. 1. Photographs the assigned sectors. 2. Makes quick visual checks where the ceiling is low. 3. Locates enemy positions in the area, particularly support and storage bases, and command and control (C2) facilities. 4. Sustains no loss of aircraft. 5. Reports priority intelligence requirements (PIR) and other information requirements to the OPFOR HQ.

**TASK:** Disrupt an Engineer Reconnaissance (5-OPFOR-0022)

**CONDITION:** The enemy is conducting an engineer reconnaissance. The opposing forces (OPFOR) element is positioned along the enemy's route.

**STANDARD:** The OPFOR element disrupts an engineer reconnaissance. 1. Prevents the unit from meeting its specified time schedule. 2. Forces the unit to deviate from its specified route. 3. Prevents the unit from accomplishing its assigned engineer reconnaissance. 4. Surprises the unit conducting the reconnaissance.

**TASK:** Conduct an Attack (5-OPFOR-0008)

**CONDITION:** The enemy is conducting tactical operations. The opposing forces (OPFOR) element receives orders to attack the enemy, the area of occupation, or the main supply route (MSR) with smoke.

**STANDARD:** The OPFOR element disrupts the enemy's movement and smoke operations. 1. Determines the delivery method of the smoke attack. 2. Locates the target. 3. Delivers the smoke attack downwind. 4. Attacks the enemy with smoke, and surge attacks when the enemy responds to the smoke.

**TASK:** Disrupt Quartering Party Operations (5-OPFOR-0017)

**CONDITION:** The enemy is conducting quartering party operations. It has established an assembly area (AA) but has not moved in the main body.

**STANDARD:** The opposing forces (OPFOR) element attempts to disrupt quartering party operations and infiltrate the enemy's AA. 1. Locates the quartering party and the AA. 2. Surprises the main body. 3. Penetrates the AA with squad-size probes. 4. Inflicts personnel casualties and vehicle damage. 5. Disrupts the unit's preparations (prevents or delays beyond the unit's allotted time).

**TASK:** Disrupt Enemy Movement and Operations Using Tactical Nuclear Weapons (5-OPFOR-0016)

**CONDITION:** The opposing forces (OPFOR) element has located the enemy. Priority intelligence requirements (PIR) and other intelligence requirements have been obtained by OPFOR patrols. Tactical nuclear weapons are employed against key locations in the rear area.

**STANDARD:** The OPFOR element disrupts enemy movement and operations. 1. Disrupts or delays the movement of the enemy's equipment and supplies to the forward areas. 2. Destroys enemy equipment and supplies. 3. Inflicts a high rate of nuclear casualties among the enemy forces. 4. Denies the enemy the use of specified areas. 5. Contaminates the enemy's equipment and supplies.

**TASK:** Disrupt Enemy Movement and Operations Using Persistent and Nonpersistent Chemical Weapons (5-OPFOR-0015)

**CONDITION:** The opposing forces (OPFOR) element has located the enemy. Priority intelligence requirements (PIR) and other intelligence requirements have been obtained by OPFOR patrols. The OPFOR units deliver chemical agents, by means of conventional artillery weapons or aircraft, along selected supply routes and key bases in the rear area.

**STANDARD:** The OPFOR element disrupts enemy movement and operations using persistent and nonpersistent chemical weapons. 1. Delivers chemical agents in low and densely wooded areas. 2. Delays the movement of enemy supplies and equipment to the forward areas. 3. Restricts the movement of the enemy units in the rear area. 4. Channels the movement of enemy units into predesignated ambush areas. 5. Contaminates enemy supplies and equipment. 6. Inflicts a high rate of casualties on enemy forces.

**TASK:** Counter Passage of Lines (5-OPFOR-0012)

**CONDITION:** Enemy forces are in defensive positions, but they are expected to attempt passage-of-lines operations. The opposing forces (OPFOR) received orders to disrupt enemy passage-of-lines operations.

**STANDARD:** The OPFOR element delays or prevents enemy passage of lines. 1. Delays the passage. 2. Prevents the company from moving all personnel through the stationary unit. 3. Engages the main body of either the moving or the stationary unit.

**TASK:** Surrender to the Capturing Unit on the Battlefield (5-OPFOR-0024)

**CONDITION:** The enemy has captured the opposing forces (OPFOR) element's soldiers, documents, and equipment sensitive to the OPFOR tactical operations.

**STANDARD:** The OPFOR soldiers retain or destroy documents and equipment. The OPFOR element surrenders documents and equipment of no tactical use to the enemy and attempts to conceal or destroy items of tactical value. The OPFOR element attempts escape and evasion. 1. Prevents the successful capture of documents and equipment. 2. Destroys documents and equipment. 3. Removes identifying markings from equipment. 4. Removes unit-identifying insignia. 5. Provides misleading information. 6. Plans an escape. 7. Delays movement to the nearest collection point. 8. Prevents safeguarding of enemy prisoners of war (EPWs) in order to cause embarrassment to the United States (US).

**TASK:** Conduct Air Attacks (5-OPFOR-0002)

**CONDITION:** The opposing forces (OPFOR) element in the rear area has forwarded the positions of the enemy support sites or the locations of moving elements. The OPFOR aircraft have been dispatched to attack enemy installations or convoys.

**STANDARD:** The OPFOR element attempts to delay, disrupt, or damage the enemy targets by air. 1. Locates the target (support sites or convoys). 2. Makes attack runs on the designated targets. 3. Inflicts heavy damage to the selected target. 4. Sustains no loss of aircraft. 5. Delays moving the force for more than one hour.

**TASK:** Conduct a Raid (5-OPFOR-0004)

**CONDITION:** The opposing forces (OPFOR) element has occupied an objective rally point and has orders to conduct a raid on a combat service support (CSS) base.

**STANDARD:** The OPFOR element infiltrates the enemy's base and destroys all of the targets. 1. Surprises the enemy forces. 2. Assaults the support base and accomplishes the assigned tasks. 3. Destroys the specified equipment and supplies. 4. Avoids being decisively engaged. 5. Withdraws all personnel from the objective areas within the time prescribed. 6. Obtains all priority intelligence requirements (PIR) from the raid site. 7. Sustains only light casualties from enemy fire.

**TASK:** Attack (5-OPFOR-0001)

**CONDITION:** The opposing forces (OPFOR) element has located the enemy. The priority intelligence requirements (PIR) and other intelligence requirements have been obtained by OPFOR patrols. The OPFOR element has automatic and antiarmor weapons and light mortars.

**STANDARD:** The OPFOR element attempts to seize the terrain, vehicles, or equipment. 1. Develops an attack plan. 2. Surprises the enemy unit's main body. 3. Initiates the attack using a scheme of maneuver that exploits the enemy's flanks, gaps, and weaknesses. 4. Uses covered and concealed routes to approach the enemy forces' flanks, gaps, or weakly held areas. 5. Employs indirect fire to support the attack. 6. Penetrates enemy defenses. 7. Destroys equipment and supplies. 8. Inflicts heavy casualties. 9. Isolates the combat service support (CSS) base by blocking reinforcements. 10. Forces enemy units to displace. 11. Avoids being fixed in one position. 12. Withdraws before the CSS base is reinforced with tactical combat forces.

**TASK:** Defend a Minefield (5-OPFOR-0023)

**CONDITION:** The enemy is conducting a minefield sweeping operation. The opposing forces (OPFOR) element has a minefield placed in the enemy's path. The minefield is under constant observation and fire.

**STANDARD:** The OPFOR element defends a minefield against an enemy element conducting a minefield sweeping operation. 1. Prevents the unit from detecting the obstacle. 2. Disrupts the minefield sweeping operation. 3. Prevents the unit from conducting the minefield sweeping operation, prevents the unit from moving all personnel through the breach, or delays the completion of the minefield sweeping operation for more than 45 minutes.

**TASK:** Maintain Contact (5-OPFOR-0003)

**CONDITION:** The opposing forces (OPFOR) element is engaged with enemy base defense forces. The enemy forces are withdrawing under pressure.

**STANDARD:** The OPFOR element maintains enemy contact while the enemy withdraws. 1. Engages the enemy forces decisively. 2. Advances the OPFOR as the enemy forces withdraw. 3. Inflicts heavy casualties. 4. Captures the members of the enemy force. 5. Captures documents and equipment. 6. Safeguards captured documents, equipment, and personnel.

**TASK:** Conduct an Ambush (5-OPFOR-0007)

**CONDITION:** The enemy is moving in a convoy. The opposing forces (OPFOR) element is positioned along the enemy's route.

**STANDARD:** The OPFOR element inflicts casualties on the enemy and causes vehicle and equipment damage. 1. Prepares an ambush site before the element arrives. 2. Surprises march element forces. 3. Inflicts heavy casualties within the designated kill zone. 4. Inflicts heavy damage to vehicles and equipment within the designated kill zone. 5. Delays the march element from reaching a specified destination for a specified period of time. 6. Withdraws on order. 7. Sustains no casualties. 8. Reports actions to superiors.

- ELEMENTS:** Company  
 Company Headquarters  
 Maintenance Section  
 Three Engineer Platoon Headquarters  
 Nine Engineer Squads  
 Assault and Obstacle Platoon Headquarters  
 Obstacle Section  
 Three Assault Sections  
 Regimental Engineer Section  
 Combat Medical Section

**TASK:** Respond to the Initial Effects of a Nuclear Attack (03-3-C223.05-T01A)  
 (FM 3-4) (FM 3-100) (FM 3-11)  
 (FM 3-3)

**ITERATION:** 1 2 3 4 5 (Circle)  
**COMMANDER/LEADER ASSESSMENT:** T P U (Circle)

**CONDITIONS:** Soldiers observe a brilliant flash of light and/or a mushroom-shaped cloud. This task should not be trained in MOPP4.

**TASK STANDARDS:** The unit takes action to minimize exposure to the initial effects of a nuclear detonation in its area and continues its mission.

TASK STEPS AND PERFORMANCE MEASURES	GO	NO-GO
1. Soldiers take immediate protective actions in response to a nuclear attack. <ul style="list-style-type: none"> <li>a. Without warning, soldiers--                             <ul style="list-style-type: none"> <li>(1) Closed their eyes immediately.</li> <li>(2) Dropped to the ground in a prone position, with their head toward the blast, if possible (if in the hatch of an armored vehicle, immediately dropped down inside the vehicle).</li> <li>(3) Kept their heads and their faces down and helmets on.</li> <li>(4) Remained in a prone position until the blast wave passed and all debris stopped falling.</li> </ul> </li> <li>b. With warning, soldiers--                             <ul style="list-style-type: none"> <li>(1) Identified the best available shelter, such as fighting positions or inside shelters.</li> <li>(2) Moved to the shelter.</li> <li>(3) Took actions to protect themselves from the blast and radiation.</li> <li>(4) Kept clothing loosely fitted and their headgear on at all times.</li> <li>(5) Protected their eyes and minimized exposed skin areas.</li> </ul> </li> </ul> * 2. Leaders reorganize the unit. <ul style="list-style-type: none"> <li>a. Reestablished the chain of command.</li> <li>b. Reestablished communications.</li> <li>c. Submitted a nuclear, biological, and chemical (NBC) 1 report to the higher headquarters (HQ).</li> <li>d. Treated casualties.</li> <li>e. Reported casualties.</li> <li>f. Evacuated casualties.</li> <li>g. Evaluated facilities for protection from residual radiation.</li> <li>h. Implemented continuous monitoring.</li> <li>i. Submitted a damage assessment to higher HQ.</li> </ul>		

TASK STEPS AND PERFORMANCE MEASURES	GO	NO-GO
j. Initiated an area damage control plan as required. k. Extinguished all fires.  * 3. Leaders ensure that weapon systems are operational.  4. Soldiers right overturned vehicles. a. Checked for loss of coolant, fuel, and battery fluids. b. Performed operator's maintenance to restore moderately damaged vehicles to combat use.  5. Soldiers improve cover, if applicable. a. Chose dense covering material. b. Covered in depth. c. Provided strong support. d. Covered as much of the opening as practical.		

TASK PERFORMANCE / EVALUATION SUMMARY BLOCK							
ITERATION	1	2	3	4	5		TOTAL
TOTAL TASK STEPS EVALUATED							
TOTAL TASK STEPS "GO"							
TRAINING STATUS "GO"/"NO-GO"							

"\*" indicates a leader task step.

**SUPPORTING INDIVIDUAL TASKS**

Task Number	Task Title	References
031-503-1018	React to a Nuclear Hazard	STP 21-1-SMCT
031-503-3005	Submit an NBC 1 Report	STP 21-24-SMCT
031-503-3006	Supervise Radiation Monitoring	STP 21-24-SMCT
031-503-4003	Control Unit Radiation Exposure	STP 21-24-SMCT
081-831-1005	Prevent Shock	STP 21-1-SMCT
081-831-1007	Give First Aid for Burns	STP 21-1-SMCT
081-831-1016	Put on a Field or Pressure Dressing	STP 21-1-SMCT
081-831-1017	Put on a Tourniquet	STP 21-1-SMCT
081-831-1025	Apply a Dressing to an Open Abdominal Wound	STP 21-1-SMCT
081-831-1033	Apply a Dressing to an Open Head Wound	STP 21-1-SMCT
081-831-1034	Splint a Suspected Fracture	STP 21-1-SMCT

**SUPPORTING COLLECTIVE TASKS: NONE**

**OPFOR TASKS AND STANDARDS**

**TASK:** Disrupt Defensive Preparations (5-OPFOR-0018)

**CONDITION:** The opposing forces (OPFOR) element has located the enemy. Priority intelligence requirements (PIR) and other intelligence requirements obtained by OPFOR patrols indicate that the enemy elements are establishing defensive positions. The OPFOR element has automatic and antiarmor weapons and light mortars.



**STANDARD:** The OPFOR element disrupts and delays the enemy's defensive preparations. 1. Locates and penetrates the enemy's security system. 2. Forces the enemy to delay defensive preparations. 3. Disrupts the enemy's obstacle preparations.

**TASK:** Disrupt Movement (5-OPFOR-0014)

**CONDITION:** The enemy is expected to move through the opposing forces (OPFOR) element's area of operations. The OPFOR element has received an operation order (OPORD) or fragmentary order (FRAGO) to disrupt enemy movement. The enemy has the capability to defend with direct fire and antiarmor weapons.

**STANDARD:** The OPFOR element delays enemy movement. 1. Delays the element. 2. Forces the element to deviate from its route. 3. Prevents the element from reaching its destination. 4. Surprises the element's main body.

**TASK:** Defeat Obstacles (5-OPFOR-0009)

**CONDITION:** The opposing forces (OPFOR) element encounters an obstacle that blocks the avenue of approach as it advances upon the enemy forces.

**STANDARD:** The OPFOR element bypasses or breaches the enemy obstacle. 1. Detects the obstacle before halting its main body. 2. Defeats the obstacle. a. Bypasses the obstacle without entering the engagement areas. b. Breaches the obstacle within 45 minutes and passes its entire force through the obstacle. 3. Does not incur degradation to the point that the mission must be discontinued.

**TASK:** Disrupt a Route Reconnaissance (5-OPFOR-0021)

**CONDITION:** The enemy is conducting a route reconnaissance. The opposing forces (OPFOR) element is positioned along the enemy's route.

**STANDARD:** The OPFOR element attempts to disrupt a squad/section conducting a route reconnaissance. 1. Prevents the unit from meeting its specified time schedule. 2. Forces the unit to deviate from its specified route. 3. Prevents the unit from reaching its assigned destination. 4. Surprises the squad/section. 5. Inflicts casualties on the unit.

**TASK:** Conduct Terrorist and Saboteur Attacks (5-OPFOR-0005)

**CONDITION:** The opposing forces (OPFOR) element dispatches small teams into the enemy's rear area to disrupt combat service support (CSS) operations.

**STANDARD:** The enemy sustains disrupted command and control (C2), destroyed equipment and supplies, and light casualties. 1. Locates rear support bases and C2 facilities. 2. Delays and disrupts CSS operations through probes. 3. Infiltrates CSS bases to conduct sabotage and terrorist activities. 4. Inflicts light casualties. 5. Destroys supplies and equipment.

**TASK:** Disrupt a Net Control Station (NCS) (5-OPFOR-0019)

**CONDITION:** The enemy has established a NCS. The opposing forces (OPFOR) element has radio and jamming equipment.

**STANDARD:** The OPFOR element attempts to disrupt an NCS. 1. Attempts to locate the radio frequency that the unit is operating on. 2. Attempts to enter the radio net. 3. Attempts to issue "bogus" orders to a unit on the net. 4. Jams the radio frequency and forces the unit to go to an alternate frequency.

**TASK:** Disrupt Construction of Vehicle Fighting Positions (5-OPFOR-0020)

**CONDITION:** The opposing forces (OPFOR) element has located the enemy. The priority intelligence requirements (PIR) and other intelligence obtained by OPFOR patrols indicate the enemy is constructing vehicle fighting positions within its defensive area. The OPFOR element has automatic and antiarmor weapons and light mortars.

**STANDARD:** The OPFOR element attempts to disrupt the enemy's efforts to establish vehicle fighting positions. 1. Locates the defensive area. 2. Surprises the main body. 3. Penetrates the defensive area with squad-size probes. 4. Inflicts casualties on the unit. 5. Destroys vehicles. 6. Disrupts the unit's preparations (prevents or delays beyond the unit's allotted time).

**TASK:** Conduct an Aerial Reconnaissance (5-OPFOR-0010)

**CONDITION:** The opposing forces (OPFOR) headquarters (HQ) element requires intelligence on the locations and identification of enemy elements. An aircraft is dispatched to take photographs and make a visual inspection of the enemy rear area.

**STANDARD:** The OPFOR element gathers photograph intelligence of the enemy. 1. Photographs the assigned sectors. 2. Makes quick visual checks where the ceiling is low. 3. Locates enemy positions in the area, particularly support and storage bases, and command and control (C2) facilities. 4. Sustains no loss of aircraft. 5. Reports priority intelligence requirements (PIR) and other information requirements to the OPFOR HQ.

**TASK:** Disrupt an Engineer Reconnaissance (5-OPFOR-0022)

**CONDITION:** The enemy is conducting an engineer reconnaissance. The opposing forces (OPFOR) element is positioned along the enemy's route.

**STANDARD:** The OPFOR element disrupts an engineer reconnaissance. 1. Prevents the unit from meeting its specified time schedule. 2. Forces the unit to deviate from its specified route. 3. Prevents the unit from accomplishing its assigned engineer reconnaissance. 4. Surprises the unit conducting the reconnaissance.

**TASK:** Conduct an Attack (5-OPFOR-0008)

**CONDITION:** The enemy is conducting tactical operations. The opposing forces (OPFOR) element receives orders to attack the enemy, the area of occupation, or the main supply route (MSR) with smoke.

**STANDARD:** The OPFOR element disrupts the enemy's movement and smoke operations. 1. Determines the delivery method of the smoke attack. 2. Locates the target. 3. Delivers the smoke attack downwind. 4. Attacks the enemy with smoke, and surge attacks when the enemy responds to the smoke.

**TASK:** Disrupt Quarters Party Operations (5-OPFOR-0017)

**CONDITION:** The enemy is conducting quarters party operations. It has established an assembly area (AA) but has not moved in the main body.

**STANDARD:** The opposing forces (OPFOR) element attempts to disrupt quarters party operations and infiltrate the enemy's AA. 1. Locates the quarters party and the AA. 2. Surprises the main body. 3. Penetrates the AA with squad-size probes. 4. Inflicts personnel casualties and vehicle damage. 5. Disrupts the unit's preparations (prevents or delays beyond the unit's allotted time).

**TASK:** Disrupt Enemy Movement and Operations Using Tactical Nuclear Weapons (5-OPFOR-0016)

**CONDITION:** The opposing forces (OPFOR) element has located the enemy. Priority intelligence requirements (PIR) and other intelligence requirements have been obtained by OPFOR patrols. Tactical nuclear weapons are employed against key locations in the rear area.

**STANDARD:** The OPFOR element disrupts enemy movement and operations. 1. Disrupts or delays the movement of the enemy's equipment and supplies to the forward areas. 2. Destroys enemy equipment and supplies. 3. Inflicts a high rate of nuclear casualties among the enemy forces. 4. Denies the enemy the use of specified areas. 5. Contaminates the enemy's equipment and supplies.

**TASK:** Disrupt Assembly Area (AA) Activities (5-OPFOR-0013)

**CONDITION:** Intelligence reports indicate that platoon- and company-size enemy units are operating in the opposing forces (OPFOR) area of operations. Enemy units can defend from AAs with direct fire, antiarmor weapons, and indirect fire. The enemy has close air support (CAS) and nuclear, biological, and chemical (NBC) capabilities.

**STANDARD:** The OPFOR element locates and disrupts the enemy's AA activities. 1. Locates the element's AA. 2. Probes the AA with squad- or team-size elements. 3. Inflicts more than 5 percent casualties on the element. 4. Disrupts the element's preparations (prevents or delays beyond the element's allotted time).

**TASK:** Disrupt Enemy Movement and Operations Using Persistent and Nonpersistent Chemical Weapons (5-OPFOR-0015)

**CONDITION:** The opposing forces (OPFOR) element has located the enemy. Priority intelligence requirements (PIR) and other intelligence requirements have been obtained by OPFOR patrols. The OPFOR units deliver chemical agents, by means of conventional artillery weapons or aircraft, along selected supply routes and key bases in the rear area.

**STANDARD:** The OPFOR element disrupts enemy movement and operations using persistent and nonpersistent chemical weapons. 1. Delivers chemical agents in low and densely wooded areas. 2. Delays the movement of enemy supplies and equipment to the forward areas. 3. Restricts the movement of the enemy units in the rear area. 4. Channels the movement of enemy units into predesignated ambush areas. 5. Contaminates enemy supplies and equipment. 6. Inflicts a high rate of casualties on enemy forces.

**TASK:** Counter Passage of Lines (5-OPFOR-0012)

**CONDITION:** Enemy forces are in defensive positions, but they are expected to attempt passage-of-lines operations. The opposing forces (OPFOR) received orders to disrupt enemy passage-of-lines operations.

**STANDARD:** The OPFOR element delays or prevents enemy passage of lines. 1. Delays the passage. 2. Prevents the company from moving all personnel through the stationary unit. 3. Engages the main body of either the moving or the stationary unit.

**TASK:** Conduct Air Attacks (5-OPFOR-0002)

**CONDITION:** The opposing forces (OPFOR) element in the rear area has forwarded the positions of the enemy support sites or the locations of moving elements. The OPFOR aircraft have been dispatched to attack enemy installations or convoys.

**STANDARD:** The OPFOR element attempts to delay, disrupt, or damage the enemy targets by air. 1. Locates the target (support sites or convoys). 2. Makes attack runs on the designated targets. 3. Inflicts heavy damage to the selected target. 4. Sustains no loss of aircraft. 5. Delays moving the force for more than one hour.

**TASK:** Surrender to the Capturing Unit on the Battlefield (5-OPFOR-0024)

**CONDITION:** The enemy has captured the opposing forces (OPFOR) element's soldiers, documents, and equipment sensitive to the OPFOR tactical operations.

**STANDARD:** The OPFOR soldiers retain or destroy documents and equipment. The OPFOR element surrenders documents and equipment of no tactical use to the enemy and attempts to conceal or destroy items of tactical value. The OPFOR element attempts escape and evasion. 1. Prevents the successful capture of documents and equipment. 2. Destroys documents and equipment. 3. Removes identifying markings from equipment. 4. Removes unit-identifying insignia. 5. Provides misleading information. 6. Plans an escape. 7. Delays movement to the nearest collection point. 8. Prevents safeguarding of enemy prisoners of war (EPWs) in order to cause embarrassment to the United States (US).

**TASK:** Conduct a Raid (5-OPFOR-0004)

**CONDITION:** The opposing forces (OPFOR) element has occupied an objective rally point and has orders to conduct a raid on a combat service support (CSS) base.

**STANDARD:** The OPFOR element infiltrates the enemy's base and destroys all of the targets. 1. Surprises the enemy forces. 2. Assaults the support base and accomplishes the assigned tasks. 3. Destroys the specified equipment and supplies. 4. Avoids being decisively engaged. 5. Withdraws all personnel from the objective areas within the time prescribed. 6. Obtains all priority intelligence requirements (PIR) from the raid site. 7. Sustains only light casualties from enemy fire.

**TASK:** Attack (5-OPFOR-0001)

**CONDITION:** The opposing forces (OPFOR) element has located the enemy. The priority intelligence requirements (PIR) and other intelligence requirements have been obtained by OPFOR patrols. The OPFOR element has automatic and antiarmor weapons and light mortars.

**STANDARD:** The OPFOR element attempts to seize the terrain, vehicles, or equipment. 1. Develops an attack plan. 2. Surprises the enemy unit's main body. 3. Initiates the attack using a scheme of maneuver that exploits the enemy's flanks, gaps, and weaknesses. 4. Uses covered and concealed routes to approach the enemy forces' flanks, gaps, or weakly held areas. 5. Employs indirect fire to support the attack. 6. Penetrates enemy defenses. 7. Destroys equipment and supplies. 8. Inflicts heavy casualties. 9. Isolates the combat service support (CSS) base by blocking reinforcements. 10. Forces enemy units to displace. 11. Avoids being fixed in one position. 12. Withdraws before the CSS base is reinforced with tactical combat forces.

**TASK:** Defend a Minefield (5-OPFOR-0023)

**CONDITION:** The enemy is conducting a minefield sweeping operation. The opposing forces (OPFOR) element has a minefield placed in the enemy's path. The minefield is under constant observation and fire.

**STANDARD:** The OPFOR element defends a minefield against an enemy element conducting a minefield sweeping operation. 1. Prevents the unit from detecting the obstacle. 2. Disrupts the minefield sweeping operation. 3. Prevents the unit from conducting the minefield sweeping operation, prevents the unit from moving all personnel through the breach, or delays the completion of the minefield sweeping operation for more than 45 minutes.

**TASK:** Maintain Contact (5-OPFOR-0003)

**CONDITION:** The opposing forces (OPFOR) element is engaged with enemy base defense forces. The enemy forces are withdrawing under pressure.

**STANDARD:** The OPFOR element maintains enemy contact while the enemy withdraws. 1. Engages the enemy forces decisively. 2. Advances the OPFOR as the enemy forces withdraw. 3. Inflicts heavy casualties. 4. Captures the members of the enemy force. 5. Captures documents and equipment. 6. Safeguards captured documents, equipment, and personnel.

**TASK:** Conduct an Ambush (5-OPFOR-0007)

**CONDITION:** The enemy is moving in a convoy. The opposing forces (OPFOR) element is positioned along the enemy's route.

**STANDARD:** The OPFOR element inflicts casualties on the enemy and causes vehicle and equipment damage. 1. Prepares an ambush site before the element arrives. 2. Surprises march element forces. 3. Inflicts heavy casualties within the designated kill zone. 4. Inflicts heavy damage to vehicles and equipment within the designated kill zone. 5. Delays the march element from reaching a specified destination for a specified period of time. 6. Withdraws on order. 7. Sustains no casualties. 8. Reports actions to superiors.

- ELEMENTS:** Company  
 Company Headquarters  
 Maintenance Section  
 Three Engineer Platoon Headquarters  
 Nine Engineer Squads  
 Assault and Obstacle Platoon Headquarters  
 Obstacle Section  
 Three Assault Sections  
 Regimental Engineer Section  
 Combat Medical Section

**TASK:** Conduct Operational Decontamination (03-3-C224.05-T01A)  
 (FM 3-5) (FM 3-100) (FM 3-11)

**ITERATION:** 1M 2M 3M 4M 5M (Circle)

**COMMANDER/LEADER ASSESSMENT:** T P U (Circle)

**CONDITIONS:** The unit is operating in a contaminated environment and/or is contaminated. Performance degradation from mission-oriented protection posture (MOPP) 4 is increasing, and protective gear is in danger of penetration by contamination. Time and the tactical situation permit the unit to conduct operational decontamination. Replacement protective gear is available for each soldier. For a nonsupported decontamination, unit decontamination equipment and supplies are available and operational. For a supported decontamination, a decontamination unit is available, operational, and tasked to provide decontamination support. This task is always performed in MOPP4.

**TASK STANDARDS:** The unit decontaminates its individual gear and conducts MOPP gear exchange (using the buddy system) without sustaining additional casualties from nuclear, biological, and chemical (NBC) contamination. The unit limits the contamination transfer hazard by removing gross chemical contamination on equipment and minimizes contamination on soldiers according to Field Manual (FM) 3-5. The unit reduces radiological contamination to negligible risk levels according to FM 3-5 and reduces chemical and biological contamination to accelerate the weathering process and eventually provide temporary relief from MOPP 4.

TASK STEPS AND PERFORMANCE MEASURES	GO	NO-GO
<p>* 1. The contaminated element leader determines the extent of contamination and establishes decontamination priorities.</p> <ul style="list-style-type: none"> <li>a. Received input from his staff and subordinate leaders.</li> <li>b. Established decontamination priorities.</li> </ul> <p>2. The contaminated unit submits a request for decontamination to higher headquarters (HQ). The request should include, as a minimum, the--</p> <ul style="list-style-type: none"> <li>a. Contaminated element's designation.</li> <li>b. Contaminated element's location.</li> <li>c. Contaminated element's frequency and call sign.</li> <li>d. Time that the element became contaminated.</li> <li>e. Number of vehicles and equipment, by type, that were contaminated.</li> <li>f. Type of contamination.</li> <li>g. Special requirements (such as a patient decontamination station, recovery assets, and a unit decontamination team).</li> </ul> <p>* 3. The contaminated unit coordinates with higher HQ.</p> <ul style="list-style-type: none"> <li>a. Obtained permission to conduct decontamination and obtain necessary support.</li> </ul>		

TASK STEPS AND PERFORMANCE MEASURES	GO	NO-GO
<p>b. Selected a linkup point to meet supporting elements (a company supply section, a company or battalion power-driven decontamination equipment [PDDE] crew, or a decontamination squad or platoon).</p> <p>c. Coordinated with supporting elements.</p> <p>d. Requested replacement MOPP gear.</p> <p>e. Coordinated with supporting units to determine if they would also conduct a MOPP gear exchange.</p> <p>* 4. The contaminated unit leader and NBC specialist select a site to conduct the operation, ensuring that the site selected provides--</p> <p>a. Adequate overhead concealment.</p> <p>b. Good drainage.</p> <p>c. Easy access and exit (but off the main routes).</p> <p>d. Proximity to a water source large enough to support vehicle wash down.</p> <p>e. An area large enough to accommodate units involved in the operational decontamination (100 square meters for both the vehicle wash-down site and the MOPP gear exchange site).</p> <p>5. The contaminated unit coordinates for operational decontamination support (a company or battalion PDDE crew or a decontamination unit).</p> <p>a. Requested operational decontamination support.</p> <p>b. Notified higher HQ of the area for the operational decontamination.</p> <p>c. Established communications with the decontamination unit.</p> <p>d. Ensured that the decontamination unit knew the locations of the linkup and the selected decontamination sites.</p> <p>6. The contaminated unit and supporting units move to the decontamination site.</p> <p>a. Met at the linkup point as coordinated.</p> <p>b. The contaminated unit provided security at both the linkup point and the decontamination site.</p> <p>7. The elements prepare for operational decontamination.</p> <p>a. Set up the decontamination site.</p> <p>(1) The supporting decontamination element crew set up the vehicle wash-down site.</p> <p>(2) The contaminated unit set up the MOPP gear exchange site not less than 50 meters upwind of the vehicle wash-down site.</p> <p>(3) The remainder of the element prepared its equipment for decontamination.</p> <p>b. Conducted preparatory actions in the predecontamination area.</p> <p>(1) Vehicle crews (except for the operators) dismounted unless they had an operational overpressure system and an uncontaminated interior.</p> <p>(2) Dismounted crews removed mud and camouflage from the vehicles.</p> <p>NOTE: The contaminated element provides personnel to do this when the crews do not dismount.</p> <p>(3) Separated vehicles and dismounted crews.</p> <p>(a) Ensured that vehicle operators were briefed (included the use of overhead cover and concealment and the proper intervals).</p> <p>(b) Ensured that vehicles were buttoned up; for example, all doors, hatches, and other openings were closed or covered.</p> <p>(4) Moved vehicles (with operators) to the vehicle wash-down site.</p> <p>(5) Moved dismounted crews and all other soldiers in the contaminated unit to the MOPP gear exchange site.</p>		

TASK STEPS AND PERFORMANCE MEASURES	GO	NO-GO
<p>* 8. The noncommissioned officer in charge (NCOIC) of the decontamination unit supervises the operation of the vehicle wash-down site, ensuring that vehicle operators--</p> <ul style="list-style-type: none"> <li>a. Maintained the proper interval between vehicles while processing through the wash-down station.</li> <li>b. Washed vehicles properly.                             <ul style="list-style-type: none"> <li>(1) Started at the top and worked down.</li> <li>(2) Sprayed hot, soapy water for 2 to 3 minutes per vehicle.</li> <li>(3) Monitored water consumption.</li> </ul> </li> <li>c. Moved to the assembly area (AA) after the vehicle's wash down.</li> <li>d. Moved to the MOPP gear exchange site and conducted MOPP gear exchange.</li> </ul> <p>9. The contaminated unit conducts MOPP gear exchange.</p> <ul style="list-style-type: none"> <li>a. Prepared the equipment decontamination station (with supertropical bleach [STB] dry mix).</li> <li>b. Briefed MOPP gear exchange participants on procedures to be followed.</li> <li>c. Placed the decontaminated individual equipment on a clean surface (such as plastic, a poncho, or similar material).</li> <li>d. Exchanged the MOPP gear using the buddy system.</li> <li>e. Moved soldiers to the AA after completing the MOPP gear exchange.</li> </ul> <p>NOTES:</p> <ul style="list-style-type: none"> <li>1. Ensure that the supporting units have the opportunity to use the MOPP gear exchange site before proceeding.</li> <li>2. The supporting decontamination unit cleans and marks the site and reports the area of contamination (using an NBC 4 report) to higher HQ.</li> </ul> <p>*10. Unit leaders account for all personnel and equipment after completing the operational decontamination.</p> <p>*11. The contaminated unit leader reports to higher HQ.</p> <ul style="list-style-type: none"> <li>a. Reported the completion and location of the vehicle wash-down and MOPP gear exchange decontamination sites.</li> <li>b. Requested permission to perform unmasking procedures if, through testing, no hazards were detected.</li> <li>c. Determined the adequacy of decontamination and adjusted the MOPP level as required (after obtaining approval from higher HQ).</li> </ul> <p>12. The contaminated unit continues the mission.</p>		

TASK PERFORMANCE / EVALUATION SUMMARY BLOCK							
ITERATION	1M	2M	3M	4M	5M		TOTAL
TOTAL TASK STEPS EVALUATED							
TOTAL TASK STEPS "GO"							
TRAINING STATUS "GO"/"NO-GO"							

"\*" indicates a leader task step.



**SUPPORTING INDIVIDUAL TASKS**

<b>Task Number</b>	<b>Task Title</b>	<b>References</b>
031-503-1023	Protect Yourself From NBC Injury/Contamination When Changing Mission-Oriented Protective Posture (MOPP) Gear	STP 21-1-SMCT
031-503-3006	Supervise Radiation Monitoring	STP 21-24-SMCT

**SUPPORTING COLLECTIVE TASKS: NONE****OPFOR TASKS AND STANDARDS**

**TASK:** Disrupt Defensive Preparations (5-OPFOR-0018)

**CONDITION:** The opposing forces (OPFOR) element has located the enemy. Priority intelligence requirements (PIR) and other intelligence requirements obtained by OPFOR patrols indicate that the enemy elements are establishing defensive positions. The OPFOR element has automatic and antiarmor weapons and light mortars.

**STANDARD:** The OPFOR element disrupts and delays the enemy's defensive preparations. 1. Locates and penetrates the enemy's security system. 2. Forces the enemy to delay defensive preparations. 3. Disrupts the enemy's obstacle preparations.

**TASK:** Disrupt Movement (5-OPFOR-0014)

**CONDITION:** The enemy is expected to move through the opposing forces (OPFOR) element's area of operations. The OPFOR element has received an operation order (OPORD) or fragmentary order (FRAGO) to disrupt enemy movement. The enemy has the capability to defend with direct fire and antiarmor weapons.

**STANDARD:** The OPFOR element delays enemy movement. 1. Delays the element. 2. Forces the element to deviate from its route. 3. Prevents the element from reaching its destination. 4. Surprises the element's main body.

**TASK:** Defeat Obstacles (5-OPFOR-0009)

**CONDITION:** The opposing forces (OPFOR) element encounters an obstacle that blocks the avenue of approach as it advances upon the enemy forces.

**STANDARD:** The OPFOR element bypasses or breaches the enemy obstacle. 1. Detects the obstacle before halting its main body. 2. Defeats the obstacle. a. Bypasses the obstacle without entering the engagement areas. b. Breaches the obstacle within 45 minutes and passes its entire force through the obstacle. 3. Does not incur degradation to the point that the mission must be discontinued.

**TASK:** Disrupt a Route Reconnaissance (5-OPFOR-0021)

**CONDITION:** The enemy is conducting a route reconnaissance. The opposing forces (OPFOR) element is positioned along the enemy's route.

**STANDARD:** The OPFOR element attempts to disrupt a squad/section conducting a route reconnaissance. 1. Prevents the unit from meeting its specified time schedule. 2. Forces the unit to deviate from its specified route. 3. Prevents the unit from reaching its assigned destination. 4. Surprises the squad/section. 5. Inflicts casualties on the unit.

**TASK:** Conduct Terrorist and Saboteur Attacks (5-OPFOR-0005)

**CONDITION:** The opposing forces (OPFOR) element dispatches small teams into the enemy's rear area to disrupt combat service support (CSS) operations.

**STANDARD:** The enemy sustains disrupted command and control (C2), destroyed equipment and supplies, and light casualties. 1. Locates rear support bases and C2 facilities. 2. Delays and disrupts CSS operations through probes. 3. Infiltrates CSS bases to conduct sabotage and terrorist activities. 4. Inflicts light casualties. 5. Destroys supplies and equipment.

**TASK:** Disrupt a Net Control Station (NCS) (5-OPFOR-0019)

**CONDITION:** The enemy has established a NCS. The opposing forces (OPFOR) element has radio and jamming equipment.

**STANDARD:** The OPFOR element attempts to disrupt an NCS. 1. Attempts to locate the radio frequency that the unit is operating on. 2. Attempts to enter the radio net. 3. Attempts to issue "bogus" orders to a unit on the net. 4. Jams the radio frequency and forces the unit to go to an alternate frequency.

**TASK:** Disrupt Construction of Vehicle Fighting Positions (5-OPFOR-0020)

**CONDITION:** The opposing forces (OPFOR) element has located the enemy. The priority intelligence requirements (PIR) and other intelligence obtained by OPFOR patrols indicate the enemy is constructing vehicle fighting positions within its defensive area. The OPFOR element has automatic and antiarmor weapons and light mortars.

**STANDARD:** The OPFOR element attempts to disrupt the enemy's efforts to establish vehicle fighting positions. 1. Locates the defensive area. 2. Surprises the main body. 3. Penetrates the defensive area with squad-size probes. 4. Inflicts casualties on the unit. 5. Destroys vehicles. 6. Disrupts the unit's preparations (prevents or delays beyond the unit's allotted time).

**TASK:** Conduct an Aerial Reconnaissance (5-OPFOR-0010)

**CONDITION:** The opposing forces (OPFOR) headquarters (HQ) element requires intelligence on the locations and identification of enemy elements. An aircraft is dispatched to take photographs and make a visual inspection of the enemy rear area.

**STANDARD:** The OPFOR element gathers photograph intelligence of the enemy. 1. Photographs the assigned sectors. 2. Makes quick visual checks where the ceiling is low. 3. Locates enemy positions in the area, particularly support and storage bases, and command and control (C2) facilities. 4. Sustains no loss of aircraft. 5. Reports priority intelligence requirements (PIR) and other information requirements to the OPFOR HQ.

**TASK:** Disrupt an Engineer Reconnaissance (5-OPFOR-0022)

**CONDITION:** The enemy is conducting an engineer reconnaissance. The opposing forces (OPFOR) element is positioned along the enemy's route.

**STANDARD:** The OPFOR element disrupts an engineer reconnaissance. 1. Prevents the unit from meeting its specified time schedule. 2. Forces the unit to deviate from its specified route. 3. Prevents the unit from accomplishing its assigned engineer reconnaissance. 4. Surprises the unit conducting the reconnaissance.

**TASK:** Conduct an Attack (5-OPFOR-0008)

**CONDITION:** The enemy is conducting tactical operations. The opposing forces (OPFOR) element receives orders to attack the enemy, the area of occupation, or the main supply route (MSR) with smoke.

**STANDARD:** The OPFOR element disrupts the enemy's movement and smoke operations. 1. Determines the delivery method of the smoke attack. 2. Locates the target. 3. Delivers the smoke attack downwind. 4. Attacks the enemy with smoke, and surge attacks when the enemy responds to the smoke.

**TASK:** Disrupt Quartering Party Operations (5-OPFOR-0017)

**CONDITION:** The enemy is conducting quartering party operations. It has established an assembly area (AA) but has not moved in the main body.

**STANDARD:** The opposing forces (OPFOR) element attempts to disrupt quartering party operations and infiltrate the enemy's AA. 1. Locates the quartering party and the AA. 2. Surprises the main body. 3. Penetrates the AA with squad-size probes. 4. Inflicts personnel casualties and vehicle damage. 5. Disrupts the unit's preparations (prevents or delays beyond the unit's allotted time).

**TASK:** Disrupt Enemy Movement and Operations Using Tactical Nuclear Weapons (5-OPFOR-0016)

**CONDITION:** The opposing forces (OPFOR) element has located the enemy. Priority intelligence requirements (PIR) and other intelligence requirements have been obtained by OPFOR patrols. Tactical nuclear weapons are employed against key locations in the rear area.

**STANDARD:** The OPFOR element disrupts enemy movement and operations. 1. Disrupts or delays the movement of the enemy's equipment and supplies to the forward areas. 2. Destroys enemy equipment and supplies. 3. Inflicts a high rate of nuclear casualties among the enemy forces. 4. Denies the enemy the use of specified areas. 5. Contaminates the enemy's equipment and supplies.

**TASK:** Disrupt Assembly Area (AA) Activities (5-OPFOR-0013)

**CONDITION:** Intelligence reports indicate that platoon- and company-size enemy units are operating in the opposing forces (OPFOR) area of operations. Enemy units can defend from AAs with direct fire, antiarmor weapons, and indirect fire. The enemy has close air support (CAS) and nuclear, biological, and chemical (NBC) capabilities.

**STANDARD:** The OPFOR element locates and disrupts the enemy's AA activities. 1. Locates the element's AA. 2. Probes the AA with squad- or team-size elements. 3. Inflicts more than 5 percent casualties on the element. 4. Disrupts the element's preparations (prevents or delays beyond the element's allotted time).

**TASK:** Disrupt Enemy Movement and Operations Using Persistent and Nonpersistent Chemical Weapons (5-OPFOR-0015)

**CONDITION:** The opposing forces (OPFOR) element has located the enemy. Priority intelligence requirements (PIR) and other intelligence requirements have been obtained by OPFOR patrols. The OPFOR units deliver chemical agents, by means of conventional artillery weapons or aircraft, along selected supply routes and key bases in the rear area.

**STANDARD:** The OPFOR element disrupts enemy movement and operations using persistent and nonpersistent chemical weapons. 1. Delivers chemical agents in low and densely wooded areas. 2. Delays the movement of enemy supplies and equipment to the forward areas. 3. Restricts the movement of the enemy units in the rear area. 4. Channels the movement of enemy units into predesignated ambush areas. 5. Contaminates enemy supplies and equipment. 6. Inflicts a high rate of casualties on enemy forces.

**TASK:** Counter Passage of Lines (5-OPFOR-0012)

**CONDITION:** Enemy forces are in defensive positions, but they are expected to attempt passage-of-lines operations. The opposing forces (OPFOR) received orders to disrupt enemy passage-of-lines operations.

**STANDARD:** The OPFOR element delays or prevents enemy passage of lines. 1. Delays the passage. 2. Prevents the company from moving all personnel through the stationary unit. 3. Engages the main body of either the moving or the stationary unit.

**TASK:** Conduct Air Attacks (5-OPFOR-0002)

**CONDITION:** The opposing forces (OPFOR) element in the rear area has forwarded the positions of the enemy support sites or the locations of moving elements. The OPFOR aircraft have been dispatched to attack enemy installations or convoys.

**STANDARD:** The OPFOR element attempts to delay, disrupt, or damage the enemy targets by air. 1. Locates the target (support sites or convoys). 2. Makes attack runs on the designated targets. 3. Inflicts heavy damage to the selected target. 4. Sustains no loss of aircraft. 5. Delays moving the force for more than one hour.

**TASK:** Surrender to the Capturing Unit on the Battlefield (5-OPFOR-0024)

**CONDITION:** The enemy has captured the opposing forces (OPFOR) element's soldiers, documents, and equipment sensitive to the OPFOR tactical operations.

**STANDARD:** The OPFOR soldiers retain or destroy documents and equipment. The OPFOR element surrenders documents and equipment of no tactical use to the enemy and attempts to conceal or destroy items of tactical value. The OPFOR element attempts escape and evasion. 1. Prevents the successful capture of documents and equipment. 2. Destroys documents and equipment. 3. Removes identifying markings from equipment. 4. Removes unit-identifying insignia. 5. Provides misleading information. 6. Plans an escape. 7. Delays movement to the nearest collection point. 8. Prevents safeguarding of enemy prisoners of war (EPWs) in order to cause embarrassment to the United States (US).

**TASK:** Conduct a Raid (5-OPFOR-0004)

**CONDITION:** The opposing forces (OPFOR) element has occupied an objective rally point and has orders to conduct a raid on a combat service support (CSS) base.

**STANDARD:** The OPFOR element infiltrates the enemy's base and destroys all of the targets. 1. Surprises the enemy forces. 2. Assaults the support base and accomplishes the assigned tasks. 3. Destroys the specified equipment and supplies. 4. Avoids being decisively engaged. 5. Withdraws all personnel from the objective areas within the time prescribed. 6. Obtains all priority intelligence requirements (PIR) from the raid site. 7. Sustains only light casualties from enemy fire.

**TASK:** Attack (5-OPFOR-0001)

**CONDITION:** The opposing forces (OPFOR) element has located the enemy. The priority intelligence requirements (PIR) and other intelligence requirements have been obtained by OPFOR patrols. The OPFOR element has automatic and antiarmor weapons and light mortars.

**STANDARD:** The OPFOR element attempts to seize the terrain, vehicles, or equipment. 1. Develops an attack plan. 2. Surprises the enemy unit's main body. 3. Initiates the attack using a scheme of maneuver that exploits the enemy's flanks, gaps, and weaknesses. 4. Uses covered and concealed routes to approach the enemy forces' flanks, gaps, or weakly held areas. 5. Employs indirect fire to support the attack. 6. Penetrates enemy defenses. 7. Destroys equipment and supplies. 8. Inflicts heavy casualties. 9. Isolates the combat service support (CSS) base by blocking reinforcements. 10. Forces enemy units to displace. 11. Avoids being fixed in one position. 12. Withdraws before the CSS base is reinforced with tactical combat forces.

**TASK:** Defend a Minefield (5-OPFOR-0023)

**CONDITION:** The enemy is conducting a minefield sweeping operation. The opposing forces (OPFOR) element has a minefield placed in the enemy's path. The minefield is under constant observation and fire.

**STANDARD:** The OPFOR element defends a minefield against an enemy element conducting a minefield sweeping operation. 1. Prevents the unit from detecting the obstacle. 2. Disrupts the minefield sweeping operation. 3. Prevents the unit from conducting the minefield sweeping operation, prevents the unit from moving all personnel through the breach, or delays the completion of the minefield sweeping operation for more than 45 minutes.

**TASK:** Maintain Contact (5-OPFOR-0003)

**CONDITION:** The opposing forces (OPFOR) element is engaged with enemy base defense forces. The enemy forces are withdrawing under pressure.

**STANDARD:** The OPFOR element maintains enemy contact while the enemy withdraws. 1. Engages the enemy forces decisively. 2. Advances the OPFOR as the enemy forces withdraw. 3. Inflicts heavy casualties. 4. Captures the members of the enemy force. 5. Captures documents and equipment. 6. Safeguards captured documents, equipment, and personnel.

**TASK:** Conduct an Ambush (5-OPFOR-0007)

**CONDITION:** The enemy is moving in a convoy. The opposing forces (OPFOR) element is positioned along the enemy's route.

**STANDARD:** The OPFOR element inflicts casualties on the enemy and causes vehicle and equipment damage. 1. Prepares an ambush site before the element arrives. 2. Surprises march element forces. 3. Inflicts heavy casualties within the designated kill zone. 4. Inflicts heavy damage to vehicles and equipment within the designated kill zone. 5. Delays the march element from reaching a specified destination for a specified period of time. 6. Withdraws on order. 7. Sustains no casualties. 8. Reports actions to superiors.

- ELEMENTS:** Company  
 Company Headquarters  
 Maintenance Section  
 Three Engineer Platoon Headquarters  
 Nine Engineer Squads  
 Assault and Obstacle Platoon Headquarters  
 Obstacle Section  
 Three Assault Sections  
 Regimental Engineer Section  
 Combat Medical Section

**TASK:** Cross a Chemically Contaminated Area (03-3-C226.05-T01A)  
 (FM 3-3)

**ITERATION:** 1M 2M 3M 4M 5M (Circle)

**COMMANDER/LEADER ASSESSMENT:** T P U (Circle)

**CONDITIONS:** The unit is en route to a new location on a designated route. The unit cannot move off that route and still complete its assigned mission. The unit discovers contamination on the route and is directed to cross the contaminated area. This task is always performed in MOPP4.

**TASK STANDARDS:** The unit crosses the contaminated area without suffering chemical-agent casualties.

TASK STEPS AND PERFORMANCE MEASURES	GO	NO-GO
<p>* 1. The element leader selects a route across the contaminated area.</p> <ul style="list-style-type: none"> <li>a. Used a nuclear, biological, and chemical (NBC) 5 (chemical) report and/or reconnaissance reports to select a route.</li> <li>b. Selected a route that minimized exposure consistent with the mission.</li> <li>c. Obtained a route clearance and approval.</li> </ul> <p>2. The element prepares to cross the area.</p> <ul style="list-style-type: none"> <li>a. Assumed MOPP 4 for crossing the area.</li> <li>b. Ensured that all drivers, vehicle commanders, and leaders knew the march route or had strip maps.</li> <li>c. Ensured that all vehicles were buttoned up (mounted movement).</li> <li>d. Placed externally stored equipment inside the vehicle or covered it with available material.</li> <li>e. Attached M9 detector paper to soldiers and vehicles to provide warning of contamination.</li> </ul> <p>3. The element crosses the area.</p> <ul style="list-style-type: none"> <li>a. Avoided low ground, overhanging branches, and brush to the extent allowed by the tactical situation.</li> <li>b. Conducted dismounted movement, if necessary, as rapidly as possible.</li> <li>c. Crossed the area as quickly and as carefully as possible.</li> </ul> <p>4. The element exits the contaminated area.</p> <ul style="list-style-type: none"> <li>a. Checked for casualties.</li> <li>b. Reported casualties, if applicable.</li> <li>c. Conducted necessary decontamination.</li> <li>d. Continued the mission.</li> </ul>		

TASK PERFORMANCE / EVALUATION SUMMARY BLOCK							
ITERATION	1M	2M	3M	4M	5M		TOTAL
TOTAL TASK STEPS EVALUATED							
TOTAL TASK STEPS "GO"							
TRAINING STATUS "GO"/"NO-GO"							

"\*" indicates a leader task step.

#### SUPPORTING INDIVIDUAL TASKS

Task Number	Task Title	References
031-503-1014	Identify Chemical Agents Using M8 Detector Paper	STP 21-1-SMCT
031-503-2004	Prepare and Submit NBC 4 Reports	STP 21-24-SMCT
031-503-3004	Supervise the Crossing of a Contaminated Area	STP 21-24-SMCT
071-329-1005	Determine a Location on the Ground by Terrain Association	STP 21-1-SMCT
121-030-3534	Report Casualties	STP 21-24-SMCT

#### SUPPORTING COLLECTIVE TASKS: NONE

#### OPFOR TASKS AND STANDARDS

**TASK:** Conduct an Ambush (5-OPFOR-0007)

**CONDITION:** The enemy is moving in a convoy. The opposing forces (OPFOR) element is positioned along the enemy's route.

**STANDARD:** The OPFOR element inflicts casualties on the enemy and causes vehicle and equipment damage. 1. Prepares an ambush site before the element arrives. 2. Surprises march element forces. 3. Inflicts heavy casualties within the designated kill zone. 4. Inflicts heavy damage to vehicles and equipment within the designated kill zone. 5. Delays the march element from reaching a specified destination for a specified period of time. 6. Withdraws on order. 7. Sustains no casualties. 8. Reports actions to superiors.

**TASK:** Conduct an Aerial Reconnaissance (5-OPFOR-0010)

**CONDITION:** The opposing forces (OPFOR) headquarters (HQ) element requires intelligence on the locations and identification of enemy elements. An aircraft is dispatched to take photographs and make a visual inspection of the enemy rear area.

**STANDARD:** The OPFOR element gathers photograph intelligence of the enemy. 1. Photographs the assigned sectors. 2. Makes quick visual checks where the ceiling is low. 3. Locates enemy positions in the area, particularly support and storage bases, and command and control (C2) facilities. 4. Sustains no loss of aircraft. 5. Reports priority intelligence requirements (PIR) and other information requirements to the OPFOR HQ.

**TASK:** Conduct Terrorist and Saboteur Attacks (5-OPFOR-0005)

**CONDITION:** The opposing forces (OPFOR) element dispatches small teams into the enemy's rear area to disrupt combat service support (CSS) operations.

**STANDARD:** The enemy sustains disrupted command and control (C2), destroyed equipment and supplies, and light casualties. 1. Locates rear support bases and C2 facilities. 2. Delays and disrupts CSS operations through probes. 3. Infiltrates CSS bases to conduct sabotage and terrorist activities. 4. Inflicts light casualties. 5. Destroys supplies and equipment.

**TASK:** Disrupt Defensive Preparations (5-OPFOR-0018)

**CONDITION:** The opposing forces (OPFOR) element has located the enemy. Priority intelligence requirements (PIR) and other intelligence requirements obtained by OPFOR patrols indicate that the enemy elements are establishing defensive positions. The OPFOR element has automatic and antiarmor weapons and light mortars.

**STANDARD:** The OPFOR element disrupts and delays the enemy's defensive preparations. 1. Locates and penetrates the enemy's security system. 2. Forces the enemy to delay defensive preparations. 3. Disrupts the enemy's obstacle preparations.

**TASK:** Disrupt Movement (5-OPFOR-0014)

**CONDITION:** The enemy is expected to move through the opposing forces (OPFOR) element's area of operations. The OPFOR element has received an operation order (OPORD) or fragmentary order (FRAGO) to disrupt enemy movement. The enemy has the capability to defend with direct fire and antiarmor weapons.

**STANDARD:** The OPFOR element delays enemy movement. 1. Delays the element. 2. Forces the element to deviate from its route. 3. Prevents the element from reaching its destination. 4. Surprises the element's main body.

**TASK:** Defeat Obstacles (5-OPFOR-0009)

**CONDITION:** The opposing forces (OPFOR) element encounters an obstacle that blocks the avenue of approach as it advances upon the enemy forces.

**STANDARD:** The OPFOR element bypasses or breaches the enemy obstacle. 1. Detects the obstacle before halting its main body. 2. Defeats the obstacle. a. Bypasses the obstacle without entering the engagement areas. b. Breaches the obstacle within 45 minutes and passes its entire force through the obstacle. 3. Does not incur degradation to the point that the mission must be discontinued.

**TASK:** Disrupt a Route Reconnaissance (5-OPFOR-0021)

**CONDITION:** The enemy is conducting a route reconnaissance. The opposing forces (OPFOR) element is positioned along the enemy's route.

**STANDARD:** The OPFOR element attempts to disrupt a squad/section conducting a route reconnaissance. 1. Prevents the unit from meeting its specified time schedule. 2. Forces the unit to deviate from its specified route. 3. Prevents the unit from reaching its assigned destination. 4. Surprises the squad/section. 5. Inflicts casualties on the unit.

**TASK:** Disrupt a Net Control Station (NCS) (5-OPFOR-0019)

**CONDITION:** The enemy has established a NCS. The opposing forces (OPFOR) element has radio and jamming equipment.



**STANDARD:** The OPFOR element attempts to disrupt an NCS. 1. Attempts to locate the radio frequency that the unit is operating on. 2. Attempts to enter the radio net. 3. Attempts to issue "bogus" orders to a unit on the net. 4. Jams the radio frequency and forces the unit to go to an alternate frequency.

**TASK:** Disrupt Construction of Vehicle Fighting Positions (5-OPFOR-0020)

**CONDITION:** The opposing forces (OPFOR) element has located the enemy. The priority intelligence requirements (PIR) and other intelligence obtained by OPFOR patrols indicate the enemy is constructing vehicle fighting positions within its defensive area. The OPFOR element has automatic and antiarmor weapons and light mortars.

**STANDARD:** The OPFOR element attempts to disrupt the enemy's efforts to establish vehicle fighting positions. 1. Locates the defensive area. 2. Surprises the main body. 3. Penetrates the defensive area with squad-size probes. 4. Inflicts casualties on the unit. 5. Destroys vehicles. 6. Disrupts the unit's preparations (prevents or delays beyond the unit's allotted time).

**TASK:** Disrupt an Engineer Reconnaissance (5-OPFOR-0022)

**CONDITION:** The enemy is conducting an engineer reconnaissance. The opposing forces (OPFOR) element is positioned along the enemy's route.

**STANDARD:** The OPFOR element disrupts an engineer reconnaissance. 1. Prevents the unit from meeting its specified time schedule. 2. Forces the unit to deviate from its specified route. 3. Prevents the unit from accomplishing its assigned engineer reconnaissance. 4. Surprises the unit conducting the reconnaissance.

**TASK:** Conduct an Attack (5-OPFOR-0008)

**CONDITION:** The enemy is conducting tactical operations. The opposing forces (OPFOR) element receives orders to attack the enemy, the area of occupation, or the main supply route (MSR) with smoke.

**STANDARD:** The OPFOR element disrupts the enemy's movement and smoke operations. 1. Determines the delivery method of the smoke attack. 2. Locates the target. 3. Delivers the smoke attack downwind. 4. Attacks the enemy with smoke, and surge attacks when the enemy responds to the smoke.

**TASK:** Disrupt Quartering Party Operations (5-OPFOR-0017)

**CONDITION:** The enemy is conducting quartering party operations. It has established an assembly area (AA) but has not moved in the main body.

**STANDARD:** The opposing forces (OPFOR) element attempts to disrupt quartering party operations and infiltrate the enemy's AA. 1. Locates the quartering party and the AA. 2. Surprises the main body. 3. Penetrates the AA with squad-size probes. 4. Inflicts personnel casualties and vehicle damage. 5. Disrupts the unit's preparations (prevents or delays beyond the unit's allotted time).

**TASK:** Disrupt Enemy Movement and Operations Using Tactical Nuclear Weapons (5-OPFOR-0016)

**CONDITION:** The opposing forces (OPFOR) element has located the enemy. Priority intelligence requirements (PIR) and other intelligence requirements have been obtained by OPFOR patrols. Tactical nuclear weapons are employed against key locations in the rear area.

**STANDARD:** The OPFOR element disrupts enemy movement and operations. 1. Disrupts or delays the movement of the enemy's equipment and supplies to the forward areas. 2. Destroys enemy equipment and supplies. 3. Inflicts a high rate of nuclear casualties among the enemy forces. 4. Denies the enemy the use of specified areas. 5. Contaminates the enemy's equipment and supplies.

**TASK:** Disrupt Assembly Area (AA) Activities (5-OPFOR-0013)

**CONDITION:** Intelligence reports indicate that platoon- and company-size enemy units are operating in the opposing forces (OPFOR) area of operations. Enemy units can defend from AAs with direct fire, antiarmor weapons, and indirect fire. The enemy has close air support (CAS) and nuclear, biological, and chemical (NBC) capabilities.

**STANDARD:** The OPFOR element locates and disrupts the enemy's AA activities. 1. Locates the element's AA. 2. Probes the AA with squad- or team-size elements. 3. Inflicts more than 5 percent casualties on the element. 4. Disrupts the element's preparations (prevents or delays beyond the element's allotted time).

**TASK:** Disrupt Enemy Movement and Operations Using Persistent and Nonpersistent Chemical Weapons (5-OPFOR-0015)

**CONDITION:** The opposing forces (OPFOR) element has located the enemy. Priority intelligence requirements (PIR) and other intelligence requirements have been obtained by OPFOR patrols. The OPFOR units deliver chemical agents, by means of conventional artillery weapons or aircraft, along selected supply routes and key bases in the rear area.

**STANDARD:** The OPFOR element disrupts enemy movement and operations using persistent and nonpersistent chemical weapons. 1. Delivers chemical agents in low and densely wooded areas. 2. Delays the movement of enemy supplies and equipment to the forward areas. 3. Restricts the movement of the enemy units in the rear area. 4. Channels the movement of enemy units into predesignated ambush areas. 5. Contaminates enemy supplies and equipment. 6. Inflicts a high rate of casualties on enemy forces.

**TASK:** Counter Passage of Lines (5-OPFOR-0012)

**CONDITION:** Enemy forces are in defensive positions, but they are expected to attempt passage-of-lines operations. The opposing forces (OPFOR) received orders to disrupt enemy passage-of-lines operations.

**STANDARD:** The OPFOR element delays or prevents enemy passage of lines. 1. Delays the passage. 2. Prevents the company from moving all personnel through the stationary unit. 3. Engages the main body of either the moving or the stationary unit.

**TASK:** Conduct Air Attacks (5-OPFOR-0002)

**CONDITION:** The opposing forces (OPFOR) element in the rear area has forwarded the positions of the enemy support sites or the locations of moving elements. The OPFOR aircraft have been dispatched to attack enemy installations or convoys.

**STANDARD:** The OPFOR element attempts to delay, disrupt, or damage the enemy targets by air. 1. Locates the target (support sites or convoys). 2. Makes attack runs on the designated targets. 3. Inflicts heavy damage to the selected target. 4. Sustains no loss of aircraft. 5. Delays moving the force for more than one hour.

**TASK:** Surrender to the Capturing Unit on the Battlefield (5-OPFOR-0024)

**CONDITION:** The enemy has captured the opposing forces (OPFOR) element's soldiers, documents, and equipment sensitive to the OPFOR tactical operations.

**STANDARD:** The OPFOR soldiers retain or destroy documents and equipment. The OPFOR element surrenders documents and equipment of no tactical use to the enemy and attempts to conceal or destroy items of tactical value. The OPFOR element attempts escape and evasion. 1. Prevents the successful capture of documents and equipment. 2. Destroys documents and equipment. 3. Removes identifying markings from equipment. 4. Removes unit-identifying insignia. 5. Provides misleading information. 6. Plans an escape. 7. Delays movement to the nearest collection point. 8. Prevents safeguarding of enemy prisoners of war (EPWs) in order to cause embarrassment to the United States (US).

**TASK:** Conduct a Raid (5-OPFOR-0004)

**CONDITION:** The opposing forces (OPFOR) element has occupied an objective rally point and has orders to conduct a raid on a combat service support (CSS) base.

**STANDARD:** The OPFOR element infiltrates the enemy's base and destroys all of the targets. 1. Surprises the enemy forces. 2. Assaults the support base and accomplishes the assigned tasks. 3. Destroys the specified equipment and supplies. 4. Avoids being decisively engaged. 5. Withdraws all personnel from the objective areas within the time prescribed. 6. Obtains all priority intelligence requirements (PIR) from the raid site. 7. Sustains only light casualties from enemy fire.

**TASK:** Attack (5-OPFOR-0001)

**CONDITION:** The opposing forces (OPFOR) element has located the enemy. The priority intelligence requirements (PIR) and other intelligence requirements have been obtained by OPFOR patrols. The OPFOR element has automatic and antiarmor weapons and light mortars.

**STANDARD:** The OPFOR element attempts to seize the terrain, vehicles, or equipment. 1. Develops an attack plan. 2. Surprises the enemy unit's main body. 3. Initiates the attack using a scheme of maneuver that exploits the enemy's flanks, gaps, and weaknesses. 4. Uses covered and concealed routes to approach the enemy forces' flanks, gaps, or weakly held areas. 5. Employs indirect fire to support the attack. 6. Penetrates enemy defenses. 7. Destroys equipment and supplies. 8. Inflicts heavy casualties. 9. Isolates the combat service support (CSS) base by blocking reinforcements. 10. Forces enemy units to displace. 11. Avoids being fixed in one position. 12. Withdraws before the CSS base is reinforced with tactical combat forces.

**TASK:** Defend a Minefield (5-OPFOR-0023)

**CONDITION:** The enemy is conducting a minefield sweeping operation. The opposing forces (OPFOR) element has a minefield placed in the enemy's path. The minefield is under constant observation and fire.

**STANDARD:** The OPFOR element defends a minefield against an enemy element conducting a minefield sweeping operation. 1. Prevents the unit from detecting the obstacle. 2. Disrupts the minefield sweeping operation. 3. Prevents the unit from conducting the minefield sweeping operation, prevents the unit from moving all personnel through the breach, or delays the completion of the minefield sweeping operation for more than 45 minutes.

**TASK:** Maintain Contact (5-OPFOR-0003)

**CONDITION:** The opposing forces (OPFOR) element is engaged with enemy base defense forces. The enemy forces are withdrawing under pressure.

**STANDARD:** The OPFOR element maintains enemy contact while the enemy withdraws. 1. Engages the enemy forces decisively. 2. Advances the OPFOR as the enemy forces withdraw. 3. Inflicts heavy casualties. 4. Captures the members of the enemy force. 5. Captures documents and equipment. 6. Safeguards captured documents, equipment, and personnel.

**ELEMENT:** Company

**TASK:** Prepare an Obstacle Plan (05-2-0001)  
 (FM 90-7) (FM 3-34.2) (FM 5-100)  
 (FM 5-102) (FM 5-71-2)

**ITERATION:** 1 2 3 4 5 M (Circle)  
**COMMANDER/LEADER ASSESSMENT:** T P U (Circle)

**CONDITIONS:** The element is supporting a task force (TF), and guidance has been received from the TF commander. The commander has completed an engineer estimate and developed the initial engineer plan to support the operation. The TF commander's guidance identifies directed obstacles; responsibilities; obstacle belts; obstacle-restricted areas; scatterable mine (SCATMINE) employment authority; and concept, priorities, and special instructions. Digital units have performed functionality checks, and systems are operational. Some iterations of this task should be performed in MOPP4.

**TASK STANDARDS:** The obstacle plan supports the TF commander's scheme of maneuver. It graphically shows the TF commander's intent for obstacle groups in the TF sector. The overlay must be completed and submitted to the TF by the most expedient means available no later than the time specified in the fragmentary order (FRAGO) or the operation order (OPORD). Digital units send and receive reports and orders using frequency-modulated (FM) or digital means to update the situational awareness (SA) and the common operational picture (COP). The time required to perform this task is increased when conducting it in mission-oriented protection posture (MOPP) 4.

TASK STEPS AND PERFORMANCE MEASURES	GO	NO-GO
<p>* 1. The company commander obtains and considers the available information.</p> <ul style="list-style-type: none"> <li>a. Received constraints and restraints from higher headquarters (HQ).</li> <li>b. Determined the TF's course of action (COA).</li> <li>c. Developed the initial analysis as part of the engineer estimate process.</li> <li>d. Determined the specified tasks from the higher unit's OPORD.</li> </ul> <p>* 2. The company commander, assisted by the HQ staff, develops an initial plan using the Maneuver Control System (MCS) and the Digital Topographic Support System (DTSS).</p> <ul style="list-style-type: none"> <li>a. Included the obstacles directed by higher HQ.</li> <li>b. Included the obstacles directed by the TF commander.</li> <li>c. Included the obstacle groups that achieved the desired effect on the enemy.</li> <li>d. Included obstacle restrictions.</li> <li>e. Included the SCATMINE employment concept (identified by the type of SCATMINE system).</li> <li>f. Integrated the Hornet and the Raptor into the defensive plan.</li> </ul> <p>NOTE: These munitions are used to deny the enemy use of an area, for overwatching conventional minefields, on high-speed avenues of approach, and in other ways as needed.</p> <ul style="list-style-type: none"> <li>g. Included the priority of the distribution of assets.                             <ul style="list-style-type: none"> <li>(1) Class IV; Class V (engineer); and other obstacle assets under brigade or engineer company control, to include units from higher echelons.</li> <li>(2) The SCATMINE allocation by sortie for the Gator and air Volcano.</li> <li>(3) The number of rounds for the area denial artillery munition (ADAM)/remote antiarmor mine (RAAM).</li> <li>(4) The number of mines/reloads for the Flipper and Volcano.</li> <li>(5) The number of dispensers for the Modular Pack Mine System (MOPMS).</li> </ul> </li> </ul>		

TASK STEPS AND PERFORMANCE MEASURES	GO	NO-GO
<p>h. Included the execution authority and special instructions for reserved demolitions and/or obstacles.</p> <p>i. Included the lanes and routes key to the brigade's maneuver element or logistics plan and instructions for their closure.</p> <p>NOTE: The initial plan contains tentative information. While directive in nature, the specifics of the plan are modified based on the tactical plans of the subordinate maneuver elements.</p> <p>* 3. The element leader integrates the initial obstacle plan into the tactical plan.</p> <p>a. Directed only those items key to the maneuver plan.</p> <p>b. Allowed maximum flexibility for subordinate maneuver commanders to determine the type and location of obstacles, consistent with the TF commander's scheme of maneuver.</p> <p>c. Provided the plan to the maneuver commander and ensured that it was incorporated into the engineer annex.</p> <p>* 4. The element leader consolidates subordinate-unit obstacle plans into the final (actual) obstacle plan, ensuring that the obstacle types and locations are coordinated with the maneuver and fire support (FS) plans.</p> <p>* 5. The element leader ensures that the final obstacle plan is complete.</p> <p>a. Included the location, type, and special characteristics of each obstacle (including directed obstacles) and all scatterable minefields with self-destruct times, except for the MOPMS minefields.</p> <p>b. Included a timetable and estimated completion time for obstacles not yet completed.</p> <p>c. Included specific orders stating under what conditions and by whose authority reserve obstacles were to be executed.</p> <p>d. Illustrated the exact location of opened routes and lanes according to the tactical and logistical plan, including those specified by higher HQ.</p> <p>e. Included the changes in obstacle groups and other such adjustments that had been coordinated with subordinate elements.</p> <p>NOTE: Digital units update the COP reflecting obstacle locations to provide SA.</p>		

TASK PERFORMANCE / EVALUATION SUMMARY BLOCK							
ITERATION	1	2	3	4	5	M	TOTAL
TOTAL TASK STEPS EVALUATED							
TOTAL TASK STEPS "GO"							
TRAINING STATUS "GO"/"NO-GO"							

"\*" indicates a leader task step.

**SUPPORTING INDIVIDUAL TASKS**

Task Number	Task Title	References
052-195-4065	Conduct Engineer Tactical Planning	STP 5-12B24-SM-TG

**SUPPORTING COLLECTIVE TASKS**

Task Number	Task Title	References
05-2-0002	Prepare an Engineer Estimate (Company)	ARTEP 5-027-35-MTP ARTEP 5-053-35-MTP ARTEP 5-063-35-MTP

**SUPPORTING COLLECTIVE TASKS**

Task Number	Task Title	References
05-2-0003	Prepare an Engineer Annex	ARTEP 5-113-35-MTP ARTEP 5-145-32-MTP ARTEP 5-157-35-MTP ARTEP 5-217-35-MTP ARTEP 5-335-65-MTP ARTEP 5-337-35-MTP ARTEP 5-427-35-MTP ARTEP 5-436-35-MTP ARTEP 5-436-37-MTP ARTEP 5-437-36-MTP ARTEP 5-437-38-MTP ARTEP 5-447-35-MTP ARTEP 5-447-37-MTP ARTEP 5-463-35-MTP ARTEP 5-463-36-MTP ARTEP 5-473-35-MTP ARTEP 5-026-34-MTP ARTEP 5-027-35-MTP ARTEP 5-053-35-MTP ARTEP 5-063-35-MTP ARTEP 5-113-35-MTP ARTEP 5-156-34-MTP ARTEP 5-157-35-MTP ARTEP 5-216-34-MTP ARTEP 5-217-35-MTP ARTEP 5-335-65-MTP ARTEP 5-337-35-MTP ARTEP 5-426-34-MTP ARTEP 5-427-35-MTP ARTEP 5-435-67-MTP ARTEP 5-437-36-MTP ARTEP 5-437-38-MTP ARTEP 5-446-34-MTP ARTEP 5-446-36-MTP ARTEP 5-447-35-MTP ARTEP 5-447-37-MTP ARTEP 5-463-35-MTP ARTEP 5-463-36-MTP ARTEP 5-473-35-MTP ARTEP 5-615-66-MTP
05-2-0025	Report Obstacle Information (Company)	ARTEP 5-026-34-MTP ARTEP 5-027-35-MTP ARTEP 5-053-35-MTP ARTEP 5-063-35-MTP ARTEP 5-113-35-MTP ARTEP 5-157-35-MTP ARTEP 5-217-35-MTP ARTEP 5-335-65-MTP ARTEP 5-337-35-MTP ARTEP 5-417-35-MTP ARTEP 5-423-35-MTP ARTEP 5-427-35-MTP ARTEP 5-436-37-MTP

**SUPPORTING COLLECTIVE TASKS**

<b>Task Number</b>	<b>Task Title</b>	<b>References</b>
05-2-0027	Perform an Engineer Battlefield Assessment (Company)	ARTEP 5-437-36-MTP
		ARTEP 5-437-38-MTP
		ARTEP 5-447-35-MTP
		ARTEP 5-447-37-MTP
		ARTEP 5-027-35-MTP
05-2-0114.07-2102	Breach Obstacle (Company)	ARTEP 5-063-35-MTP
		ARTEP 5-157-35-MTP
		ARTEP 5-217-35-MTP
		ARTEP 5-427-35-MTP
		ARTEP 5-447-35-MTP
05-2-0126	Provide Support for Countermobility Operations	ARTEP 5-447-37-MTP
		ARTEP 7-10-MTP
05-2-0314	Integrate Obstacles Into Direct- and Indirect-Fire Plans	ARTEP 7-7J-MTP
		ARTEP 5-063-10-MTP
05-2-0413	Conduct Engineer Intelligence Collection	ARTEP 5-063-11-MTP
		ARTEP 5-063-35-MTP
		ARTEP 5-053-35-MTP
		ARTEP 5-113-35-MTP
		ARTEP 5-335-65-MTP
		ARTEP 5-337-35-MTP
		ARTEP 5-435-67-MTP
		ARTEP 5-437-36-MTP
		ARTEP 5-437-38-MTP
		ARTEP 5-053-35-MTP
05-2-0514	Emplace Tactical Obstacles	ARTEP 5-113-35-MTP
		ARTEP 5-335-65-MTP
		ARTEP 5-337-35-MTP
		ARTEP 5-435-67-MTP
		ARTEP 5-437-36-MTP
		ARTEP 5-437-38-MTP
		ARTEP 5-500-66-MTP
		ARTEP 5-027-10-MTP
		ARTEP 5-053-11-MTP
		ARTEP 5-053-12-MTP
		ARTEP 5-063-10-MTP
		ARTEP 5-063-11-MTP
		ARTEP 5-063-35-MTP
		ARTEP 5-113-11-MTP
		ARTEP 5-113-12-MTP
		ARTEP 5-113-35-MTP
		ARTEP 5-157-10-MTP
ARTEP 5-217-10-MTP		
ARTEP 5-335-65-MTP		
ARTEP 5-335-70-MTP		
ARTEP 5-337-10-MTP		
ARTEP 5-337-35-MTP		
ARTEP 5-427-10-MTP		
ARTEP 5-435-67-MTP		
ARTEP 5-437-10-MTP		
ARTEP 5-437-11-MTP		

**SUPPORTING COLLECTIVE TASKS**

Task Number	Task Title	References
05-2-0516	Emplace Situational Obstacles	ARTEP 5-437-36-MTP ARTEP 5-437-38-MTP ARTEP 5-113-11-MTP ARTEP 5-113-12-MTP ARTEP 5-335-65-MTP ARTEP 5-335-70-MTP ARTEP 5-337-10-MTP ARTEP 5-337-35-MTP ARTEP 5-435-67-MTP ARTEP 5-437-10-MTP ARTEP 5-437-11-MTP ARTEP 5-437-36-MTP ARTEP 5-437-38-MTP
05-2-1024	Conduct Combat Refueling Operations	ARTEP 5-025-66-MTP ARTEP 5-026-34-MTP ARTEP 5-027-10-MTP ARTEP 5-027-35-MTP ARTEP 5-053-35-MTP ARTEP 5-113-35-MTP ARTEP 5-145-32-MTP ARTEP 5-155-66-MTP ARTEP 5-156-34-MTP ARTEP 5-157-10-MTP ARTEP 5-157-35-MTP ARTEP 5-215-66-MTP ARTEP 5-216-34-MTP ARTEP 5-217-10-MTP ARTEP 5-217-35-MTP ARTEP 5-335-65-MTP ARTEP 5-337-35-MTP ARTEP 5-425-66-MTP ARTEP 5-426-34-MTP ARTEP 5-427-10-MTP ARTEP 5-427-35-MTP ARTEP 5-435-67-MTP ARTEP 5-437-36-MTP ARTEP 5-437-38-MTP ARTEP 5-445-64-MTP ARTEP 5-445-66-MTP ARTEP 5-446-34-MTP ARTEP 5-446-36-MTP ARTEP 5-447-10-MTP ARTEP 5-447-11-MTP ARTEP 5-447-35-MTP ARTEP 5-447-37-MTP ARTEP 5-463-10-MTP ARTEP 5-463-12-MTP ARTEP 5-463-15-MTP ARTEP 5-463-17-MTP ARTEP 5-463-35-MTP ARTEP 5-463-36-MTP ARTEP 5-473-35-MTP



**SUPPORTING COLLECTIVE TASKS**

<b>Task Number</b>	<b>Task Title</b>	<b>References</b>
05-2-1126	Coordinate for Organizational Maintenance Support	ARTEP 5-027-35-MTP ARTEP 5-063-10-MTP ARTEP 5-063-11-MTP ARTEP 5-063-35-MTP ARTEP 5-157-35-MTP ARTEP 5-217-35-MTP ARTEP 5-427-35-MTP ARTEP 5-447-35-MTP ARTEP 5-447-37-MTP ARTEP 5-500-66-MTP ARTEP 5-520-10-MTP ARTEP 5-520-12-MTP ARTEP 5-520-14-MTP ARTEP 5-530-14-MTP ARTEP 5-530-16-MTP ARTEP 5-617-35-MTP
05-2-1131	Establish Unit Maintenance Operations	ARTEP 5-026-34-MTP ARTEP 5-027-10-MTP ARTEP 5-027-35-MTP ARTEP 5-063-10-MTP ARTEP 5-063-11-MTP ARTEP 5-063-35-MTP ARTEP 5-145-32-MTP ARTEP 5-156-34-MTP ARTEP 5-157-35-MTP ARTEP 5-216-34-MTP ARTEP 5-217-10-MTP ARTEP 5-217-35-MTP ARTEP 5-336-34-MTP ARTEP 5-426-34-MTP ARTEP 5-427-10-MTP ARTEP 5-427-35-MTP ARTEP 5-436-35-MTP ARTEP 5-436-37-MTP ARTEP 5-446-34-MTP ARTEP 5-446-36-MTP ARTEP 5-447-10-MTP ARTEP 5-447-11-MTP ARTEP 5-447-35-MTP ARTEP 5-447-37-MTP ARTEP 5-463-35-MTP ARTEP 5-463-36-MTP ARTEP 5-473-35-MTP
05-2-1219	Conduct Combat Operations	ARTEP 5-027-10-MTP ARTEP 5-027-35-MTP ARTEP 5-063-10-MTP ARTEP 5-063-11-MTP ARTEP 5-063-35-MTP ARTEP 5-157-10-MTP ARTEP 5-157-35-MTP ARTEP 5-217-10-MTP ARTEP 5-217-35-MTP

**SUPPORTING COLLECTIVE TASKS**

Task Number	Task Title	References
05-2-7008	Prepare an Operation Order (OPORD) (Company/Platoon)	ARTEP 5-335-60-MTP ARTEP 5-335-65-MTP ARTEP 5-335-66-MTP ARTEP 5-427-10-MTP ARTEP 5-427-35-MTP ARTEP 5-447-10-MTP ARTEP 5-447-11-MTP ARTEP 5-447-35-MTP ARTEP 5-447-37-MTP ARTEP 5-026-34-MTP  ARTEP 5-027-10-MTP ARTEP 5-027-35-MTP ARTEP 5-053-11-MTP ARTEP 5-053-12-MTP ARTEP 5-053-35-MTP ARTEP 5-063-10-MTP ARTEP 5-063-11-MTP ARTEP 5-063-35-MTP ARTEP 5-113-11-MTP ARTEP 5-113-12-MTP ARTEP 5-113-35-MTP ARTEP 5-145-12-MTP ARTEP 5-145-32-MTP ARTEP 5-156-34-MTP ARTEP 5-157-10-MTP ARTEP 5-157-35-MTP ARTEP 5-216-34-MTP ARTEP 5-217-10-MTP ARTEP 5-217-35-MTP ARTEP 5-335-60-MTP ARTEP 5-335-65-MTP ARTEP 5-335-70-MTP ARTEP 5-336-34-MTP ARTEP 5-337-10-MTP ARTEP 5-337-35-MTP ARTEP 5-413-35-MTP ARTEP 5-416-14-MTP ARTEP 5-416-34-MTP ARTEP 5-417-13-MTP ARTEP 5-423-11-MTP ARTEP 5-423-35-MTP ARTEP 5-424-35-MTP ARTEP 5-426-34-MTP ARTEP 5-427-10-MTP ARTEP 5-427-35-MTP ARTEP 5-434-35-MTP ARTEP 5-436-35-MTP ARTEP 5-436-37-MTP ARTEP 5-437-10-MTP ARTEP 5-437-11-MTP ARTEP 5-437-36-MTP ARTEP 5-437-38-MTP

**SUPPORTING COLLECTIVE TASKS**

<b>Task Number</b>	<b>Task Title</b>	<b>References</b>
		ARTEP 5-446-34-MTP
		ARTEP 5-446-36-MTP
		ARTEP 5-447-10-MTP
		ARTEP 5-447-11-MTP
		ARTEP 5-447-35-MTP
		ARTEP 5-447-37-MTP
		ARTEP 5-463-10-MTP
		ARTEP 5-463-12-MTP
		ARTEP 5-463-15-MTP
		ARTEP 5-463-17-MTP
		ARTEP 5-463-35-MTP
		ARTEP 5-463-36-MTP
		ARTEP 5-473-35-MTP
		ARTEP 5-500-66-MTP
		ARTEP 5-520-10-MTP
		ARTEP 5-520-12-MTP
		ARTEP 5-520-14-MTP
		ARTEP 5-530-14-MTP
		ARTEP 5-530-16-MTP
		ARTEP 5-603-35-MTP
		ARTEP 5-605-66-MTP
		ARTEP 5-607-35-MTP
		ARTEP 5-608-35-MTP
		ARTEP 5-616-34-MTP
		ARTEP 5-617-10-MTP
		ARTEP 5-617-11-MTP
		ARTEP 5-617-35-MTP
05-2-7721	Plan or Control Augmentation Support	ARTEP 5-026-34-MTP
		ARTEP 5-027-35-MTP
		ARTEP 5-063-35-MTP
		ARTEP 5-156-34-MTP
		ARTEP 5-157-35-MTP
		ARTEP 5-216-34-MTP
		ARTEP 5-217-35-MTP
		ARTEP 5-426-34-MTP
		ARTEP 5-427-35-MTP
		ARTEP 5-446-34-MTP
		ARTEP 5-446-36-MTP
		ARTEP 5-447-35-MTP
		ARTEP 5-447-37-MTP
		ARTEP 5-530-14-MTP
		ARTEP 5-530-16-MTP
05-3-0004	Breach Obstacles	ARTEP 5-027-10-MTP
		ARTEP 5-053-11-MTP
		ARTEP 5-053-12-MTP
		ARTEP 5-113-11-MTP
		ARTEP 5-113-12-MTP
		ARTEP 5-157-10-MTP
		ARTEP 5-217-10-MTP
		ARTEP 5-335-70-MTP
		ARTEP 5-337-10-MTP
		ARTEP 5-427-10-MTP
		ARTEP 5-437-10-MTP

**SUPPORTING COLLECTIVE TASKS**

<b>Task Number</b>	<b>Task Title</b>	<b>References</b>
05-3-0043.05-R01A	Create a Lane Through an Obstacle by Explosive Techniques	ARTEP 5-437-11-MTP ARTEP 5-447-10-MTP ARTEP 5-447-11-MTP ARTEP 5-053-11-MTP  ARTEP 5-053-12-MTP ARTEP 5-063-10-MTP ARTEP 5-113-11-MTP ARTEP 5-113-12-MTP ARTEP 5-335-70-MTP ARTEP 5-337-10-MTP ARTEP 5-437-10-MTP ARTEP 5-437-11-MTP ARTEP 5-053-11-MTP
05-3-0046.05-R01A	Create a Lane Through an Obstacle by Mechanical Techniques	ARTEP 5-053-12-MTP ARTEP 5-063-10-MTP ARTEP 5-113-12-MTP ARTEP 5-335-70-MTP ARTEP 5-337-10-MTP ARTEP 5-437-10-MTP ARTEP 5-437-11-MTP ARTEP 5-053-11-MTP
05-3-0047.05-R01A	Create a Lane Through an Obstacle by Manual Techniques	ARTEP 5-053-12-MTP ARTEP 5-063-10-MTP ARTEP 5-113-12-MTP ARTEP 5-335-70-MTP ARTEP 5-337-10-MTP ARTEP 5-437-10-MTP ARTEP 5-437-11-MTP ARTEP 5-053-11-MTP
05-3-0201	Create a Crater Obstacle with Explosives	ARTEP 5-053-12-MTP ARTEP 5-063-10-MTP ARTEP 5-063-11-MTP ARTEP 5-113-12-MTP ARTEP 5-157-10-MTP ARTEP 5-217-10-MTP ARTEP 5-335-70-MTP ARTEP 5-337-10-MTP ARTEP 5-417-17-MTP ARTEP 5-427-10-MTP ARTEP 5-437-10-MTP ARTEP 5-437-11-MTP ARTEP 5-447-10-MTP ARTEP 5-447-11-MTP
05-3-0204	Prepare Preconstructed Obstacles	ARTEP 5-027-10-MTP ARTEP 5-053-11-MTP ARTEP 5-053-12-MTP ARTEP 5-063-10-MTP ARTEP 5-063-11-MTP ARTEP 5-113-12-MTP

**SUPPORTING COLLECTIVE TASKS**

<b>Task Number</b>	<b>Task Title</b>	<b>References</b>
		ARTEP 5-157-10-MTP ARTEP 5-217-10-MTP ARTEP 5-335-70-MTP ARTEP 5-337-10-MTP ARTEP 5-427-10-MTP ARTEP 5-437-10-MTP ARTEP 5-437-11-MTP ARTEP 5-447-10-MTP ARTEP 5-447-11-MTP
05-3-0209	Clear Obstacles Using Demolitions	ARTEP 5-335-70-MTP ARTEP 5-337-10-MTP ARTEP 5-417-17-MTP
05-3-0230	Construct a Protective Obstacle	ARTEP 5-434-35-MTP ARTEP 5-436-35-MTP ARTEP 5-436-37-MTP
05-3-0303	Construct Wire Obstacles	ARTEP 5-520-10-MTP ARTEP 5-027-10-MTP ARTEP 5-053-11-MTP ARTEP 5-053-12-MTP ARTEP 5-063-10-MTP ARTEP 5-063-11-MTP ARTEP 5-113-11-MTP ARTEP 5-113-12-MTP ARTEP 5-113-35-MTP ARTEP 5-157-10-MTP ARTEP 5-217-10-MTP ARTEP 5-337-10-MTP ARTEP 5-417-13-MTP ARTEP 5-417-17-MTP ARTEP 5-427-10-MTP ARTEP 5-437-10-MTP ARTEP 5-437-11-MTP ARTEP 5-447-10-MTP ARTEP 5-447-11-MTP
05-3-0307	Construct a Log Obstacle	ARTEP 5-473-35-MTP ARTEP 5-027-10-MTP ARTEP 5-053-11-MTP ARTEP 5-053-12-MTP ARTEP 5-063-10-MTP ARTEP 5-063-11-MTP ARTEP 5-113-11-MTP ARTEP 5-113-12-MTP ARTEP 5-157-10-MTP ARTEP 5-217-10-MTP ARTEP 5-335-70-MTP ARTEP 5-337-10-MTP ARTEP 5-427-10-MTP ARTEP 5-437-10-MTP ARTEP 5-437-11-MTP ARTEP 5-447-10-MTP ARTEP 5-447-11-MTP
05-3-0411.05-R01A	Conduct an Obstacle and Restriction Reconnaissance	ARTEP 5-027-10-MTP

**SUPPORTING COLLECTIVE TASKS**

<b>Task Number</b>	<b>Task Title</b>	<b>References</b>
		ARTEP 5-053-11-MTP ARTEP 5-053-12-MTP ARTEP 5-113-11-MTP ARTEP 5-113-12-MTP ARTEP 5-113-35-MTP ARTEP 5-157-10-MTP ARTEP 5-217-10-MTP ARTEP 5-427-10-MTP ARTEP 5-447-10-MTP ARTEP 5-447-11-MTP
05-3-0767	Clear Obstacles With Engineer Equipment	ARTEP 5-026-34-MTP ARTEP 5-027-10-MTP ARTEP 5-063-11-MTP ARTEP 5-156-34-MTP ARTEP 5-157-10-MTP ARTEP 5-216-34-MTP ARTEP 5-217-10-MTP ARTEP 5-426-34-MTP ARTEP 5-427-10-MTP ARTEP 5-446-34-MTP ARTEP 5-446-36-MTP ARTEP 5-447-10-MTP ARTEP 5-447-11-MTP
05-5-0949	Construct Underwater Structures and Nonexplosive Obstacles/Structures	ARTEP 5-520-10-MTP ARTEP 5-500-24-MTP  ARTEP 5-530-10-MTP ARTEP 5-530-12-MTP

**OPFOR TASKS AND STANDARDS**

**TASK:** Conduct Sniper Operations (5-OPFOR-0006)

**CONDITION:** The opposing forces (OPFOR) element has assigned snipers (regular or irregular elements) in the enemy's rear area along the main supply route (MSR) and near support sites.

**STANDARD:** The OPFOR element kills or wounds targets. 1. Sets up a well-concealed location. 2. Engages vehicle drivers or personnel on foot with short bursts of semiautomatic fire. 3. Kills or wounds selected targets. 4. Prevents the position from being discovered by enemy forces. 5. Evacuates the area without being spotted. 6. Reports all specified priority intelligence requirements (PIR) and other intelligence requirements to the OPFOR headquarters (HQ).

**TASK:** Conduct an Ambush (5-OPFOR-0007)

**CONDITION:** The enemy is moving in a convoy. The opposing forces (OPFOR) element is positioned along the enemy's route.

**STANDARD:** The OPFOR element inflicts casualties on the enemy and causes vehicle and equipment damage. 1. Prepares an ambush site before the element arrives. 2. Surprises march element forces. 3. Inflicts heavy casualties within the designated kill zone. 4. Inflicts heavy damage to vehicles and equipment within the designated kill zone. 5. Delays the march element from reaching a specified destination for a specified period of time. 6. Withdraws on order. 7. Sustains no casualties. 8. Reports actions to superiors.

**TASK:** Conduct a Raid (5-OPFOR-0004)

**CONDITION:** The opposing forces (OPFOR) element has occupied an objective rally point and has orders to conduct a raid on a combat service support (CSS) base.

**STANDARD:** The OPFOR element infiltrates the enemy's base and destroys all of the targets. 1. Surprises the enemy forces. 2. Assaults the support base and accomplishes the assigned tasks. 3. Destroys the specified equipment and supplies. 4. Avoids being decisively engaged. 5. Withdraws all personnel from the objective areas within the time prescribed. 6. Obtains all priority intelligence requirements (PIR) from the raid site. 7. Sustains only light casualties from enemy fire.

**TASK:** Defeat Obstacles (5-OPFOR-0009)

**CONDITION:** The opposing forces (OPFOR) element encounters an obstacle that blocks the avenue of approach as it advances upon the enemy forces.

**STANDARD:** The OPFOR element bypasses or breaches the enemy obstacle. 1. Detects the obstacle before halting its main body. 2. Defeats the obstacle. a. Bypasses the obstacle without entering the engagement areas. b. Breaches the obstacle within 45 minutes and passes its entire force through the obstacle. 3. Does not incur degradation to the point that the mission must be discontinued.

**TASK:** Conduct an Attack (5-OPFOR-0008)

**CONDITION:** The enemy is conducting tactical operations. The opposing forces (OPFOR) element receives orders to attack the enemy, the area of occupation, or the main supply route (MSR) with smoke.

**STANDARD:** The OPFOR element disrupts the enemy's movement and smoke operations. 1. Determines the delivery method of the smoke attack. 2. Locates the target. 3. Delivers the smoke attack downwind. 4. Attacks the enemy with smoke, and surge attacks when the enemy responds to the smoke.

**TASK:** Disrupt a Route Reconnaissance (5-OPFOR-0021)

**CONDITION:** The enemy is conducting a route reconnaissance. The opposing forces (OPFOR) element is positioned along the enemy's route.

**STANDARD:** The OPFOR element attempts to disrupt a squad/section conducting a route reconnaissance. 1. Prevents the unit from meeting its specified time schedule. 2. Forces the unit to deviate from its specified route. 3. Prevents the unit from reaching its assigned destination. 4. Surprises the squad/section. 5. Inflicts casualties on the unit.

**TASK:** Conduct Terrorist and Saboteur Attacks (5-OPFOR-0005)

**CONDITION:** The opposing forces (OPFOR) element dispatches small teams into the enemy's rear area to disrupt combat service support (CSS) operations.

**STANDARD:** The enemy sustains disrupted command and control (C2), destroyed equipment and supplies, and light casualties. 1. Locates rear support bases and C2 facilities. 2. Delays and disrupts CSS operations through probes. 3. Infiltrates CSS bases to conduct sabotage and terrorist activities. 4. Inflicts light casualties. 5. Destroys supplies and equipment.

**TASK:** Disrupt a Net Control Station (NCS) (5-OPFOR-0019)

**CONDITION:** The enemy has established a NCS. The opposing forces (OPFOR) element has radio and jamming equipment.

**STANDARD:** The OPFOR element attempts to disrupt an NCS. 1. Attempts to locate the radio frequency that the unit is operating on. 2. Attempts to enter the radio net. 3. Attempts to issue "bogus" orders to a unit on the net. 4. Jams the radio frequency and forces the unit to go to an alternate frequency.

**TASK:** Disrupt Construction of Vehicle Fighting Positions (5-OPFOR-0020)

**CONDITION:** The opposing forces (OPFOR) element has located the enemy. The priority intelligence requirements (PIR) and other intelligence obtained by OPFOR patrols indicate the enemy is constructing vehicle fighting positions within its defensive area. The OPFOR element has automatic and antiarmor weapons and light mortars.

**STANDARD:** The OPFOR element attempts to disrupt the enemy's efforts to establish vehicle fighting positions. 1. Locates the defensive area. 2. Surprises the main body. 3. Penetrates the defensive area with squad-size probes. 4. Inflicts casualties on the unit. 5. Destroys vehicles. 6. Disrupts the unit's preparations (prevents or delays beyond the unit's allotted time).

**TASK:** Conduct an Aerial Reconnaissance (5-OPFOR-0010)

**CONDITION:** The opposing forces (OPFOR) headquarters (HQ) element requires intelligence on the locations and identification of enemy elements. An aircraft is dispatched to take photographs and make a visual inspection of the enemy rear area.

**STANDARD:** The OPFOR element gathers photograph intelligence of the enemy. 1. Photographs the assigned sectors. 2. Makes quick visual checks where the ceiling is low. 3. Locates enemy positions in the area, particularly support and storage bases, and command and control (C2) facilities. 4. Sustains no loss of aircraft. 5. Reports priority intelligence requirements (PIR) and other information requirements to the OPFOR HQ.

**TASK:** Disrupt Defensive Preparations (5-OPFOR-0018)

**CONDITION:** The opposing forces (OPFOR) element has located the enemy. Priority intelligence requirements (PIR) and other intelligence requirements obtained by OPFOR patrols indicate that the enemy elements are establishing defensive positions. The OPFOR element has automatic and antiarmor weapons and light mortars.

**STANDARD:** The OPFOR element disrupts and delays the enemy's defensive preparations. 1. Locates and penetrates the enemy's security system. 2. Forces the enemy to delay defensive preparations. 3. Disrupts the enemy's obstacle preparations.

**TASK:** Disrupt Quartering Party Operations (5-OPFOR-0017)

**CONDITION:** The enemy is conducting quartering party operations. It has established an assembly area (AA) but has not moved in the main body.



**STANDARD:** The opposing forces (OPFOR) element attempts to disrupt quartering party operations and infiltrate the enemy's AA. 1. Locates the quartering party and the AA. 2. Surprises the main body. 3. Penetrates the AA with squad-size probes. 4. Inflicts personnel casualties and vehicle damage. 5. Disrupts the unit's preparations (prevents or delays beyond the unit's allotted time).

**TASK:** Disrupt Movement (5-OPFOR-0014)

**CONDITION:** The enemy is expected to move through the opposing forces (OPFOR) element's area of operations. The OPFOR element has received an operation order (OPORD) or fragmentary order (FRAGO) to disrupt enemy movement. The enemy has the capability to defend with direct fire and antiarmor weapons.

**STANDARD:** The OPFOR element delays enemy movement. 1. Delays the element. 2. Forces the element to deviate from its route. 3. Prevents the element from reaching its destination. 4. Surprises the element's main body.

**TASK:** Disrupt Enemy Movement and Operations Using Tactical Nuclear Weapons (5-OPFOR-0016)

**CONDITION:** The opposing forces (OPFOR) element has located the enemy. Priority intelligence requirements (PIR) and other intelligence requirements have been obtained by OPFOR patrols. Tactical nuclear weapons are employed against key locations in the rear area.

**STANDARD:** The OPFOR element disrupts enemy movement and operations. 1. Disrupts or delays the movement of the enemy's equipment and supplies to the forward areas. 2. Destroys enemy equipment and supplies. 3. Inflicts a high rate of nuclear casualties among the enemy forces. 4. Denies the enemy the use of specified areas. 5. Contaminates the enemy's equipment and supplies.

**TASK:** Disrupt Assembly Area (AA) Activities (5-OPFOR-0013)

**CONDITION:** Intelligence reports indicate that platoon- and company-size enemy units are operating in the opposing forces (OPFOR) area of operations. Enemy units can defend from AAs with direct fire, antiarmor weapons, and indirect fire. The enemy has close air support (CAS) and nuclear, biological, and chemical (NBC) capabilities.

**STANDARD:** The OPFOR element locates and disrupts the enemy's AA activities. 1. Locates the element's AA. 2. Probes the AA with squad- or team-size elements. 3. Inflicts more than 5 percent casualties on the element. 4. Disrupts the element's preparations (prevents or delays beyond the element's allotted time).

**TASK:** Disrupt Enemy Movement and Operations Using Persistent and Nonpersistent Chemical Weapons (5-OPFOR-0015)

**CONDITION:** The opposing forces (OPFOR) element has located the enemy. Priority intelligence requirements (PIR) and other intelligence requirements have been obtained by OPFOR patrols. The OPFOR units deliver chemical agents, by means of conventional artillery weapons or aircraft, along selected supply routes and key bases in the rear area.

**STANDARD:** The OPFOR element disrupts enemy movement and operations using persistent and nonpersistent chemical weapons. 1. Delivers chemical agents in low and densely wooded areas. 2. Delays the movement of enemy supplies and equipment to the forward areas. 3. Restricts the movement of the enemy units in the rear area. 4. Channels the movement of enemy units into predesignated ambush areas. 5. Contaminates enemy supplies and equipment. 6. Inflicts a high rate of casualties on enemy forces.

**TASK:** Counter Passage of Lines (5-OPFOR-0012)

**CONDITION:** Enemy forces are in defensive positions, but they are expected to attempt passage-of-lines operations. The opposing forces (OPFOR) received orders to disrupt enemy passage-of-lines operations.

**STANDARD:** The OPFOR element delays or prevents enemy passage of lines. 1. Delays the passage. 2. Prevents the company from moving all personnel through the stationary unit. 3. Engages the main body of either the moving or the stationary unit.

**TASK:** Defend a Minefield (5-OPFOR-0023)

**CONDITION:** The enemy is conducting a minefield sweeping operation. The opposing forces (OPFOR) element has a minefield placed in the enemy's path. The minefield is under constant observation and fire.

**STANDARD:** The OPFOR element defends a minefield against an enemy element conducting a minefield sweeping operation. 1. Prevents the unit from detecting the obstacle. 2. Disrupts the minefield sweeping operation. 3. Prevents the unit from conducting the minefield sweeping operation, prevents the unit from moving all personnel through the breach, or delays the completion of the minefield sweeping operation for more than 45 minutes.

**TASK:** Conduct Air Attacks (5-OPFOR-0002)

**CONDITION:** The opposing forces (OPFOR) element in the rear area has forwarded the positions of the enemy support sites or the locations of moving elements. The OPFOR aircraft have been dispatched to attack enemy installations or convoys.

**STANDARD:** The OPFOR element attempts to delay, disrupt, or damage the enemy targets by air. 1. Locates the target (support sites or convoys). 2. Makes attack runs on the designated targets. 3. Inflicts heavy damage to the selected target. 4. Sustains no loss of aircraft. 5. Delays moving the force for more than one hour.

**TASK:** Attack (5-OPFOR-0001)

**CONDITION:** The opposing forces (OPFOR) element has located the enemy. The priority intelligence requirements (PIR) and other intelligence requirements have been obtained by OPFOR patrols. The OPFOR element has automatic and antiarmor weapons and light mortars.

**STANDARD:** The OPFOR element attempts to seize the terrain, vehicles, or equipment. 1. Develops an attack plan. 2. Surprises the enemy unit's main body. 3. Initiates the attack using a scheme of maneuver that exploits the enemy's flanks, gaps, and weaknesses. 4. Uses covered and concealed routes to approach the enemy forces' flanks, gaps, or weakly held areas. 5. Employs indirect fire to support the attack. 6. Penetrates enemy defenses. 7. Destroys equipment and supplies. 8. Inflicts heavy casualties. 9. Isolates the combat service support (CSS) base by blocking reinforcements. 10. Forces enemy units to displace. 11. Avoids being fixed in one position. 12. Withdraws before the CSS base is reinforced with tactical combat forces.

**TASK:** Surrender to the Capturing Unit on the Battlefield (5-OPFOR-0024)

**CONDITION:** The enemy has captured the opposing forces (OPFOR) element's soldiers, documents, and equipment sensitive to the OPFOR tactical operations.

**STANDARD:** The OPFOR soldiers retain or destroy documents and equipment. The OPFOR element surrenders documents and equipment of no tactical use to the enemy and attempts to conceal or destroy items of tactical value. The OPFOR element attempts escape and evasion. 1. Prevents the successful capture of documents and equipment. 2. Destroys documents and equipment. 3. Removes identifying markings from equipment. 4. Removes unit-identifying insignia. 5. Provides misleading information. 6. Plans an escape. 7. Delays movement to the nearest collection point. 8. Prevents safeguarding of enemy prisoners of war (EPWs) in order to cause embarrassment to the United States (US).

**TASK:** Disrupt an Engineer Reconnaissance (5-OPFOR-0022)

**CONDITION:** The enemy is conducting an engineer reconnaissance. The opposing forces (OPFOR) element is positioned along the enemy's route.

**STANDARD:** The OPFOR element disrupts an engineer reconnaissance. 1. Prevents the unit from meeting its specified time schedule. 2. Forces the unit to deviate from its specified route. 3. Prevents the unit from accomplishing its assigned engineer reconnaissance. 4. Surprises the unit conducting the reconnaissance.

**TASK:** Maintain Contact (5-OPFOR-0003)

**CONDITION:** The opposing forces (OPFOR) element is engaged with enemy base defense forces. The enemy forces are withdrawing under pressure.

**STANDARD:** The OPFOR element maintains enemy contact while the enemy withdraws. 1. Engages the enemy forces decisively. 2. Advances the OPFOR as the enemy forces withdraw. 3. Inflicts heavy casualties. 4. Captures the members of the enemy force. 5. Captures documents and equipment. 6. Safeguards captured documents, equipment, and personnel.

**ELEMENT:** Company Headquarters

**TASK:** Plan Minefield Clearing Operations (05-2-0111)  
 (FM 20-32) (FM 5-34) (STANAG 2036 (ENGR))

**ITERATION:** 1 2 3 4 5 M (Circle)

**COMMANDER/LEADER ASSESSMENT:** T P U (Circle)

**CONDITIONS:** The engineer company is directed to clear a minefield. The area is secure and enemy fire is unlikely. The company's assigned equipment is in serviceable condition and has sufficient demolitions to accomplish the mission. Digital units have performed functionality checks, and systems are operational. Some iterations of this task should be performed in MOPP4.

**TASK STANDARDS:** The company removes or destroys all mines. The company sustains no friendly casualties to mines. Digital units send and receive reports using frequency-modulated (FM) or digital means. The time required to perform this task is increased when conducting it in mission-oriented protection posture (MOPP) 4.

TASK STEPS AND PERFORMANCE MEASURES	GO	NO-GO
<ul style="list-style-type: none"> <li>* 1. The company commander verifies critical data from the Department of the Army (DA) Form 1355, if available.                             <ul style="list-style-type: none"> <li>a. Verified the minefield location.</li> <li>b. Confirmed the number and type of mines (antitank [AT] or antipersonnel [AP]).</li> <li>c. Verified the minefield boundaries.</li> <li>d. Verified the number of rows and the location of landmarks.</li> </ul> </li> <li>* 2. The company commander organizes the company for clearance operations.                             <ul style="list-style-type: none"> <li>a. Established a marking party for minefield boundaries, if not previously marked.</li> <li>b. Designated personnel to operate control points at the rear of the minefield.</li> <li>c. Designated personnel to operate a mine dump, if friendly mines were recovered.</li> <li>d. Established minesweeping teams.</li> </ul> </li> <li>* 3. The company commander directs the locating and marking of all mines and lanes.                             <ul style="list-style-type: none"> <li>a. Assigned start points (SPs) and areas to clear to a minimum width of 25 meters and the full depth of the minefield.</li> <li>b. Ensured that mines were marked as soon as identified.</li> <li>c. Ensured that mine detector operators were at least 8 meters apart at all times, swept a 2-meter path, and were relieved every 20 minutes.</li> <li>d. Deployed the teams in echelon formation.</li> <li>e. Ensured that the lanes were marked as the sweep teams proceeded down them.</li> </ul> </li> <li>4. The company disarms and recovers or detonates all mines.                             <ul style="list-style-type: none"> <li>a. Disarmed and recovered only United States (US) mines without antihandling devices (AHDs) and that had remained in friendly control.</li> <li>b. Detonated in place all foreign mines, US mines with AHDs, booby traps, and mines that had been in control of enemy forces.                                     <ul style="list-style-type: none"> <li>(1) Located and marked mines.</li> <li>(2) Placed a 1-pound block of explosives primed with detonating cord directly next to the mine.</li> </ul> </li> </ul> </li> </ul>		

TASK STEPS AND PERFORMANCE MEASURES	GO	NO-GO
<p>(3) Used a line or ring main to detonate the emplaced charges, either collectively or individually.</p> <p>(4) Ensured that detonation did not take place until all personnel exited the minefield to a safe distance or area.</p> <p>c. Requested assistance from explosive ordnance disposal (EOD) personnel, if foreign mines required recovery by hand.</p> <p>5. The company proofs the minefield with electronic detectors, mine rollers, or other expedient methods to ensure that all mines are recovered or destroyed.</p> <p>6. The company commander and all subordinate leaders ensure that unit members follow safety considerations.</p> <p>a. Ensured that unit members left metal objects outside the minefield when the use of magnetically influenced fuzes was known or suspected.</p> <p>b. Ensured that the sweep-team members wore protective clothing, such as a helmet and a flak vest.</p> <p>c. Ensured that unit members did not run in the minefield.</p> <p>d. Advised members to assume that all mines were equipped with AHDs.</p> <p>* 7. The company commander ensures that all required reports are sent to higher headquarters (HQ).</p> <p>a. Ensured that the status of progress reports was sent according to the unit's standing operating procedure (SOP).</p> <p>b. Ensured that the completion report was sent according to the unit's SOP.</p> <p>NOTE: Digital units update the common operational picture (COP) as minefields are cleared, send reports, and provide updated situational awareness (SA) as required in the unit's tactical SOP (TACSOP).</p>		

TASK PERFORMANCE / EVALUATION SUMMARY BLOCK							
ITERATION	1	2	3	4	5	M	TOTAL
TOTAL TASK STEPS EVALUATED							
TOTAL TASK STEPS "GO"							
TRAINING STATUS "GO"/"NO-GO"							

"\*" indicates a leader task step.

### SUPPORTING INDIVIDUAL TASKS

Task Number	Task Title	References
052-192-1127	Prepare an AN/PSS-12 Mine Detector for Operation	STP 5-12B1-SM
052-192-2084	Direct a Mine Clearing Line Charge (MICLIC) Loading Team	STP 5-62G13-SM-TG STP 5-12B24-SM-TG
052-192-3050	Direct a Mine Sweeping Party	STP 5-62G13-SM-TG STP 5-12B24-SM-TG
052-192-3129	Direct Removal of a Row Minefield	STP 5-62G13-SM-TG STP 5-12B24-SM-TG
052-192-3177	Supervise Mine Clearing Line Charge (MICLIC) Operations	STP 5-62G13-SM-TG STP 5-12B24-SM-TG
052-192-4045	Conduct Route Sweep Operations	STP 5-62G13-SM-TG STP 5-12B24-SM-TG

**SUPPORTING INDIVIDUAL TASKS**

<b>Task Number</b>	<b>Task Title</b>	<b>References</b>
052-192-4052	Supervise Minefield Clearing Operations	STP 5-12B24-SM-TG
052-192-4053	Supervise Minefield Breaching Operations	STP 5-12B24-SM-TG
052-192-4102	Supervise Removal of Row Minefields	STP 5-12B24-SM-TG
052-193-2030	Clear Misfires	STP 5-12B24-SM-TG STP 5-62G13-SM-TG

**SUPPORTING COLLECTIVE TASKS**

<b>Task Number</b>	<b>Task Title</b>	<b>References</b>
05-2-7008	Prepare an Operation Order (OPORD) (Company/Platoon)	ARTEP 5-026-34-MTP  ARTEP 5-027-10-MTP ARTEP 5-027-35-MTP ARTEP 5-053-11-MTP ARTEP 5-053-12-MTP ARTEP 5-053-35-MTP ARTEP 5-063-10-MTP ARTEP 5-063-11-MTP ARTEP 5-063-35-MTP ARTEP 5-113-11-MTP ARTEP 5-113-12-MTP ARTEP 5-113-35-MTP ARTEP 5-145-12-MTP ARTEP 5-145-32-MTP ARTEP 5-156-34-MTP ARTEP 5-157-10-MTP ARTEP 5-157-35-MTP ARTEP 5-216-34-MTP ARTEP 5-217-10-MTP ARTEP 5-217-35-MTP ARTEP 5-335-60-MTP ARTEP 5-335-65-MTP ARTEP 5-335-70-MTP ARTEP 5-336-34-MTP ARTEP 5-337-10-MTP ARTEP 5-337-35-MTP ARTEP 5-413-35-MTP ARTEP 5-416-14-MTP ARTEP 5-416-34-MTP ARTEP 5-417-13-MTP ARTEP 5-423-11-MTP ARTEP 5-423-35-MTP ARTEP 5-424-35-MTP ARTEP 5-426-34-MTP ARTEP 5-427-10-MTP ARTEP 5-427-35-MTP ARTEP 5-434-35-MTP ARTEP 5-436-35-MTP ARTEP 5-436-37-MTP ARTEP 5-437-10-MTP ARTEP 5-437-11-MTP ARTEP 5-437-36-MTP ARTEP 5-437-38-MTP

**SUPPORTING COLLECTIVE TASKS**

<b>Task Number</b>	<b>Task Title</b>	<b>References</b>
		ARTEP 5-446-34-MTP
		ARTEP 5-446-36-MTP
		ARTEP 5-447-10-MTP
		ARTEP 5-447-11-MTP
		ARTEP 5-447-35-MTP
		ARTEP 5-447-37-MTP
		ARTEP 5-463-10-MTP
		ARTEP 5-463-12-MTP
		ARTEP 5-463-15-MTP
		ARTEP 5-463-17-MTP
		ARTEP 5-463-35-MTP
		ARTEP 5-463-36-MTP
		ARTEP 5-473-35-MTP
		ARTEP 5-500-66-MTP
		ARTEP 5-520-10-MTP
		ARTEP 5-520-12-MTP
		ARTEP 5-520-14-MTP
		ARTEP 5-530-14-MTP
		ARTEP 5-530-16-MTP
		ARTEP 5-603-35-MTP
		ARTEP 5-605-66-MTP
		ARTEP 5-607-35-MTP
		ARTEP 5-608-35-MTP
		ARTEP 5-616-34-MTP
		ARTEP 5-617-10-MTP
		ARTEP 5-617-11-MTP
		ARTEP 5-617-35-MTP
05-3-0112	Emplace a Tactical Minefield	
05-3-0116	Remove a Hasty Protective Row Minefield	ARTEP 5-027-10-MTP
		ARTEP 5-027-35-MTP
		ARTEP 5-053-11-MTP
		ARTEP 5-053-12-MTP
		ARTEP 5-063-10-MTP
		ARTEP 5-063-11-MTP
		ARTEP 5-113-11-MTP
		ARTEP 5-113-12-MTP
		ARTEP 5-157-10-MTP
		ARTEP 5-157-35-MTP
		ARTEP 5-217-10-MTP
		ARTEP 5-217-35-MTP
		ARTEP 5-335-70-MTP
		ARTEP 5-337-10-MTP
		ARTEP 5-427-10-MTP
		ARTEP 5-427-35-MTP
		ARTEP 5-437-10-MTP
		ARTEP 5-437-11-MTP
		ARTEP 5-447-10-MTP
		ARTEP 5-447-11-MTP
		ARTEP 5-447-35-MTP
		ARTEP 5-447-37-MTP
		ARTEP 5-463-10-MTP
		ARTEP 5-463-12-MTP
		ARTEP 5-463-15-MTP

**SUPPORTING COLLECTIVE TASKS**

Task Number	Task Title	References
05-3-0118	Conduct Minesweeping Operations	ARTEP 5-463-17-MTP ARTEP 5-463-35-MTP ARTEP 5-463-36-MTP ARTEP 5-473-35-MTP ARTEP 5-027-10-MTP ARTEP 5-063-10-MTP ARTEP 5-157-10-MTP ARTEP 5-217-10-MTP ARTEP 5-335-70-MTP ARTEP 5-337-10-MTP ARTEP 5-417-13-MTP ARTEP 5-417-17-MTP ARTEP 5-427-10-MTP ARTEP 5-447-10-MTP ARTEP 5-447-11-MTP ARTEP 5-463-10-MTP ARTEP 5-463-12-MTP

**OPFOR TASKS AND STANDARDS**

**TASK:** Conduct Air Attacks (5-OPFOR-0002)

**CONDITION:** The opposing forces (OPFOR) element in the rear area has forwarded the positions of the enemy support sites or the locations of moving elements. The OPFOR aircraft have been dispatched to attack enemy installations or convoys.

**STANDARD:** The OPFOR element attempts to delay, disrupt, or damage the enemy targets by air. 1. Locates the target (support sites or convoys). 2. Makes attack runs on the designated targets. 3. Inflicts heavy damage to the selected target. 4. Sustains no loss of aircraft. 5. Delays moving the force for more than one hour.

**TASK:** Conduct Sniper Operations (5-OPFOR-0006)

**CONDITION:** The opposing forces (OPFOR) element has assigned snipers (regular or irregular elements) in the enemy's rear area along the main supply route (MSR) and near support sites.

**STANDARD:** The OPFOR element kills or wounds targets. 1. Sets up a well-concealed location. 2. Engages vehicle drivers or personnel on foot with short bursts of semiautomatic fire. 3. Kills or wounds selected targets. 4. Prevents the position from being discovered by enemy forces. 5. Evacuates the area without being spotted. 6. Reports all specified priority intelligence requirements (PIR) and other intelligence requirements to the OPFOR headquarters (HQ).

**TASK:** Conduct an Ambush (5-OPFOR-0007)

**CONDITION:** The enemy is moving in a convoy. The opposing forces (OPFOR) element is positioned along the enemy's route.



**STANDARD:** The OPFOR element inflicts casualties on the enemy and causes vehicle and equipment damage. 1. Prepares an ambush site before the element arrives. 2. Surprises march element forces. 3. Inflicts heavy casualties within the designated kill zone. 4. Inflicts heavy damage to vehicles and equipment within the designated kill zone. 5. Delays the march element from reaching a specified destination for a specified period of time. 6. Withdraws on order. 7. Sustains no casualties. 8. Reports actions to superiors.

**TASK:** Conduct an Attack (5-OPFOR-0008)

**CONDITION:** The enemy is conducting tactical operations. The opposing forces (OPFOR) element receives orders to attack the enemy, the area of occupation, or the main supply route (MSR) with smoke.

**STANDARD:** The OPFOR element disrupts the enemy's movement and smoke operations. 1. Determines the delivery method of the smoke attack. 2. Locates the target. 3. Delivers the smoke attack downwind. 4. Attacks the enemy with smoke, and surge attacks when the enemy responds to the smoke.

**TASK:** Conduct an Aerial Reconnaissance (5-OPFOR-0010)

**CONDITION:** The opposing forces (OPFOR) headquarters (HQ) element requires intelligence on the locations and identification of enemy elements. An aircraft is dispatched to take photographs and make a visual inspection of the enemy rear area.

**STANDARD:** The OPFOR element gathers photograph intelligence of the enemy. 1. Photographs the assigned sectors. 2. Makes quick visual checks where the ceiling is low. 3. Locates enemy positions in the area, particularly support and storage bases, and command and control (C2) facilities. 4. Sustains no loss of aircraft. 5. Reports priority intelligence requirements (PIR) and other information requirements to the OPFOR HQ.

**TASK:** Gather Intelligence (5-OPFOR-0011)

**CONDITION:** The opposing forces (OPFOR) small element, operating in the rear area, is planning attacks on enemy bases. Information is needed to complete the plans.

**STANDARD:** The OPFOR element infiltrates, gathers intelligence information, and submits its findings to the command. 1. Identifies all priority intelligence requirements (PIR) and other intelligence requirements. 2. Passes through any outpost, defensive wire, or warning devices undetected. 3. Moves to an observation point that offers cover and concealment and is clear enough to gather PIR and other intelligence requirements. 4. Gathers all PIR and other intelligence requirements. 5. Withdraws from the area undetected. 6. Reports all information to the OPFOR headquarters (HQ).

**TASK:** Disrupt Movement (5-OPFOR-0014)

**CONDITION:** The enemy is expected to move through the opposing forces (OPFOR) element's area of operations. The OPFOR element has received an operation order (OPORD) or fragmentary order (FRAGO) to disrupt enemy movement. The enemy has the capability to defend with direct fire and antiarmor weapons.

**STANDARD:** The OPFOR element delays enemy movement. 1. Delays the element. 2. Forces the element to deviate from its route. 3. Prevents the element from reaching its destination. 4. Surprises the element's main body.

**TASK:** Disrupt Enemy Movement and Operations Using Persistent and Nonpersistent Chemical Weapons (5-OPFOR-0015)

**CONDITION:** The opposing forces (OPFOR) element has located the enemy. Priority intelligence requirements (PIR) and other intelligence requirements have been obtained by OPFOR patrols. The OPFOR units deliver chemical agents, by means of conventional artillery weapons or aircraft, along selected supply routes and key bases in the rear area.

**STANDARD:** The OPFOR element disrupts enemy movement and operations using persistent and nonpersistent chemical weapons. 1. Delivers chemical agents in low and densely wooded areas. 2. Delays the movement of enemy supplies and equipment to the forward areas. 3. Restricts the movement of the enemy units in the rear area. 4. Channels the movement of enemy units into predesignated ambush areas. 5. Contaminates enemy supplies and equipment. 6. Inflicts a high rate of casualties on enemy forces.

**TASK:** Surrender to the Capturing Unit on the Battlefield (5-OPFOR-0024)

**CONDITION:** The enemy has captured the opposing forces (OPFOR) element's soldiers, documents, and equipment sensitive to the OPFOR tactical operations.

**STANDARD:** The OPFOR soldiers retain or destroy documents and equipment. The OPFOR element surrenders documents and equipment of no tactical use to the enemy and attempts to conceal or destroy items of tactical value. The OPFOR element attempts escape and evasion. 1. Prevents the successful capture of documents and equipment. 2. Destroys documents and equipment. 3. Removes identifying markings from equipment. 4. Removes unit-identifying insignia. 5. Provides misleading information. 6. Plans an escape. 7. Delays movement to the nearest collection point. 8. Prevents safeguarding of enemy prisoners of war (EPWs) in order to cause embarrassment to the United States (US).

**TASK:** Defeat Obstacles (5-OPFOR-0009)

**CONDITION:** The opposing forces (OPFOR) element encounters an obstacle that blocks the avenue of approach as it advances upon the enemy forces.

**STANDARD:** The OPFOR element bypasses or breaches the enemy obstacle. 1. Detects the obstacle before halting its main body. 2. Defeats the obstacle. a. Bypasses the obstacle without entering the engagement areas. b. Breaches the obstacle within 45 minutes and passes its entire force through the obstacle. 3. Does not incur degradation to the point that the mission must be discontinued.

**TASK:** Disrupt a Route Reconnaissance (5-OPFOR-0021)

**CONDITION:** The enemy is conducting a route reconnaissance. The opposing forces (OPFOR) element is positioned along the enemy's route.

**STANDARD:** The OPFOR element attempts to disrupt a squad/section conducting a route reconnaissance. 1. Prevents the unit from meeting its specified time schedule. 2. Forces the unit to deviate from its specified route. 3. Prevents the unit from reaching its assigned destination. 4. Surprises the squad/section. 5. Inflicts casualties on the unit.

**TASK:** Conduct Terrorist and Saboteur Attacks (5-OPFOR-0005)

**CONDITION:** The opposing forces (OPFOR) element dispatches small teams into the enemy's rear area to disrupt combat service support (CSS) operations.

**STANDARD:** The enemy sustains disrupted command and control (C2), destroyed equipment and supplies, and light casualties. 1. Locates rear support bases and C2 facilities. 2. Delays and disrupts CSS operations through probes. 3. Infiltrates CSS bases to conduct sabotage and terrorist activities. 4. Inflicts light casualties. 5. Destroys supplies and equipment.

**TASK:** Disrupt a Net Control Station (NCS) (5-OPFOR-0019)

**CONDITION:** The enemy has established a NCS. The opposing forces (OPFOR) element has radio and jamming equipment.

**STANDARD:** The OPFOR element attempts to disrupt an NCS. 1. Attempts to locate the radio frequency that the unit is operating on. 2. Attempts to enter the radio net. 3. Attempts to issue "bogus" orders to a unit on the net. 4. Jams the radio frequency and forces the unit to go to an alternate frequency.

**TASK:** Disrupt Construction of Vehicle Fighting Positions (5-OPFOR-0020)

**CONDITION:** The opposing forces (OPFOR) element has located the enemy. The priority intelligence requirements (PIR) and other intelligence obtained by OPFOR patrols indicate the enemy is constructing vehicle fighting positions within its defensive area. The OPFOR element has automatic and antiarmor weapons and light mortars.

**STANDARD:** The OPFOR element attempts to disrupt the enemy's efforts to establish vehicle fighting positions. 1. Locates the defensive area. 2. Surprises the main body. 3. Penetrates the defensive area with squad-size probes. 4. Inflicts casualties on the unit. 5. Destroys vehicles. 6. Disrupts the unit's preparations (prevents or delays beyond the unit's allotted time).

**TASK:** Disrupt Defensive Preparations (5-OPFOR-0018)

**CONDITION:** The opposing forces (OPFOR) element has located the enemy. Priority intelligence requirements (PIR) and other intelligence requirements obtained by OPFOR patrols indicate that the enemy elements are establishing defensive positions. The OPFOR element has automatic and antiarmor weapons and light mortars.

**STANDARD:** The OPFOR element disrupts and delays the enemy's defensive preparations. 1. Locates and penetrates the enemy's security system. 2. Forces the enemy to delay defensive preparations. 3. Disrupts the enemy's obstacle preparations.

**TASK:** Disrupt Quartering Party Operations (5-OPFOR-0017)

**CONDITION:** The enemy is conducting quartering party operations. It has established an assembly area (AA) but has not moved in the main body.

**STANDARD:** The opposing forces (OPFOR) element attempts to disrupt quartering party operations and infiltrate the enemy's AA. 1. Locates the quartering party and the AA. 2. Surprises the main body. 3. Penetrates the AA with squad-size probes. 4. Inflicts personnel casualties and vehicle damage. 5. Disrupts the unit's preparations (prevents or delays beyond the unit's allotted time).

**TASK:** Disrupt Enemy Movement and Operations Using Tactical Nuclear Weapons (5-OPFOR-0016)

**CONDITION:** The opposing forces (OPFOR) element has located the enemy. Priority intelligence requirements (PIR) and other intelligence requirements have been obtained by OPFOR patrols. Tactical nuclear weapons are employed against key locations in the rear area.

**STANDARD:** The OPFOR element disrupts enemy movement and operations. 1. Disrupts or delays the movement of the enemy's equipment and supplies to the forward areas. 2. Destroys enemy equipment and supplies. 3. Inflicts a high rate of nuclear casualties among the enemy forces. 4. Denies the enemy the use of specified areas. 5. Contaminates the enemy's equipment and supplies.

**TASK:** Counter Passage of Lines (5-OPFOR-0012)

**CONDITION:** Enemy forces are in defensive positions, but they are expected to attempt passage-of-lines operations. The opposing forces (OPFOR) received orders to disrupt enemy passage-of-lines operations.

**STANDARD:** The OPFOR element delays or prevents enemy passage of lines. 1. Delays the passage. 2. Prevents the company from moving all personnel through the stationary unit. 3. Engages the main body of either the moving or the stationary unit.

**TASK:** Defend a Minefield (5-OPFOR-0023)

**CONDITION:** The enemy is conducting a minefield sweeping operation. The opposing forces (OPFOR) element has a minefield placed in the enemy's path. The minefield is under constant observation and fire.

**STANDARD:** The OPFOR element defends a minefield against an enemy element conducting a minefield sweeping operation. 1. Prevents the unit from detecting the obstacle. 2. Disrupts the minefield sweeping operation. 3. Prevents the unit from conducting the minefield sweeping operation, prevents the unit from moving all personnel through the breach, or delays the completion of the minefield sweeping operation for more than 45 minutes.

**TASK:** Attack (5-OPFOR-0001)

**CONDITION:** The opposing forces (OPFOR) element has located the enemy. The priority intelligence requirements (PIR) and other intelligence requirements have been obtained by OPFOR patrols. The OPFOR element has automatic and antiarmor weapons and light mortars.

**STANDARD:** The OPFOR element attempts to seize the terrain, vehicles, or equipment. 1. Develops an attack plan. 2. Surprises the enemy unit's main body. 3. Initiates the attack using a scheme of maneuver that exploits the enemy's flanks, gaps, and weaknesses. 4. Uses covered and concealed routes to approach the enemy forces' flanks, gaps, or weakly held areas. 5. Employs indirect fire to support the attack. 6. Penetrates enemy defenses. 7. Destroys equipment and supplies. 8. Inflicts heavy casualties. 9. Isolates the combat service support (CSS) base by blocking reinforcements. 10. Forces enemy units to displace. 11. Avoids being fixed in one position. 12. Withdraws before the CSS base is reinforced with tactical combat forces.

**TASK:** Conduct a Raid (5-OPFOR-0004)

**CONDITION:** The opposing forces (OPFOR) element has occupied an objective rally point and has orders to conduct a raid on a combat service support (CSS) base.

**STANDARD:** The OPFOR element infiltrates the enemy's base and destroys all of the targets. 1. Surprises the enemy forces. 2. Assaults the support base and accomplishes the assigned tasks. 3. Destroys the specified equipment and supplies. 4. Avoids being decisively engaged. 5. Withdraws all personnel from the objective areas within the time prescribed. 6. Obtains all priority intelligence requirements (PIR) from the raid site. 7. Sustains only light casualties from enemy fire.

**TASK:** Disrupt Assembly Area (AA) Activities (5-OPFOR-0013)

**CONDITION:** Intelligence reports indicate that platoon- and company-size enemy units are operating in the opposing forces (OPFOR) area of operations. Enemy units can defend from AAs with direct fire, antiarmor weapons, and indirect fire. The enemy has close air support (CAS) and nuclear, biological, and chemical (NBC) capabilities.

**STANDARD:** The OPFOR element locates and disrupts the enemy's AA activities. 1. Locates the element's AA. 2. Probes the AA with squad- or team-size elements. 3. Inflicts more than 5 percent casualties on the element. 4. Disrupts the element's preparations (prevents or delays beyond the element's allotted time).

**TASK:** Disrupt an Engineer Reconnaissance (5-OPFOR-0022)

**CONDITION:** The enemy is conducting an engineer reconnaissance. The opposing forces (OPFOR) element is positioned along the enemy's route.

**STANDARD:** The OPFOR element disrupts an engineer reconnaissance. 1. Prevents the unit from meeting its specified time schedule. 2. Forces the unit to deviate from its specified route. 3. Prevents the unit from accomplishing its assigned engineer reconnaissance. 4. Surprises the unit conducting the reconnaissance.

**TASK:** Maintain Contact (5-OPFOR-0003)

**CONDITION:** The opposing forces (OPFOR) element is engaged with enemy base defense forces. The enemy forces are withdrawing under pressure.

**STANDARD:** The OPFOR element maintains enemy contact while the enemy withdraws. 1. Engages the enemy forces decisively. 2. Advances the OPFOR as the enemy forces withdraw. 3. Inflicts heavy casualties. 4. Captures the members of the enemy force. 5. Captures documents and equipment. 6. Safeguards captured documents, equipment, and personnel.

- ELEMENTS:** Company  
 Company Headquarters  
 Maintenance Section  
 Three Engineer Platoon Headquarters  
 Nine Engineer Squads  
 Assault and Obstacle Platoon Headquarters  
 Obstacle Section  
 Three Assault Sections  
 Regimental Engineer Section  
 Combat Medical Section

**TASK:** Camouflage Vehicles and Equipment (05-2-0301)  
 (FM 20-3)

**ITERATION:** 1 2 3 4 5 M (Circle)  
**COMMANDER/LEADER ASSESSMENT:** T P U (Circle)

**CONDITIONS:** The unit is tactically deployed. The enemy has air and ground surveillance capability, to include infrared sensors. Camouflage resources are available. Digital units have performed functionality checks, and systems are operational. Some iterations of this task should be performed in MOPP4.

**TASK STANDARDS:** Vehicles, equipment, and individual fighting positions cannot be detected by ground forces within small-arms range. The element's location or identity cannot be determined through aerial photographs or ground surveillance radar (GSR). Digital units send and receive reports using frequency-modulated (FM) or digital means. The time required to perform this task is increased when conducting it in mission-oriented protection posture (MOPP) 4.

TASK STEPS AND PERFORMANCE MEASURES	GO	NO-GO
<p>* 1. The element leader selects concealed vehicle positions and traffic routes.</p> <ul style="list-style-type: none"> <li>a. Ensured that the vehicle operators used concealed routes whenever possible, following and paralleling hedges, woods, fences, cultivated fields, and other natural terrain features.</li> <li>b. Ensured that the vehicle's track signature continued past the parked location to another logical spot.</li> </ul> <p>2. Operators maneuver vehicles along concealed routes.</p> <ul style="list-style-type: none"> <li>a. Used existing tracks.</li> <li>b. Avoided movement near terrain features (such as hilltops and road intersections) that may have been used as a reference point by the enemy's ground or aerial fires.</li> <li>c. Obliterated vehicle tracks where they turned, concealing vehicle positions.</li> </ul> <p>3. The element conceals vehicles and equipment.</p> <ul style="list-style-type: none"> <li>a. Positioned vehicles and equipment under natural cover or in shadows.</li> <li>b. Positioned vehicles and equipment so that their shapes blended with the surroundings.</li> <li>c. Used natural materials to distort and combine with the shapes or shadows of vehicles and equipment.</li> <li>d. Blended natural materials with the surrounding area.</li> <li>e. Replaced cut vegetation when it withered or changed color.</li> <li>f. Used nets to create shadows.</li> <li>g. Used camouflage-screening systems to enhance natural materials.</li> <li>h. Kept heat sources (generators, engines, and mess areas) under screening systems, even when using natural concealment.</li> </ul>		

TASK STEPS AND PERFORMANCE MEASURES	GO	NO-GO
<ul style="list-style-type: none"> <li>i. Covered shiny objects such as windshields, headlights, cab windows, and wet vehicle bodies.</li> <li>j. Dug in (if in desert or open terrain) when the situation permitted.</li> <li>k. Concealed vehicle track signatures in snow-covered terrain.</li> <li>l. Disguised vehicles and equipment to change their appearance or to resemble something of lesser or greater threat to the enemy.</li> </ul> <ul style="list-style-type: none"> <li>* 4. Leaders enforce camouflage discipline.                             <ul style="list-style-type: none"> <li>a. Ensured that the element's activities did not change the area's appearance or reveal the presence of military equipment.</li> <li>b. Enforced measures to maintain blackout conditions at night.</li> <li>c. Ensured that measures were taken to eliminate or reduce noise by muffling or masking it with the terrain, defilade positions, or shields.</li> <li>d. Ensured the prompt and complete police of debris or spoil from the area.</li> </ul> </li> <li>* 5. Leaders know when opposing forces (OPFOR) surveillance is overhead.                             <ul style="list-style-type: none"> <li>a. Received satellite transmission (SATRAN) information from higher headquarters (HQ).</li> <li>b. Disseminated pertinent SATRAN information to subordinates.</li> <li>c. Incorporated SATRAN information into the tactical plan.</li> </ul> </li> </ul>		

TASK PERFORMANCE / EVALUATION SUMMARY BLOCK							
ITERATION	1	2	3	4	5	M	TOTAL
TOTAL TASK STEPS EVALUATED							
TOTAL TASK STEPS "GO"							
TRAINING STATUS "GO"/"NO-GO"							

"\*" indicates a leader task step.

**SUPPORTING INDIVIDUAL TASKS**

Task Number	Task Title	References
071-326-5705	Establish an Observation Post	STP 21-24-SMCT
071-328-5301	Inspect Personnel/Equipment	STP 21-24-SMCT
071-331-0815	Practice Noise, Light, and Litter Discipline	STP 21-1-SMCT
071-430-0006	Conduct a Defense by a Platoon	STP 21-24-SMCT

**SUPPORTING COLLECTIVE TASKS: NONE**

**OPFOR TASKS AND STANDARDS**

**TASK:** Conduct Sniper Operations (5-OPFOR-0006)

**CONDITION:** The opposing forces (OPFOR) element has assigned snipers (regular or irregular elements) in the enemy's rear area along the main supply route (MSR) and near support sites.

**STANDARD:** The OPFOR element kills or wounds targets. 1. Sets up a well-concealed location. 2. Engages vehicle drivers or personnel on foot with short bursts of semiautomatic fire. 3. Kills or wounds selected targets. 4. Prevents the position from being discovered by enemy forces. 5. Evacuates the area without being spotted. 6. Reports all specified priority intelligence requirements (PIR) and other intelligence requirements to the OPFOR headquarters (HQ).

**TASK:** Disrupt Defensive Preparations (5-OPFOR-0018)

**CONDITION:** The opposing forces (OPFOR) element has located the enemy. Priority intelligence requirements (PIR) and other intelligence requirements obtained by OPFOR patrols indicate that the enemy elements are establishing defensive positions. The OPFOR element has automatic and antiarmor weapons and light mortars.

**STANDARD:** The OPFOR element disrupts and delays the enemy's defensive preparations. 1. Locates and penetrates the enemy's security system. 2. Forces the enemy to delay defensive preparations. 3. Disrupts the enemy's obstacle preparations.

**TASK:** Disrupt Movement (5-OPFOR-0014)

**CONDITION:** The enemy is expected to move through the opposing forces (OPFOR) element's area of operations. The OPFOR element has received an operation order (OPORD) or fragmentary order (FRAGO) to disrupt enemy movement. The enemy has the capability to defend with direct fire and antiarmor weapons.

**STANDARD:** The OPFOR element delays enemy movement. 1. Delays the element. 2. Forces the element to deviate from its route. 3. Prevents the element from reaching its destination. 4. Surprises the element's main body.

**TASK:** Defeat Obstacles (5-OPFOR-0009)

**CONDITION:** The opposing forces (OPFOR) element encounters an obstacle that blocks the avenue of approach as it advances upon the enemy forces.

**STANDARD:** The OPFOR element bypasses or breaches the enemy obstacle. 1. Detects the obstacle before halting its main body. 2. Defeats the obstacle. a. Bypasses the obstacle without entering the engagement areas. b. Breaches the obstacle within 45 minutes and passes its entire force through the obstacle. 3. Does not incur degradation to the point that the mission must be discontinued.

**TASK:** Conduct an Attack (5-OPFOR-0008)

**CONDITION:** The enemy is conducting tactical operations. The opposing forces (OPFOR) element receives orders to attack the enemy, the area of occupation, or the main supply route (MSR) with smoke.

**STANDARD:** The OPFOR element disrupts the enemy's movement and smoke operations. 1. Determines the delivery method of the smoke attack. 2. Locates the target. 3. Delivers the smoke attack downwind. 4. Attacks the enemy with smoke, and surge attacks when the enemy responds to the smoke.

**TASK:** Disrupt a Route Reconnaissance (5-OPFOR-0021)

**CONDITION:** The enemy is conducting a route reconnaissance. The opposing forces (OPFOR) element is positioned along the enemy's route.



**STANDARD:** The OPFOR element attempts to disrupt a squad/section conducting a route reconnaissance. 1. Prevents the unit from meeting its specified time schedule. 2. Forces the unit to deviate from its specified route. 3. Prevents the unit from reaching its assigned destination. 4. Surprises the squad/section. 5. Inflicts casualties on the unit.

**TASK:** Conduct Terrorist and Saboteur Attacks (5-OPFOR-0005)

**CONDITION:** The opposing forces (OPFOR) element dispatches small teams into the enemy's rear area to disrupt combat service support (CSS) operations.

**STANDARD:** The enemy sustains disrupted command and control (C2), destroyed equipment and supplies, and light casualties. 1. Locates rear support bases and C2 facilities. 2. Delays and disrupts CSS operations through probes. 3. Infiltrates CSS bases to conduct sabotage and terrorist activities. 4. Inflicts light casualties. 5. Destroys supplies and equipment.

**TASK:** Disrupt a Net Control Station (NCS) (5-OPFOR-0019)

**CONDITION:** The enemy has established a NCS. The opposing forces (OPFOR) element has radio and jamming equipment.

**STANDARD:** The OPFOR element attempts to disrupt an NCS. 1. Attempts to locate the radio frequency that the unit is operating on. 2. Attempts to enter the radio net. 3. Attempts to issue "bogus" orders to a unit on the net. 4. Jams the radio frequency and forces the unit to go to an alternate frequency.

**TASK:** Disrupt Construction of Vehicle Fighting Positions (5-OPFOR-0020)

**CONDITION:** The opposing forces (OPFOR) element has located the enemy. The priority intelligence requirements (PIR) and other intelligence obtained by OPFOR patrols indicate the enemy is constructing vehicle fighting positions within its defensive area. The OPFOR element has automatic and antiarmor weapons and light mortars.

**STANDARD:** The OPFOR element attempts to disrupt the enemy's efforts to establish vehicle fighting positions. 1. Locates the defensive area. 2. Surprises the main body. 3. Penetrates the defensive area with squad-size probes. 4. Inflicts casualties on the unit. 5. Destroys vehicles. 6. Disrupts the unit's preparations (prevents or delays beyond the unit's allotted time).

**TASK:** Conduct an Ambush (5-OPFOR-0007)

**CONDITION:** The enemy is moving in a convoy. The opposing forces (OPFOR) element is positioned along the enemy's route.

**STANDARD:** The OPFOR element inflicts casualties on the enemy and causes vehicle and equipment damage. 1. Prepares an ambush site before the element arrives. 2. Surprises march element forces. 3. Inflicts heavy casualties within the designated kill zone. 4. Inflicts heavy damage to vehicles and equipment within the designated kill zone. 5. Delays the march element from reaching a specified destination for a specified period of time. 6. Withdraws on order. 7. Sustains no casualties. 8. Reports actions to superiors.

**TASK:** Conduct an Aerial Reconnaissance (5-OPFOR-0010)

**CONDITION:** The opposing forces (OPFOR) headquarters (HQ) element requires intelligence on the locations and identification of enemy elements. An aircraft is dispatched to take photographs and make a visual inspection of the enemy rear area.

**STANDARD:** The OPFOR element gathers photograph intelligence of the enemy. 1. Photographs the assigned sectors. 2. Makes quick visual checks where the ceiling is low. 3. Locates enemy positions in the area, particularly support and storage bases, and command and control (C2) facilities. 4. Sustains no loss of aircraft. 5. Reports priority intelligence requirements (PIR) and other information requirements to the OPFOR HQ.

**TASK:** Disrupt Quartering Party Operations (5-OPFOR-0017)

**CONDITION:** The enemy is conducting quartering party operations. It has established an assembly area (AA) but has not moved in the main body.

**STANDARD:** The opposing forces (OPFOR) element attempts to disrupt quartering party operations and infiltrate the enemy's AA. 1. Locates the quartering party and the AA. 2. Surprises the main body. 3. Penetrates the AA with squad-size probes. 4. Inflicts personnel casualties and vehicle damage. 5. Disrupts the unit's preparations (prevents or delays beyond the unit's allotted time).

**TASK:** Disrupt Enemy Movement and Operations Using Persistent and Nonpersistent Chemical Weapons (5-OPFOR-0015)

**CONDITION:** The opposing forces (OPFOR) element has located the enemy. Priority intelligence requirements (PIR) and other intelligence requirements have been obtained by OPFOR patrols. The OPFOR units deliver chemical agents, by means of conventional artillery weapons or aircraft, along selected supply routes and key bases in the rear area.

**STANDARD:** The OPFOR element disrupts enemy movement and operations using persistent and nonpersistent chemical weapons. 1. Delivers chemical agents in low and densely wooded areas. 2. Delays the movement of enemy supplies and equipment to the forward areas. 3. Restricts the movement of the enemy units in the rear area. 4. Channels the movement of enemy units into predesignated ambush areas. 5. Contaminates enemy supplies and equipment. 6. Inflicts a high rate of casualties on enemy forces.

**TASK:** Disrupt Enemy Movement and Operations Using Tactical Nuclear Weapons (5-OPFOR-0016)

**CONDITION:** The opposing forces (OPFOR) element has located the enemy. Priority intelligence requirements (PIR) and other intelligence requirements have been obtained by OPFOR patrols. Tactical nuclear weapons are employed against key locations in the rear area.

**STANDARD:** The OPFOR element disrupts enemy movement and operations. 1. Disrupts or delays the movement of the enemy's equipment and supplies to the forward areas. 2. Destroys enemy equipment and supplies. 3. Inflicts a high rate of nuclear casualties among the enemy forces. 4. Denies the enemy the use of specified areas. 5. Contaminates the enemy's equipment and supplies.

**TASK:** Counter Passage of Lines (5-OPFOR-0012)

**CONDITION:** Enemy forces are in defensive positions, but they are expected to attempt passage-of-lines operations. The opposing forces (OPFOR) received orders to disrupt enemy passage-of-lines operations.

**STANDARD:** The OPFOR element delays or prevents enemy passage of lines. 1. Delays the passage. 2. Prevents the company from moving all personnel through the stationary unit. 3. Engages the main body of either the moving or the stationary unit.

**TASK:** Conduct a Raid (5-OPFOR-0004)

**CONDITION:** The opposing forces (OPFOR) element has occupied an objective rally point and has orders to conduct a raid on a combat service support (CSS) base.

**STANDARD:** The OPFOR element infiltrates the enemy's base and destroys all of the targets. 1. Surprises the enemy forces. 2. Assaults the support base and accomplishes the assigned tasks. 3. Destroys the specified equipment and supplies. 4. Avoids being decisively engaged. 5. Withdraws all personnel from the objective areas within the time prescribed. 6. Obtains all priority intelligence requirements (PIR) from the raid site. 7. Sustains only light casualties from enemy fire.

**TASK:** Defend a Minefield (5-OPFOR-0023)

**CONDITION:** The enemy is conducting a minefield sweeping operation. The opposing forces (OPFOR) element has a minefield placed in the enemy's path. The minefield is under constant observation and fire.

**STANDARD:** The OPFOR element defends a minefield against an enemy element conducting a minefield sweeping operation. 1. Prevents the unit from detecting the obstacle. 2. Disrupts the minefield sweeping operation. 3. Prevents the unit from conducting the minefield sweeping operation, prevents the unit from moving all personnel through the breach, or delays the completion of the minefield sweeping operation for more than 45 minutes.

**TASK:** Conduct Air Attacks (5-OPFOR-0002)

**CONDITION:** The opposing forces (OPFOR) element in the rear area has forwarded the positions of the enemy support sites or the locations of moving elements. The OPFOR aircraft have been dispatched to attack enemy installations or convoys.

**STANDARD:** The OPFOR element attempts to delay, disrupt, or damage the enemy targets by air. 1. Locates the target (support sites or convoys). 2. Makes attack runs on the designated targets. 3. Inflicts heavy damage to the selected target. 4. Sustains no loss of aircraft. 5. Delays moving the force for more than one hour.

**TASK:** Surrender to the Capturing Unit on the Battlefield (5-OPFOR-0024)

**CONDITION:** The enemy has captured the opposing forces (OPFOR) element's soldiers, documents, and equipment sensitive to the OPFOR tactical operations.

**STANDARD:** The OPFOR soldiers retain or destroy documents and equipment. The OPFOR element surrenders documents and equipment of no tactical use to the enemy and attempts to conceal or destroy items of tactical value. The OPFOR element attempts escape and evasion. 1. Prevents the successful capture of documents and equipment. 2. Destroys documents and equipment. 3. Removes identifying markings from equipment. 4. Removes unit-identifying insignia. 5. Provides misleading information. 6. Plans an escape. 7. Delays movement to the nearest collection point. 8. Prevents safeguarding of enemy prisoners of war (EPWs) in order to cause embarrassment to the United States (US).

**TASK:** Attack (5-OPFOR-0001)

**CONDITION:** The opposing forces (OPFOR) element has located the enemy. The priority intelligence requirements (PIR) and other intelligence requirements have been obtained by OPFOR patrols. The OPFOR element has automatic and antiarmor weapons and light mortars.

**STANDARD:** The OPFOR element attempts to seize the terrain, vehicles, or equipment. 1. Develops an attack plan. 2. Surprises the enemy unit's main body. 3. Initiates the attack using a scheme of maneuver that exploits the enemy's flanks, gaps, and weaknesses. 4. Uses covered and concealed routes to approach the enemy forces' flanks, gaps, or weakly held areas. 5. Employs indirect fire to support the attack. 6. Penetrates enemy defenses. 7. Destroys equipment and supplies. 8. Inflicts heavy casualties. 9. Isolates the combat service support (CSS) base by blocking reinforcements. 10. Forces enemy units to displace. 11. Avoids being fixed in one position. 12. Withdraws before the CSS base is reinforced with tactical combat forces.

**TASK:** Disrupt Assembly Area (AA) Activities (5-OPFOR-0013)

**CONDITION:** Intelligence reports indicate that platoon- and company-size enemy units are operating in the opposing forces (OPFOR) area of operations. Enemy units can defend from AAs with direct fire, antiarmor weapons, and indirect fire. The enemy has close air support (CAS) and nuclear, biological, and chemical (NBC) capabilities.

**STANDARD:** The OPFOR element locates and disrupts the enemy's AA activities. 1. Locates the element's AA. 2. Probes the AA with squad- or team-size elements. 3. Inflicts more than 5 percent casualties on the element. 4. Disrupts the element's preparations (prevents or delays beyond the element's allotted time).

**TASK:** Disrupt an Engineer Reconnaissance (5-OPFOR-0022)

**CONDITION:** The enemy is conducting an engineer reconnaissance. The opposing forces (OPFOR) element is positioned along the enemy's route.

**STANDARD:** The OPFOR element disrupts an engineer reconnaissance. 1. Prevents the unit from meeting its specified time schedule. 2. Forces the unit to deviate from its specified route. 3. Prevents the unit from accomplishing its assigned engineer reconnaissance. 4. Surprises the unit conducting the reconnaissance.

**TASK:** Maintain Contact (5-OPFOR-0003)

**CONDITION:** The opposing forces (OPFOR) element is engaged with enemy base defense forces. The enemy forces are withdrawing under pressure.

**STANDARD:** The OPFOR element maintains enemy contact while the enemy withdraws. 1. Engages the enemy forces decisively. 2. Advances the OPFOR as the enemy forces withdraw. 3. Inflicts heavy casualties. 4. Captures the members of the enemy force. 5. Captures documents and equipment. 6. Safeguards captured documents, equipment, and personnel.

**ELEMENTS:** Company  
 Company Headquarters  
 Three Engineer Platoon Headquarters

**TASK:** Plan for Survivability Operations (05-2-0508)  
 (FM 5-103) (FM 5-71-2)

**ITERATION:** 1 2 3 4 5 M (Circle)

**COMMANDER/LEADER ASSESSMENT:** T P U (Circle)

**CONDITIONS:** The element is supporting a maneuver task force (TF) that is preparing for defensive operations. An engineer battlefield assessment (EBA) has been completed. The element leaders are participating in the maneuver TF's planning process and the course of action (COA) has been decided. Digital units have performed functionality checks, and systems are operational. Some iterations of this task should be performed in MOPP4.

**TASK STANDARDS:** The survivability plan supports the TF commander's concept and is integrated with the obstacle plan. Digital units send and receive reports using frequency-modulated (FM) or digital means. The time required to perform this task is increased when conducting it in mission-oriented protection posture (MOPP) 4.

TASK STEPS AND PERFORMANCE MEASURES	GO	NO-GO
* 1. The commander or the executive officer (XO) coordinates for survivability operations. <ul style="list-style-type: none"> <li>a. Coordinated the linkup time and location and the call signs and frequency with the supported units.</li> <li>b. Acquired air defense artillery (ADA) coverage.</li> <li>c. Determined the critical friendly zones (CFZs).</li> <li>d. Obtained Class III support.</li> <li>e. Ensured the availability of the casualty evacuation (CASEVAC) plan.</li> </ul>		
* 2. The element leader determines the requirements for the types and numbers of survivability positions based on the TF's COA.		
* 3. The element leader determines construction capabilities.		
* 4. The element leader identifies capabilities versus requirements to determine shortfalls and informs the supported unit commander on these shortfalls.		
* 5. The element leader recommends priorities and task organization to the maneuver commander.		
* 6. The XO prepares the survivability plan and matrix and issues orders to subordinates.		

TASK PERFORMANCE / EVALUATION SUMMARY BLOCK							
ITERATION	1	2	3	4	5	M	TOTAL
TOTAL TASK STEPS EVALUATED							
TOTAL TASK STEPS "GO"							
TRAINING STATUS "GO"/"NO-GO"							

"\*" indicates a leader task step.

**SUPPORTING INDIVIDUAL TASKS: NONE**

**SUPPORTING COLLECTIVE TASKS: NONE**

**OPFOR TASKS AND STANDARDS**

**TASK:** Surrender to the Capturing Unit on the Battlefield (5-OPFOR-0024)

**CONDITION:** The enemy has captured the opposing forces (OPFOR) element's soldiers, documents, and equipment sensitive to the OPFOR tactical operations.

**STANDARD:** The OPFOR soldiers retain or destroy documents and equipment. The OPFOR element surrenders documents and equipment of no tactical use to the enemy and attempts to conceal or destroy items of tactical value. The OPFOR element attempts escape and evasion. 1. Prevents the successful capture of documents and equipment. 2. Destroys documents and equipment. 3. Removes identifying markings from equipment. 4. Removes unit-identifying insignia. 5. Provides misleading information. 6. Plans an escape. 7. Delays movement to the nearest collection point. 8. Prevents safeguarding of enemy prisoners of war (EPWs) in order to cause embarrassment to the United States (US).

**TASK:** Defeat Obstacles (5-OPFOR-0009)

**CONDITION:** The opposing forces (OPFOR) element encounters an obstacle that blocks the avenue of approach as it advances upon the enemy forces.

**STANDARD:** The OPFOR element bypasses or breaches the enemy obstacle. 1. Detects the obstacle before halting its main body. 2. Defeats the obstacle. a. Bypasses the obstacle without entering the engagement areas. b. Breaches the obstacle within 45 minutes and passes its entire force through the obstacle. 3. Does not incur degradation to the point that the mission must be discontinued.

**TASK:** Disrupt Movement (5-OPFOR-0014)

**CONDITION:** The enemy is expected to move through the opposing forces (OPFOR) element's area of operations. The OPFOR element has received an operation order (OPORD) or fragmentary order (FRAGO) to disrupt enemy movement. The enemy has the capability to defend with direct fire and antiarmor weapons.

**STANDARD:** The OPFOR element delays enemy movement. 1. Delays the element. 2. Forces the element to deviate from its route. 3. Prevents the element from reaching its destination. 4. Surprises the element's main body.

**TASK:** Conduct Sniper Operations (5-OPFOR-0006)

**CONDITION:** The opposing forces (OPFOR) element has assigned snipers (regular or irregular elements) in the enemy's rear area along the main supply route (MSR) and near support sites.

**STANDARD:** The OPFOR element kills or wounds targets. 1. Sets up a well-concealed location. 2. Engages vehicle drivers or personnel on foot with short bursts of semiautomatic fire. 3. Kills or wounds selected targets. 4. Prevents the position from being discovered by enemy forces. 5. Evacuates the area without being spotted. 6. Reports all specified priority intelligence requirements (PIR) and other intelligence requirements to the OPFOR headquarters (HQ).

**TASK:** Conduct an Attack (5-OPFOR-0008)

**CONDITION:** The enemy is conducting tactical operations. The opposing forces (OPFOR) element receives orders to attack the enemy, the area of occupation, or the main supply route (MSR) with smoke.

**STANDARD:** The OPFOR element disrupts the enemy's movement and smoke operations. 1. Determines the delivery method of the smoke attack. 2. Locates the target. 3. Delivers the smoke attack downwind. 4. Attacks the enemy with smoke, and surge attacks when the enemy responds to the smoke.

**TASK:** Disrupt a Route Reconnaissance (5-OPFOR-0021)

**CONDITION:** The enemy is conducting a route reconnaissance. The opposing forces (OPFOR) element is positioned along the enemy's route.

**STANDARD:** The OPFOR element attempts to disrupt a squad/section conducting a route reconnaissance. 1. Prevents the unit from meeting its specified time schedule. 2. Forces the unit to deviate from its specified route. 3. Prevents the unit from reaching its assigned destination. 4. Surprises the squad/section. 5. Inflicts casualties on the unit.

**TASK:** Conduct Terrorist and Saboteur Attacks (5-OPFOR-0005)

**CONDITION:** The opposing forces (OPFOR) element dispatches small teams into the enemy's rear area to disrupt combat service support (CSS) operations.

**STANDARD:** The enemy sustains disrupted command and control (C2), destroyed equipment and supplies, and light casualties. 1. Locates rear support bases and C2 facilities. 2. Delays and disrupts CSS operations through probes. 3. Infiltrates CSS bases to conduct sabotage and terrorist activities. 4. Inflicts light casualties. 5. Destroys supplies and equipment.

**TASK:** Disrupt a Net Control Station (NCS) (5-OPFOR-0019)

**CONDITION:** The enemy has established a NCS. The opposing forces (OPFOR) element has radio and jamming equipment.

**STANDARD:** The OPFOR element attempts to disrupt an NCS. 1. Attempts to locate the radio frequency that the unit is operating on. 2. Attempts to enter the radio net. 3. Attempts to issue "bogus" orders to a unit on the net. 4. Jams the radio frequency and forces the unit to go to an alternate frequency.

**TASK:** Disrupt Construction of Vehicle Fighting Positions (5-OPFOR-0020)

**CONDITION:** The opposing forces (OPFOR) element has located the enemy. The priority intelligence requirements (PIR) and other intelligence obtained by OPFOR patrols indicate the enemy is constructing vehicle fighting positions within its defensive area. The OPFOR element has automatic and antiarmor weapons and light mortars.

**STANDARD:** The OPFOR element attempts to disrupt the enemy's efforts to establish vehicle fighting positions. 1. Locates the defensive area. 2. Surprises the main body. 3. Penetrates the defensive area with squad-size probes. 4. Inflicts casualties on the unit. 5. Destroys vehicles. 6. Disrupts the unit's preparations (prevents or delays beyond the unit's allotted time).

**TASK:** Conduct an Ambush (5-OPFOR-0007)

**CONDITION:** The enemy is moving in a convoy. The opposing forces (OPFOR) element is positioned along the enemy's route.

**STANDARD:** The OPFOR element inflicts casualties on the enemy and causes vehicle and equipment damage. 1. Prepares an ambush site before the element arrives. 2. Surprises march element forces. 3. Inflicts heavy casualties within the designated kill zone. 4. Inflicts heavy damage to vehicles and equipment within the designated kill zone. 5. Delays the march element from reaching a specified destination for a specified period of time. 6. Withdraws on order. 7. Sustains no casualties. 8. Reports actions to superiors.

**TASK:** Conduct an Aerial Reconnaissance (5-OPFOR-0010)

**CONDITION:** The opposing forces (OPFOR) headquarters (HQ) element requires intelligence on the locations and identification of enemy elements. An aircraft is dispatched to take photographs and make a visual inspection of the enemy rear area.

**STANDARD:** The OPFOR element gathers photograph intelligence of the enemy. 1. Photographs the assigned sectors. 2. Makes quick visual checks where the ceiling is low. 3. Locates enemy positions in the area, particularly support and storage bases, and command and control (C2) facilities. 4. Sustains no loss of aircraft. 5. Reports priority intelligence requirements (PIR) and other information requirements to the OPFOR HQ.

**TASK:** Disrupt Defensive Preparations (5-OPFOR-0018)

**CONDITION:** The opposing forces (OPFOR) element has located the enemy. Priority intelligence requirements (PIR) and other intelligence requirements obtained by OPFOR patrols indicate that the enemy elements are establishing defensive positions. The OPFOR element has automatic and antiarmor weapons and light mortars.

**STANDARD:** The OPFOR element disrupts and delays the enemy's defensive preparations. 1. Locates and penetrates the enemy's security system. 2. Forces the enemy to delay defensive preparations. 3. Disrupts the enemy's obstacle preparations.

**TASK:** Disrupt Quartering Party Operations (5-OPFOR-0017)

**CONDITION:** The enemy is conducting quartering party operations. It has established an assembly area (AA) but has not moved in the main body.

**STANDARD:** The opposing forces (OPFOR) element attempts to disrupt quartering party operations and infiltrate the enemy's AA. 1. Locates the quartering party and the AA. 2. Surprises the main body. 3. Penetrates the AA with squad-size probes. 4. Inflicts personnel casualties and vehicle damage. 5. Disrupts the unit's preparations (prevents or delays beyond the unit's allotted time).

**TASK:** Disrupt Enemy Movement and Operations Using Persistent and Nonpersistent Chemical Weapons (5-OPFOR-0015)

**CONDITION:** The opposing forces (OPFOR) element has located the enemy. Priority intelligence requirements (PIR) and other intelligence requirements have been obtained by OPFOR patrols. The OPFOR units deliver chemical agents, by means of conventional artillery weapons or aircraft, along selected supply routes and key bases in the rear area.

**STANDARD:** The OPFOR element disrupts enemy movement and operations using persistent and nonpersistent chemical weapons. 1. Delivers chemical agents in low and densely wooded areas. 2. Delays the movement of enemy supplies and equipment to the forward areas. 3. Restricts the movement of the enemy units in the rear area. 4. Channels the movement of enemy units into predesignated ambush areas. 5. Contaminates enemy supplies and equipment. 6. Inflicts a high rate of casualties on enemy forces.



**TASK:** Disrupt Enemy Movement and Operations Using Tactical Nuclear Weapons (5-OPFOR-0016)

**CONDITION:** The opposing forces (OPFOR) element has located the enemy. Priority intelligence requirements (PIR) and other intelligence requirements have been obtained by OPFOR patrols. Tactical nuclear weapons are employed against key locations in the rear area.

**STANDARD:** The OPFOR element disrupts enemy movement and operations. 1. Disrupts or delays the movement of the enemy's equipment and supplies to the forward areas. 2. Destroys enemy equipment and supplies. 3. Inflicts a high rate of nuclear casualties among the enemy forces. 4. Denies the enemy the use of specified areas. 5. Contaminates the enemy's equipment and supplies.

**TASK:** Counter Passage of Lines (5-OPFOR-0012)

**CONDITION:** Enemy forces are in defensive positions, but they are expected to attempt passage-of-lines operations. The opposing forces (OPFOR) received orders to disrupt enemy passage-of-lines operations.

**STANDARD:** The OPFOR element delays or prevents enemy passage of lines. 1. Delays the passage. 2. Prevents the company from moving all personnel through the stationary unit. 3. Engages the main body of either the moving or the stationary unit.

**TASK:** Conduct Air Attacks (5-OPFOR-0002)

**CONDITION:** The opposing forces (OPFOR) element in the rear area has forwarded the positions of the enemy support sites or the locations of moving elements. The OPFOR aircraft have been dispatched to attack enemy installations or convoys.

**STANDARD:** The OPFOR element attempts to delay, disrupt, or damage the enemy targets by air. 1. Locates the target (support sites or convoys). 2. Makes attack runs on the designated targets. 3. Inflicts heavy damage to the selected target. 4. Sustains no loss of aircraft. 5. Delays moving the force for more than one hour.

**TASK:** Defend a Minefield (5-OPFOR-0023)

**CONDITION:** The enemy is conducting a minefield sweeping operation. The opposing forces (OPFOR) element has a minefield placed in the enemy's path. The minefield is under constant observation and fire.

**STANDARD:** The OPFOR element defends a minefield against an enemy element conducting a minefield sweeping operation. 1. Prevents the unit from detecting the obstacle. 2. Disrupts the minefield sweeping operation. 3. Prevents the unit from conducting the minefield sweeping operation, prevents the unit from moving all personnel through the breach, or delays the completion of the minefield sweeping operation for more than 45 minutes.

**TASK:** Conduct a Raid (5-OPFOR-0004)

**CONDITION:** The opposing forces (OPFOR) element has occupied an objective rally point and has orders to conduct a raid on a combat service support (CSS) base.

**STANDARD:** The OPFOR element infiltrates the enemy's base and destroys all of the targets. 1. Surprises the enemy forces. 2. Assaults the support base and accomplishes the assigned tasks. 3. Destroys the specified equipment and supplies. 4. Avoids being decisively engaged. 5. Withdraws all personnel from the objective areas within the time prescribed. 6. Obtains all priority intelligence requirements (PIR) from the raid site. 7. Sustains only light casualties from enemy fire.

**TASK:** Attack (5-OPFOR-0001)

**CONDITION:** The opposing forces (OPFOR) element has located the enemy. The priority intelligence requirements (PIR) and other intelligence requirements have been obtained by OPFOR patrols. The OPFOR element has automatic and antiarmor weapons and light mortars.

**STANDARD:** The OPFOR element attempts to seize the terrain, vehicles, or equipment. 1. Develops an attack plan. 2. Surprises the enemy unit's main body. 3. Initiates the attack using a scheme of maneuver that exploits the enemy's flanks, gaps, and weaknesses. 4. Uses covered and concealed routes to approach the enemy forces' flanks, gaps, or weakly held areas. 5. Employs indirect fire to support the attack. 6. Penetrates enemy defenses. 7. Destroys equipment and supplies. 8. Inflicts heavy casualties. 9. Isolates the combat service support (CSS) base by blocking reinforcements. 10. Forces enemy units to displace. 11. Avoids being fixed in one position. 12. Withdraws before the CSS base is reinforced with tactical combat forces.

**TASK:** Disrupt Assembly Area (AA) Activities (5-OPFOR-0013)

**CONDITION:** Intelligence reports indicate that platoon- and company-size enemy units are operating in the opposing forces (OPFOR) area of operations. Enemy units can defend from AAs with direct fire, antiarmor weapons, and indirect fire. The enemy has close air support (CAS) and nuclear, biological, and chemical (NBC) capabilities.

**STANDARD:** The OPFOR element locates and disrupts the enemy's AA activities. 1. Locates the element's AA. 2. Probes the AA with squad- or team-size elements. 3. Inflicts more than 5 percent casualties on the element. 4. Disrupts the element's preparations (prevents or delays beyond the element's allotted time).

**TASK:** Disrupt an Engineer Reconnaissance (5-OPFOR-0022)

**CONDITION:** The enemy is conducting an engineer reconnaissance. The opposing forces (OPFOR) element is positioned along the enemy's route.

**STANDARD:** The OPFOR element disrupts an engineer reconnaissance. 1. Prevents the unit from meeting its specified time schedule. 2. Forces the unit to deviate from its specified route. 3. Prevents the unit from accomplishing its assigned engineer reconnaissance. 4. Surprises the unit conducting the reconnaissance.

**TASK:** Maintain Contact (5-OPFOR-0003)

**CONDITION:** The opposing forces (OPFOR) element is engaged with enemy base defense forces. The enemy forces are withdrawing under pressure.

**STANDARD:** The OPFOR element maintains enemy contact while the enemy withdraws. 1. Engages the enemy forces decisively. 2. Advances the OPFOR as the enemy forces withdraw. 3. Inflicts heavy casualties. 4. Captures the members of the enemy force. 5. Captures documents and equipment. 6. Safeguards captured documents, equipment, and personnel.

**ELEMENTS:** Company  
Company Headquarters

**TASK:** Direct Survivability Construction (05-2-0510)  
(FM 5-103) (FM 5-71-3)

**ITERATION:** 1 2 3 4 5 M (Circle)

**COMMANDER/LEADER ASSESSMENT:** T P U (Circle)

**CONDITIONS:** The battalion is supporting a maneuver brigade that is preparing for defensive operations. Survivability and obstacle plans have been formulated. The battalion commander has task-organized the digging assets under the battalion's control. Digital units have performed functionality checks, and systems are operational. Some iterations of this task should be performed in MOPP4.

**TASK STANDARDS:** The survivability plan is executed and fighting/protective positions are constructed to standard according to priorities and timelines. Digital units send and receive reports using frequency-modulated (FM) or digital means. The time required to perform this task is increased when conducting it in mission-oriented protection posture (MOPP) 4.

TASK STEPS AND PERFORMANCE MEASURES	GO	NO-GO
<p>* 1. The battalion commander issues an operation order (OPORD) containing the construction plan. NOTE: Digital units send orders to subordinate units using the Maneuver Control System (MCS) and the Force XXI Battle Command Brigade and Below (FBCB2) System and perform collaborative-planning and the orders process using embedded digital tools.</p> <p>* 2. The battalion commander supervises coordination with the maneuver commanders and on-site engineer officers in charge (OICs) to determine the physical location of direct- and indirect-fire weapons systems and other brigade assets that require protection.</p> <p>3. The battalion coordinates for maintenance and refueling support for the subordinate elements.</p> <p>* 4. The battalion commander supervises the execution of the construction matrix and adjusts the plan as necessary.</p> <p>5. The battalion reports the status to the engineer brigade and the maneuver brigade. NOTE: Digital units send reports and update the common operational picture (COP) using the Army Battle Command System (ABCS) according to the unit's tactical standing operating procedure (TACSOP).</p>		

TASK PERFORMANCE / EVALUATION SUMMARY BLOCK							
ITERATION	1	2	3	4	5	M	TOTAL
TOTAL TASK STEPS EVALUATED							
TOTAL TASK STEPS "GO"							
TRAINING STATUS "GO"/"NO-GO"							

"\*" indicates a leader task step.

### SUPPORTING INDIVIDUAL TASKS

Task Number	Task Title	References
052-195-4050	Prepare Engineer Estimates	STP 5-12B24-SM-TG
052-227-3120	Direct Construction of a Vehicle Fighting Position	STP 5-12B24-SM-TG
052-227-3302	Direct Armored Combat Earthmover (ACE) Dozer/Scraper Operations	STP 5-62G13-SM-TG STP 5-12B24-SM-TG STP 5-62G13-SM-TG

### SUPPORTING COLLECTIVE TASKS: NONE

### OPFOR TASKS AND STANDARDS

**TASK:** Defeat Obstacles (5-OPFOR-0009)

**CONDITION:** The opposing forces (OPFOR) element encounters an obstacle that blocks the avenue of approach as it advances upon the enemy forces.

**STANDARD:** The OPFOR element bypasses or breaches the enemy obstacle. 1. Detects the obstacle before halting its main body. 2. Defeats the obstacle. a. Bypasses the obstacle without entering the engagement areas. b. Breaches the obstacle within 45 minutes and passes its entire force through the obstacle. 3. Does not incur degradation to the point that the mission must be discontinued.

**TASK:** Disrupt Defensive Preparations (5-OPFOR-0018)

**CONDITION:** The opposing forces (OPFOR) element has located the enemy. Priority intelligence requirements (PIR) and other intelligence requirements obtained by OPFOR patrols indicate that the enemy elements are establishing defensive positions. The OPFOR element has automatic and antiarmor weapons and light mortars.

**STANDARD:** The OPFOR element disrupts and delays the enemy's defensive preparations. 1. Locates and penetrates the enemy's security system. 2. Forces the enemy to delay defensive preparations. 3. Disrupts the enemy's obstacle preparations.

**TASK:** Disrupt Construction of Vehicle Fighting Positions (5-OPFOR-0020)

**CONDITION:** The opposing forces (OPFOR) element has located the enemy. The priority intelligence requirements (PIR) and other intelligence obtained by OPFOR patrols indicate the enemy is constructing vehicle fighting positions within its defensive area. The OPFOR element has automatic and antiarmor weapons and light mortars.

**STANDARD:** The OPFOR element attempts to disrupt the enemy's efforts to establish vehicle fighting positions. 1. Locates the defensive area. 2. Surprises the main body. 3. Penetrates the defensive area with squad-size probes. 4. Inflicts casualties on the unit. 5. Destroys vehicles. 6. Disrupts the unit's preparations (prevents or delays beyond the unit's allotted time).

**TASK:** Conduct Sniper Operations (5-OPFOR-0006)

**CONDITION:** The opposing forces (OPFOR) element has assigned snipers (regular or irregular elements) in the enemy's rear area along the main supply route (MSR) and near support sites.

**STANDARD:** The OPFOR element kills or wounds targets. 1. Sets up a well-concealed location. 2. Engages vehicle drivers or personnel on foot with short bursts of semiautomatic fire. 3. Kills or wounds selected targets. 4. Prevents the position from being discovered by enemy forces. 5. Evacuates the area without being spotted. 6. Reports all specified priority intelligence requirements (PIR) and other intelligence requirements to the OPFOR headquarters (HQ).

**TASK:** Conduct Terrorist and Saboteur Attacks (5-OPFOR-0005)

**CONDITION:** The opposing forces (OPFOR) element dispatches small teams into the enemy's rear area to disrupt combat service support (CSS) operations.

**STANDARD:** The enemy sustains disrupted command and control (C2), destroyed equipment and supplies, and light casualties. 1. Locates rear support bases and C2 facilities. 2. Delays and disrupts CSS operations through probes. 3. Infiltrates CSS bases to conduct sabotage and terrorist activities. 4. Inflicts light casualties. 5. Destroys supplies and equipment.

**TASK:** Counter Passage of Lines (5-OPFOR-0012)

**CONDITION:** Enemy forces are in defensive positions, but they are expected to attempt passage-of-lines operations. The opposing forces (OPFOR) received orders to disrupt enemy passage-of-lines operations.

**STANDARD:** The OPFOR element delays or prevents enemy passage of lines. 1. Delays the passage. 2. Prevents the company from moving all personnel through the stationary unit. 3. Engages the main body of either the moving or the stationary unit.

**TASK:** Disrupt Movement (5-OPFOR-0014)

**CONDITION:** The enemy is expected to move through the opposing forces (OPFOR) element's area of operations. The OPFOR element has received an operation order (OPORD) or fragmentary order (FRAGO) to disrupt enemy movement. The enemy has the capability to defend with direct fire and antiarmor weapons.

**STANDARD:** The OPFOR element delays enemy movement. 1. Delays the element. 2. Forces the element to deviate from its route. 3. Prevents the element from reaching its destination. 4. Surprises the element's main body.

**TASK:** Conduct an Attack (5-OPFOR-0008)

**CONDITION:** The enemy is conducting tactical operations. The opposing forces (OPFOR) element receives orders to attack the enemy, the area of occupation, or the main supply route (MSR) with smoke.

**STANDARD:** The OPFOR element disrupts the enemy's movement and smoke operations. 1. Determines the delivery method of the smoke attack. 2. Locates the target. 3. Delivers the smoke attack downwind. 4. Attacks the enemy with smoke, and surge attacks when the enemy responds to the smoke.

**TASK:** Disrupt a Route Reconnaissance (5-OPFOR-0021)

**CONDITION:** The enemy is conducting a route reconnaissance. The opposing forces (OPFOR) element is positioned along the enemy's route.

**STANDARD:** The OPFOR element attempts to disrupt a squad/section conducting a route reconnaissance. 1. Prevents the unit from meeting its specified time schedule. 2. Forces the unit to deviate from its specified route. 3. Prevents the unit from reaching its assigned destination. 4. Surprises the squad/section. 5. Inflicts casualties on the unit.

**TASK:** Disrupt a Net Control Station (NCS) (5-OPFOR-0019)

**CONDITION:** The enemy has established a NCS. The opposing forces (OPFOR) element has radio and jamming equipment.

**STANDARD:** The OPFOR element attempts to disrupt an NCS. 1. Attempts to locate the radio frequency that the unit is operating on. 2. Attempts to enter the radio net. 3. Attempts to issue "bogus" orders to a unit on the net. 4. Jams the radio frequency and forces the unit to go to an alternate frequency.

**TASK:** Conduct an Ambush (5-OPFOR-0007)

**CONDITION:** The enemy is moving in a convoy. The opposing forces (OPFOR) element is positioned along the enemy's route.

**STANDARD:** The OPFOR element inflicts casualties on the enemy and causes vehicle and equipment damage. 1. Prepares an ambush site before the element arrives. 2. Surprises march element forces. 3. Inflicts heavy casualties within the designated kill zone. 4. Inflicts heavy damage to vehicles and equipment within the designated kill zone. 5. Delays the march element from reaching a specified destination for a specified period of time. 6. Withdraws on order. 7. Sustains no casualties. 8. Reports actions to superiors.

**TASK:** Conduct an Aerial Reconnaissance (5-OPFOR-0010)

**CONDITION:** The opposing forces (OPFOR) headquarters (HQ) element requires intelligence on the locations and identification of enemy elements. An aircraft is dispatched to take photographs and make a visual inspection of the enemy rear area.

**STANDARD:** The OPFOR element gathers photograph intelligence of the enemy. 1. Photographs the assigned sectors. 2. Makes quick visual checks where the ceiling is low. 3. Locates enemy positions in the area, particularly support and storage bases, and command and control (C2) facilities. 4. Sustains no loss of aircraft. 5. Reports priority intelligence requirements (PIR) and other information requirements to the OPFOR HQ.

**TASK:** Disrupt Quartering Party Operations (5-OPFOR-0017)

**CONDITION:** The enemy is conducting quartering party operations. It has established an assembly area (AA) but has not moved in the main body.

**STANDARD:** The opposing forces (OPFOR) element attempts to disrupt quartering party operations and infiltrate the enemy's AA. 1. Locates the quartering party and the AA. 2. Surprises the main body. 3. Penetrates the AA with squad-size probes. 4. Inflicts personnel casualties and vehicle damage. 5. Disrupts the unit's preparations (prevents or delays beyond the unit's allotted time).

**TASK:** Disrupt Enemy Movement and Operations Using Persistent and Nonpersistent Chemical Weapons (5-OPFOR-0015)

**CONDITION:** The opposing forces (OPFOR) element has located the enemy. Priority intelligence requirements (PIR) and other intelligence requirements have been obtained by OPFOR patrols. The OPFOR units deliver chemical agents, by means of conventional artillery weapons or aircraft, along selected supply routes and key bases in the rear area.

**STANDARD:** The OPFOR element disrupts enemy movement and operations using persistent and nonpersistent chemical weapons. 1. Delivers chemical agents in low and densely wooded areas. 2. Delays the movement of enemy supplies and equipment to the forward areas. 3. Restricts the movement of the enemy units in the rear area. 4. Channels the movement of enemy units into predesignated ambush areas. 5. Contaminates enemy supplies and equipment. 6. Inflicts a high rate of casualties on enemy forces.

**TASK:** Disrupt Enemy Movement and Operations Using Tactical Nuclear Weapons (5-OPFOR-0016)

**CONDITION:** The opposing forces (OPFOR) element has located the enemy. Priority intelligence requirements (PIR) and other intelligence requirements have been obtained by OPFOR patrols. Tactical nuclear weapons are employed against key locations in the rear area.

**STANDARD:** The OPFOR element disrupts enemy movement and operations. 1. Disrupts or delays the movement of the enemy's equipment and supplies to the forward areas. 2. Destroys enemy equipment and supplies. 3. Inflicts a high rate of nuclear casualties among the enemy forces. 4. Denies the enemy the use of specified areas. 5. Contaminates the enemy's equipment and supplies.

**TASK:** Conduct Air Attacks (5-OPFOR-0002)

**CONDITION:** The opposing forces (OPFOR) element in the rear area has forwarded the positions of the enemy support sites or the locations of moving elements. The OPFOR aircraft have been dispatched to attack enemy installations or convoys.

**STANDARD:** The OPFOR element attempts to delay, disrupt, or damage the enemy targets by air. 1. Locates the target (support sites or convoys). 2. Makes attack runs on the designated targets. 3. Inflicts heavy damage to the selected target. 4. Sustains no loss of aircraft. 5. Delays moving the force for more than one hour.

**TASK:** Defend a Minefield (5-OPFOR-0023)

**CONDITION:** The enemy is conducting a minefield sweeping operation. The opposing forces (OPFOR) element has a minefield placed in the enemy's path. The minefield is under constant observation and fire.

**STANDARD:** The OPFOR element defends a minefield against an enemy element conducting a minefield sweeping operation. 1. Prevents the unit from detecting the obstacle. 2. Disrupts the minefield sweeping operation. 3. Prevents the unit from conducting the minefield sweeping operation, prevents the unit from moving all personnel through the breach, or delays the completion of the minefield sweeping operation for more than 45 minutes.

**TASK:** Conduct a Raid (5-OPFOR-0004)

**CONDITION:** The opposing forces (OPFOR) element has occupied an objective rally point and has orders to conduct a raid on a combat service support (CSS) base.

**STANDARD:** The OPFOR element infiltrates the enemy's base and destroys all of the targets. 1. Surprises the enemy forces. 2. Assaults the support base and accomplishes the assigned tasks. 3. Destroys the specified equipment and supplies. 4. Avoids being decisively engaged. 5. Withdraws all personnel from the objective areas within the time prescribed. 6. Obtains all priority intelligence requirements (PIR) from the raid site. 7. Sustains only light casualties from enemy fire.

**TASK:** Surrender to the Capturing Unit on the Battlefield (5-OPFOR-0024)

**CONDITION:** The enemy has captured the opposing forces (OPFOR) element's soldiers, documents, and equipment sensitive to the OPFOR tactical operations.

**STANDARD:** The OPFOR soldiers retain or destroy documents and equipment. The OPFOR element surrenders documents and equipment of no tactical use to the enemy and attempts to conceal or destroy items of tactical value. The OPFOR element attempts escape and evasion. 1. Prevents the successful capture of documents and equipment. 2. Destroys documents and equipment. 3. Removes identifying markings from equipment. 4. Removes unit-identifying insignia. 5. Provides misleading information. 6. Plans an escape. 7. Delays movement to the nearest collection point. 8. Prevents safeguarding of enemy prisoners of war (EPWs) in order to cause embarrassment to the United States (US).

**TASK:** Attack (5-OPFOR-0001)

**CONDITION:** The opposing forces (OPFOR) element has located the enemy. The priority intelligence requirements (PIR) and other intelligence requirements have been obtained by OPFOR patrols. The OPFOR element has automatic and antiarmor weapons and light mortars.

**STANDARD:** The OPFOR element attempts to seize the terrain, vehicles, or equipment. 1. Develops an attack plan. 2. Surprises the enemy unit's main body. 3. Initiates the attack using a scheme of maneuver that exploits the enemy's flanks, gaps, and weaknesses. 4. Uses covered and concealed routes to approach the enemy forces' flanks, gaps, or weakly held areas. 5. Employs indirect fire to support the attack. 6. Penetrates enemy defenses. 7. Destroys equipment and supplies. 8. Inflicts heavy casualties. 9. Isolates the combat service support (CSS) base by blocking reinforcements. 10. Forces enemy units to displace. 11. Avoids being fixed in one position. 12. Withdraws before the CSS base is reinforced with tactical combat forces.

**TASK:** Disrupt Assembly Area (AA) Activities (5-OPFOR-0013)

**CONDITION:** Intelligence reports indicate that platoon- and company-size enemy units are operating in the opposing forces (OPFOR) area of operations. Enemy units can defend from AAs with direct fire, antiarmor weapons, and indirect fire. The enemy has close air support (CAS) and nuclear, biological, and chemical (NBC) capabilities.

**STANDARD:** The OPFOR element locates and disrupts the enemy's AA activities. 1. Locates the element's AA. 2. Probes the AA with squad- or team-size elements. 3. Inflicts more than 5 percent casualties on the element. 4. Disrupts the element's preparations (prevents or delays beyond the element's allotted time).

**TASK:** Disrupt an Engineer Reconnaissance (5-OPFOR-0022)

**CONDITION:** The enemy is conducting an engineer reconnaissance. The opposing forces (OPFOR) element is positioned along the enemy's route.

**STANDARD:** The OPFOR element disrupts an engineer reconnaissance. 1. Prevents the unit from meeting its specified time schedule. 2. Forces the unit to deviate from its specified route. 3. Prevents the unit from accomplishing its assigned engineer reconnaissance. 4. Surprises the unit conducting the reconnaissance.

**TASK:** Maintain Contact (5-OPFOR-0003)

**CONDITION:** The opposing forces (OPFOR) element is engaged with enemy base defense forces. The enemy forces are withdrawing under pressure.

**STANDARD:** The OPFOR element maintains enemy contact while the enemy withdraws. 1. Engages the enemy forces decisively. 2. Advances the OPFOR as the enemy forces withdraw. 3. Inflicts heavy casualties. 4. Captures the members of the enemy force. 5. Captures documents and equipment. 6. Safeguards captured documents, equipment, and personnel.



**ELEMENTS:** Three Engineer Platoon Headquarters  
 Nine Engineer Squads  
 Assault and Obstacle Platoon Headquarters  
 Obstacle Section  
 Three Assault Sections

**TASK:** Emplace Tactical Obstacles (05-2-0514)  
 (FM 90-7) (FM 20-32)

**ITERATION:** 1 2 3 4 5 M (Circle)

**COMMANDER/LEADER ASSESSMENT:** T P U (Circle)

**CONDITIONS:** The company is supporting a maneuver task force (TF) that is preparing for defensive operations. Obstacle and survivability plans have been approved. The company commander has task-organized engineer assets to emplace directed obstacles. Digital units have performed functionality checks, and systems are operational. Some iterations of this task should be performed in MOPP4.

**TASK STANDARDS:** The obstacles are correctly sited, built to standard, and handed over to maneuver forces according to the established timelines. Digital units send and receive information using frequency-modulated (FM) and digital means to conduct combat operations. The time required to perform this task is increased when conducting it in mission-oriented protection posture (MOPP) 4.

TASK STEPS AND PERFORMANCE MEASURES	GO	NO-GO
* 1. The company commander supervises obstacle emplacement. <ul style="list-style-type: none"> <li>a. Ensured that the fire support targets were refined.</li> <li>b. Coordinated for critical friendly zones (CFZs).</li> <li>c. Coordinated for air defense artillery (ADA) coverage.</li> <li>d. Coordinated linkups between engineer platoons and supported units.</li> <li>e. Briefed the platoon leader on the intent of the obstacle group, to include a tentative obstacle group design.</li> <li>f. Informed the platoon leader on the type of mine distribution method to use.</li> <li>g. Provided the platoon leader with a timeline for the countermobility effort.</li> <li>h. Coordinated for maneuver support to assist in obstacle emplacement.</li> </ul> 2. The company command post (CP) monitors obstacle emplacement. NOTE: Digital units report the locations of completed obstacles, populate the Army Battle Command System (ABCS) with the locations of obstacles, and send status reports and requests according to the unit's standing operating procedure (SOP). <ul style="list-style-type: none"> <li>a. Monitored the progress, reported the status, and adjusted the execution matrix, as required.</li> <li>b. Tracked the turnover of completed obstacles to overwatching maneuver units.</li> </ul>		

TASK PERFORMANCE / EVALUATION SUMMARY BLOCK							
ITERATION	1	2	3	4	5	M	TOTAL
TOTAL TASK STEPS EVALUATED							
TOTAL TASK STEPS "GO"							
TRAINING STATUS "GO"/"NO-GO"							

"\*" indicates a leader task step.

**SUPPORTING INDIVIDUAL TASKS**

<b>Task Number</b>	<b>Task Title</b>	<b>References</b>
052-192-2083	Perform Troubleshooting Procedures on a Volcano	STP 5-12B24-SM-TG
052-192-3125	Direct a Row Minefield Siting Party	STP 5-62G13-SM-TG STP 5-12B24-SM-TG STP 5-62G13-SM-TG

**SUPPORTING COLLECTIVE TASKS**

<b>Task Number</b>	<b>Task Title</b>	<b>References</b>
05-1-1035	Integrate Engineer Elements Into the Fire Support (FS) Planning Process	ARTEP 5-335-60-MTP  ARTEP 5-335-66-MTP ARTEP 5-435-66-MTP ARTEP47-002-47X-MTP
05-2-0100	Coordinate the Synchronization and Integration of Fire Support (FS)	ARTEP 5-053-35-MTP  ARTEP 5-113-35-MTP ARTEP 5-335-65-MTP ARTEP 5-337-35-MTP ARTEP 5-435-67-MTP ARTEP 5-437-36-MTP ARTEP 5-437-38-MTP
05-2-0126	Provide Support for Countermobility Operations	ARTEP 5-063-10-MTP  ARTEP 5-063-11-MTP ARTEP 5-063-35-MTP

**OPFOR TASKS AND STANDARDS**

**TASK:** Defeat Obstacles (5-OPFOR-0009)

**CONDITION:** The opposing forces (OPFOR) element encounters an obstacle that blocks the avenue of approach as it advances upon the enemy forces.

**STANDARD:** The OPFOR element bypasses or breaches the enemy obstacle. 1. Detects the obstacle before halting its main body. 2. Defeats the obstacle. a. Bypasses the obstacle without entering the engagement areas. b. Breaches the obstacle within 45 minutes and passes its entire force through the obstacle. 3. Does not incur degradation to the point that the mission must be discontinued.

**TASK:** Surrender to the Capturing Unit on the Battlefield (5-OPFOR-0024)

**CONDITION:** The enemy has captured the opposing forces (OPFOR) element's soldiers, documents, and equipment sensitive to the OPFOR tactical operations.

**STANDARD:** The OPFOR soldiers retain or destroy documents and equipment. The OPFOR element surrenders documents and equipment of no tactical use to the enemy and attempts to conceal or destroy items of tactical value. The OPFOR element attempts escape and evasion. 1. Prevents the successful capture of documents and equipment. 2. Destroys documents and equipment. 3. Removes identifying markings from equipment. 4. Removes unit-identifying insignia. 5. Provides misleading information. 6. Plans an escape. 7. Delays movement to the nearest collection point. 8. Prevents safeguarding of enemy prisoners of war (EPWs) in order to cause embarrassment to the United States (US).

**TASK:** Conduct Sniper Operations (5-OPFOR-0006)

**CONDITION:** The opposing forces (OPFOR) element has assigned snipers (regular or irregular elements) in the enemy's rear area along the main supply route (MSR) and near support sites.

**STANDARD:** The OPFOR element kills or wounds targets. 1. Sets up a well-concealed location. 2. Engages vehicle drivers or personnel on foot with short bursts of semiautomatic fire. 3. Kills or wounds selected targets. 4. Prevents the position from being discovered by enemy forces. 5. Evacuates the area without being spotted. 6. Reports all specified priority intelligence requirements (PIR) and other intelligence requirements to the OPFOR headquarters (HQ).

**TASK:** Disrupt Defensive Preparations (5-OPFOR-0018)

**CONDITION:** The opposing forces (OPFOR) element has located the enemy. Priority intelligence requirements (PIR) and other intelligence requirements obtained by OPFOR patrols indicate that the enemy elements are establishing defensive positions. The OPFOR element has automatic and antiarmor weapons and light mortars.

**STANDARD:** The OPFOR element disrupts and delays the enemy's defensive preparations. 1. Locates and penetrates the enemy's security system. 2. Forces the enemy to delay defensive preparations. 3. Disrupts the enemy's obstacle preparations.

**TASK:** Conduct Terrorist and Saboteur Attacks (5-OPFOR-0005)

**CONDITION:** The opposing forces (OPFOR) element dispatches small teams into the enemy's rear area to disrupt combat service support (CSS) operations.

**STANDARD:** The enemy sustains disrupted command and control (C2), destroyed equipment and supplies, and light casualties. 1. Locates rear support bases and C2 facilities. 2. Delays and disrupts CSS operations through probes. 3. Infiltrates CSS bases to conduct sabotage and terrorist activities. 4. Inflicts light casualties. 5. Destroys supplies and equipment.

**TASK:** Counter Passage of Lines (5-OPFOR-0012)

**CONDITION:** Enemy forces are in defensive positions, but they are expected to attempt passage-of-lines operations. The opposing forces (OPFOR) received orders to disrupt enemy passage-of-lines operations.

**STANDARD:** The OPFOR element delays or prevents enemy passage of lines. 1. Delays the passage. 2. Prevents the company from moving all personnel through the stationary unit. 3. Engages the main body of either the moving or the stationary unit.

**TASK:** Conduct an Attack (5-OPFOR-0008)

**CONDITION:** The enemy is conducting tactical operations. The opposing forces (OPFOR) element receives orders to attack the enemy, the area of occupation, or the main supply route (MSR) with smoke.

**STANDARD:** The OPFOR element disrupts the enemy's movement and smoke operations. 1. Determines the delivery method of the smoke attack. 2. Locates the target. 3. Delivers the smoke attack downwind. 4. Attacks the enemy with smoke, and surge attacks when the enemy responds to the smoke.

**TASK:** Disrupt a Route Reconnaissance (5-OPFOR-0021)

**CONDITION:** The enemy is conducting a route reconnaissance. The opposing forces (OPFOR) element is positioned along the enemy's route.

**STANDARD:** The OPFOR element attempts to disrupt a squad/section conducting a route reconnaissance. 1. Prevents the unit from meeting its specified time schedule. 2. Forces the unit to deviate from its specified route. 3. Prevents the unit from reaching its assigned destination. 4. Surprises the squad/section. 5. Inflicts casualties on the unit.

**TASK:** Disrupt a Net Control Station (NCS) (5-OPFOR-0019)

**CONDITION:** The enemy has established a NCS. The opposing forces (OPFOR) element has radio and jamming equipment.

**STANDARD:** The OPFOR element attempts to disrupt an NCS. 1. Attempts to locate the radio frequency that the unit is operating on. 2. Attempts to enter the radio net. 3. Attempts to issue "bogus" orders to a unit on the net. 4. Jams the radio frequency and forces the unit to go to an alternate frequency.

**TASK:** Disrupt Construction of Vehicle Fighting Positions (5-OPFOR-0020)

**CONDITION:** The opposing forces (OPFOR) element has located the enemy. The priority intelligence requirements (PIR) and other intelligence obtained by OPFOR patrols indicate the enemy is constructing vehicle fighting positions within its defensive area. The OPFOR element has automatic and antiarmor weapons and light mortars.

**STANDARD:** The OPFOR element attempts to disrupt the enemy's efforts to establish vehicle fighting positions. 1. Locates the defensive area. 2. Surprises the main body. 3. Penetrates the defensive area with squad-size probes. 4. Inflicts casualties on the unit. 5. Destroys vehicles. 6. Disrupts the unit's preparations (prevents or delays beyond the unit's allotted time).

**TASK:** Conduct an Ambush (5-OPFOR-0007)

**CONDITION:** The enemy is moving in a convoy. The opposing forces (OPFOR) element is positioned along the enemy's route.

**STANDARD:** The OPFOR element inflicts casualties on the enemy and causes vehicle and equipment damage. 1. Prepares an ambush site before the element arrives. 2. Surprises march element forces. 3. Inflicts heavy casualties within the designated kill zone. 4. Inflicts heavy damage to vehicles and equipment within the designated kill zone. 5. Delays the march element from reaching a specified destination for a specified period of time. 6. Withdraws on order. 7. Sustains no casualties. 8. Reports actions to superiors.

**TASK:** Conduct an Aerial Reconnaissance (5-OPFOR-0010)

**CONDITION:** The opposing forces (OPFOR) headquarters (HQ) element requires intelligence on the locations and identification of enemy elements. An aircraft is dispatched to take photographs and make a visual inspection of the enemy rear area.

**STANDARD:** The OPFOR element gathers photograph intelligence of the enemy. 1. Photographs the assigned sectors. 2. Makes quick visual checks where the ceiling is low. 3. Locates enemy positions in the area, particularly support and storage bases, and command and control (C2) facilities. 4. Sustains no loss of aircraft. 5. Reports priority intelligence requirements (PIR) and other information requirements to the OPFOR HQ.

**TASK:** Disrupt Quarters Party Operations (5-OPFOR-0017)

**CONDITION:** The enemy is conducting quarters party operations. It has established an assembly area (AA) but has not moved in the main body.

**STANDARD:** The opposing forces (OPFOR) element attempts to disrupt quartering party operations and infiltrate the enemy's AA. 1. Locates the quartering party and the AA. 2. Surprises the main body. 3. Penetrates the AA with squad-size probes. 4. Inflicts personnel casualties and vehicle damage. 5. Disrupts the unit's preparations (prevents or delays beyond the unit's allotted time).

**TASK:** Disrupt Movement (5-OPFOR-0014)

**CONDITION:** The enemy is expected to move through the opposing forces (OPFOR) element's area of operations. The OPFOR element has received an operation order (OPORD) or fragmentary order (FRAGO) to disrupt enemy movement. The enemy has the capability to defend with direct fire and antiarmor weapons.

**STANDARD:** The OPFOR element delays enemy movement. 1. Delays the element. 2. Forces the element to deviate from its route. 3. Prevents the element from reaching its destination. 4. Surprises the element's main body.

**TASK:** Disrupt Enemy Movement and Operations Using Persistent and Nonpersistent Chemical Weapons (5-OPFOR-0015)

**CONDITION:** The opposing forces (OPFOR) element has located the enemy. Priority intelligence requirements (PIR) and other intelligence requirements have been obtained by OPFOR patrols. The OPFOR units deliver chemical agents, by means of conventional artillery weapons or aircraft, along selected supply routes and key bases in the rear area.

**STANDARD:** The OPFOR element disrupts enemy movement and operations using persistent and nonpersistent chemical weapons. 1. Delivers chemical agents in low and densely wooded areas. 2. Delays the movement of enemy supplies and equipment to the forward areas. 3. Restricts the movement of the enemy units in the rear area. 4. Channels the movement of enemy units into predesignated ambush areas. 5. Contaminates enemy supplies and equipment. 6. Inflicts a high rate of casualties on enemy forces.

**TASK:** Disrupt Assembly Area (AA) Activities (5-OPFOR-0013)

**CONDITION:** Intelligence reports indicate that platoon- and company-size enemy units are operating in the opposing forces (OPFOR) area of operations. Enemy units can defend from AAs with direct fire, antiarmor weapons, and indirect fire. The enemy has close air support (CAS) and nuclear, biological, and chemical (NBC) capabilities.

**STANDARD:** The OPFOR element locates and disrupts the enemy's AA activities. 1. Locates the element's AA. 2. Probes the AA with squad- or team-size elements. 3. Inflicts more than 5 percent casualties on the element. 4. Disrupts the element's preparations (prevents or delays beyond the element's allotted time).

**TASK:** Disrupt Enemy Movement and Operations Using Tactical Nuclear Weapons (5-OPFOR-0016)

**CONDITION:** The opposing forces (OPFOR) element has located the enemy. Priority intelligence requirements (PIR) and other intelligence requirements have been obtained by OPFOR patrols. Tactical nuclear weapons are employed against key locations in the rear area.

**STANDARD:** The OPFOR element disrupts enemy movement and operations. 1. Disrupts or delays the movement of the enemy's equipment and supplies to the forward areas. 2. Destroys enemy equipment and supplies. 3. Inflicts a high rate of nuclear casualties among the enemy forces. 4. Denies the enemy the use of specified areas. 5. Contaminates the enemy's equipment and supplies.

**TASK:** Conduct Air Attacks (5-OPFOR-0002)

**CONDITION:** The opposing forces (OPFOR) element in the rear area has forwarded the positions of the enemy support sites or the locations of moving elements. The OPFOR aircraft have been dispatched to attack enemy installations or convoys.

**STANDARD:** The OPFOR element attempts to delay, disrupt, or damage the enemy targets by air. 1. Locates the target (support sites or convoys). 2. Makes attack runs on the designated targets. 3. Inflicts heavy damage to the selected target. 4. Sustains no loss of aircraft. 5. Delays moving the force for more than one hour.

**TASK:** Defend a Minefield (5-OPFOR-0023)

**CONDITION:** The enemy is conducting a minefield sweeping operation. The opposing forces (OPFOR) element has a minefield placed in the enemy's path. The minefield is under constant observation and fire.

**STANDARD:** The OPFOR element defends a minefield against an enemy element conducting a minefield sweeping operation. 1. Prevents the unit from detecting the obstacle. 2. Disrupts the minefield sweeping operation. 3. Prevents the unit from conducting the minefield sweeping operation, prevents the unit from moving all personnel through the breach, or delays the completion of the minefield sweeping operation for more than 45 minutes.

**TASK:** Conduct a Raid (5-OPFOR-0004)

**CONDITION:** The opposing forces (OPFOR) element has occupied an objective rally point and has orders to conduct a raid on a combat service support (CSS) base.

**STANDARD:** The OPFOR element infiltrates the enemy's base and destroys all of the targets. 1. Surprises the enemy forces. 2. Assaults the support base and accomplishes the assigned tasks. 3. Destroys the specified equipment and supplies. 4. Avoids being decisively engaged. 5. Withdraws all personnel from the objective areas within the time prescribed. 6. Obtains all priority intelligence requirements (PIR) from the raid site. 7. Sustains only light casualties from enemy fire.

**TASK:** Attack (5-OPFOR-0001)

**CONDITION:** The opposing forces (OPFOR) element has located the enemy. The priority intelligence requirements (PIR) and other intelligence requirements have been obtained by OPFOR patrols. The OPFOR element has automatic and antiarmor weapons and light mortars.

**STANDARD:** The OPFOR element attempts to seize the terrain, vehicles, or equipment. 1. Develops an attack plan. 2. Surprises the enemy unit's main body. 3. Initiates the attack using a scheme of maneuver that exploits the enemy's flanks, gaps, and weaknesses. 4. Uses covered and concealed routes to approach the enemy forces' flanks, gaps, or weakly held areas. 5. Employs indirect fire to support the attack. 6. Penetrates enemy defenses. 7. Destroys equipment and supplies. 8. Inflicts heavy casualties. 9. Isolates the combat service support (CSS) base by blocking reinforcements. 10. Forces enemy units to displace. 11. Avoids being fixed in one position. 12. Withdraws before the CSS base is reinforced with tactical combat forces.

**TASK:** Disrupt an Engineer Reconnaissance (5-OPFOR-0022)

**CONDITION:** The enemy is conducting an engineer reconnaissance. The opposing forces (OPFOR) element is positioned along the enemy's route.

**STANDARD:** The OPFOR element disrupts an engineer reconnaissance. 1. Prevents the unit from meeting its specified time schedule. 2. Forces the unit to deviate from its specified route. 3. Prevents the unit from accomplishing its assigned engineer reconnaissance. 4. Surprises the unit conducting the reconnaissance.

**TASK:** Maintain Contact (5-OPFOR-0003)

**CONDITION:** The opposing forces (OPFOR) element is engaged with enemy base defense forces. The enemy forces are withdrawing under pressure.

**STANDARD:** The OPFOR element maintains enemy contact while the enemy withdraws. 1. Engages the enemy forces decisively. 2. Advances the OPFOR as the enemy forces withdraw. 3. Inflicts heavy casualties. 4. Captures the members of the enemy force. 5. Captures documents and equipment. 6. Safeguards captured documents, equipment, and personnel.

- ELEMENTS:** Company  
 Company Headquarters  
 Three Engineer Platoon Headquarters  
 Nine Engineer Squads  
 Assault and Obstacle Platoon Headquarters  
 Obstacle Section  
 Three Assault Sections

**TASK:** Support a River Crossing Operation (05-2-0600)  
 (FM 90-13) (FM 5-34)

**ITERATION:** 1 2 3 4 5 M (Circle)

**COMMANDER/LEADER ASSESSMENT:** T P U (Circle)

**CONDITIONS:** The company is supporting a maneuver force during a deliberate river crossing operation in daylight or darkness. The higher headquarters (HQ) selects the reconnaissance site; the subordinate elements complete the reconnaissance. The company is tasked to prepare and maintain a crossing site or support an assault-boat crossing, or prepare and operate engineer regulating points (ERPs). Bridging assets are available. Digital units have performed functionality checks, and systems are operational. Some iterations of this task should be performed in MOPP4.

**TASK STANDARDS:** The condition of the crossing site does not interfere with the planned flow of vehicles across the river; the assault force gets to the far shore at the right time, in the right place, and in the correct order; or the ERPs facilitate a smooth traffic flow across the rafts or bridge according to the crossing schedule. Digital units send and receive reports using frequency-modulated (FM) or digital means. The time required to perform this task is increased when conducting it in mission-oriented protection posture (MOPP) 4.

TASK STEPS AND PERFORMANCE MEASURES	GO	NO-GO
<p>* 1. The company commander conducts troop-leading procedures, with emphasis on preparing to support a river crossing operation.</p> <ul style="list-style-type: none"> <li>a. Identified the personnel and equipment needed to support the river crossing.</li> <li>b. Rehearsed the mission with the platoon leaders.</li> <li>c. Ensured that each element understood the mission.</li> <li>d. Ensured that each platoon's equipment was checked for serviceability and that each platoon had everything required for the specified mission.</li> <li>e. Task organized the company to support the mission, and identified the organic personnel and equipment support needed for preparing ERPs and crossing sites.</li> <li>f. Coordinated with the battalion's Operations and Training Officer (US Army) (S3) to obtain any additional specific details of the mission and, if needed, requested augmentation support.</li> </ul> <p>* 2. The company supports an assault-boat crossing.</p> <ul style="list-style-type: none"> <li>a. Prepared the assault boats.                             <ul style="list-style-type: none"> <li>(1) Inflated the boats.</li> <li>(2) Checked for the proper equipment.                                     <ul style="list-style-type: none"> <li>(a) Ensured that enough paddles for a silent crossing were available: 11 per boat.</li> <li>(b) Ensured that outboard motors (OBMs) for a powered crossing were available.</li> </ul> </li> </ul> </li> </ul>		



TASK STEPS AND PERFORMANCE MEASURES	GO	NO-GO
<p>(c) Ensured that enough floatation devices were available: 1 per soldier.</p> <p>(3) Ensured that one boat per assault site (powered by an OBM, if available) was designated as a safety boat, if practical.</p> <p>b. Rehearsed the crossing with the assaulting force in both day and night conditions.</p> <p>c. Designated an engineer crossing control officer to supervise the embarkation of the assault waves and follow-up force at each assault site.</p> <p>d. Designated an engineer landing officer to control the debarkation on the far shore.</p> <p>e. Marked the far-shore exit points, ensuring that each boat had a specific landing point. The point should be visible during daylight and under reduced visibility conditions.</p> <p>f. Established dismounted rally points on the near shore to link up the assaulting forces with the boats.</p> <p>NOTE: Each assaulting wave may use the same rally points as the previous wave.</p> <p>(1) Crossed each assaulting force in the order designated in the operation order (OPORD) and the crossing plan.</p> <p>(2) Manned the rally points.</p> <p>g. Operated the assault boats.</p> <p>(1) Operated each boat with three engineers during a silent crossing or two engineers during a powered crossing.</p> <p>(2) Used enough passengers in a silent crossing to paddle and control the boat across the river.</p> <p>NOTE: The RB-15 has a maximum capacity of 15 passengers. However, equipment required during the assault may reduce the number of passengers the boat can safely carry. The distance across the river and the river's current are the governing factors. If conditions permit, each boat should carry squad-size elements to maintain squad integrity.</p> <p>(3) Maintained the assault boats on line and in the order specified by the maneuver crossing force.</p> <p>(4) Landed the boats in the correct location on the far shore.</p> <p>h. Deflated the boats on the far shore or returned them to the near shore for another wave of assault troops. Boats that were returned for another wave arrived at the correct location on the near shore to facilitate a smooth linkup with follow-on forces.</p> <p>i. Repeated the procedure in Subtask 2g until all assault waves had crossed.</p> <p>3. The company identifies and maintains a crossing site when ordered.</p> <p>NOTE: Digital units update the digital overlay with the location of the crossing site as required according to the unit's standing operating procedure (SOP).</p> <p>a. Identified a crossing site, through a map or ground reconnaissance, with the following characteristics:</p> <p>(1) Selected a site at the narrow part of the river.</p> <p>(2) Ensured that the current was less than 1.5 meters per second (mps), if possible.</p> <p>(3) Confirmed that both access and egress routes were available on both banks.</p> <p>(4) Ensured that bank slopes were less than 33 percent for an amphibious vehicle swim site.</p> <p>(5) Ensured that the appropriate bank height for a--</p> <p>(a) Raft with ramps was no greater than 1 meter for vertical banks.</p> <p>(b) M4T6 or class-60 bridge was 76 centimeters.</p> <p>(c) Ribbon bridge or raft was 1 meter.</p> <p>(6) Checked for adequate water depth ensuring that it was--</p>		

TASK STEPS AND PERFORMANCE MEASURES	GO	NO-GO
<p>( a ) Two meters for amphibious vehicles.                      ( b ) Over 127 centimeters for shallow draft, bridge-erection boats; light tactical rafts; and ribbon bridges.                      ( c ) One hundred two centimeters for a 27-foot bridge erection boat.                      ( d ) Seventy-five centimeters for a M4T6.</p> <p>(7) Selected a site where the river bottom was free of obstructions that could interfere with amphibious vehicles, boats, or rafts.</p> <p>b. Prepared the crossing site for heavy equipment.</p> <p>(1) Covered the entry bank with mobile matting or a gravel base to maintain trafficability.</p> <p>(2) Prepared the exit bank with the same considerations as the entrance bank. Ensured that vehicles swimming across were able to climb the exit bank.</p> <p>(3) Marked the entry and exit points for both day and night crossings according to the OPORD.</p> <p>(4) Ensured that the width of the entry and exit banks matched the width required for the crossing vehicles.</p> <p>c. Ensured that the crossing site's conditions did not interfere with swim, raft, or bridge operations.</p> <p>4. The company prepares and operates ERPs in staging or holding areas or at crossing sites.</p> <p>a. Provided enough space in a covered and concealed location for vehicles moving to the crossing site.</p> <p>b. Located ERPs on or near access routes to the crossing site. The travel time from the ERP to the crossing site was less than the round-trip crossing time for a raft.</p> <p>c. Checked the vehicles at the ERP.</p> <p>(1) At ERPs outside of the crossing area--</p> <p>( a ) Briefed drivers on raft or bridge crossing requirements.                      ( b ) Ensured that vehicle weights did not exceed the raft or bridge capacity.                      ( c ) Diverted the overclass vehicles.</p> <p>(2) At ERPs before the raft sites--</p> <p>( a ) Identified the carrying capacity of the rafting or bridging equipment.                      ( b ) Established raft loads that preserved unit integrity.                      ( c ) Guided the vehicles to the rafts.</p> <p>(3) At ERPs before the bridge sites--</p> <p>( a ) Diverted the over-class vehicles.                      ( b ) Guided the vehicles within the crossing site to facilitate a smooth traffic flow. Ensured that the vehicles maintained 100-foot spacing and did not exceed 40 kilometers per hour (kph) on bridges during normal crossings.</p> <p>* 5. The company commander submits progress reports to higher HQ using the Army Battle Command System (ABCS) or FM means according to the unit's SOP.</p>		

TASK PERFORMANCE / EVALUATION SUMMARY BLOCK							
ITERATION	1	2	3	4	5	M	TOTAL
TOTAL TASK STEPS EVALUATED							
TOTAL TASK STEPS "GO"							
TRAINING STATUS "GO"/"NO-GO"							

"\*" indicates a leader task step.

**SUPPORTING INDIVIDUAL TASKS: NONE**

**SUPPORTING COLLECTIVE TASKS**

<b>Task Number</b>	<b>Task Title</b>	<b>References</b>
05-1-0008	Prepare an Operation Order (OPORD)	ARTEP 5-025-66-MTP ARTEP 5-026-34-MTP ARTEP 5-155-66-MTP ARTEP 5-156-34-MTP ARTEP 5-215-66-MTP ARTEP 5-216-34-MTP ARTEP 5-332-68-MTP ARTEP 5-335-60-MTP ARTEP 5-335-66-MTP ARTEP 5-336-34-MTP ARTEP 5-402-33-MTP ARTEP 5-402-68-MTP ARTEP 5-412-68-MTP ARTEP 5-412-69-MTP ARTEP 5-415-66-MTP ARTEP 5-417-35-MTP ARTEP 5-425-66-MTP ARTEP 5-426-34-MTP ARTEP 5-435-66-MTP ARTEP 5-435-67-MTP ARTEP 5-436-35-MTP ARTEP 5-436-37-MTP ARTEP 5-445-64-MTP ARTEP 5-445-66-MTP ARTEP 5-446-34-MTP ARTEP 5-446-36-MTP ARTEP 5-602-68-MTP ARTEP 5-605-66-MTP ARTEP 5-606-34-MTP ARTEP 5-615-66-MTP ARTEP 5-616-34-MTP
05-1-1391	Request a Standard Topographic Product	ARTEP 5-335-60-MTP ARTEP 5-335-66-MTP ARTEP 5-402-33-MTP ARTEP 5-402-68-MTP ARTEP 5-412-68-MTP ARTEP 5-412-69-MTP ARTEP 5-435-66-MTP ARTEP 5-435-67-MTP

## SUPPORTING COLLECTIVE TASKS

Task Number	Task Title	References
		ARTEP 5-437-10-MTP
		ARTEP 5-437-11-MTP
		ARTEP 5-437-36-MTP
		ARTEP 5-437-38-MTP

### OPFOR TASKS AND STANDARDS

**TASK:** Disrupt Movement (5-OPFOR-0014)

**CONDITION:** The enemy is expected to move through the opposing forces (OPFOR) element's area of operations. The OPFOR element has received an operation order (OPORD) or fragmentary order (FRAGO) to disrupt enemy movement. The enemy has the capability to defend with direct fire and antiarmor weapons.

**STANDARD:** The OPFOR element delays enemy movement. 1. Delays the element. 2. Forces the element to deviate from its route. 3. Prevents the element from reaching its destination. 4. Surprises the element's main body.

**TASK:** Surrender to the Capturing Unit on the Battlefield (5-OPFOR-0024)

**CONDITION:** The enemy has captured the opposing forces (OPFOR) element's soldiers, documents, and equipment sensitive to the OPFOR tactical operations.

**STANDARD:** The OPFOR soldiers retain or destroy documents and equipment. The OPFOR element surrenders documents and equipment of no tactical use to the enemy and attempts to conceal or destroy items of tactical value. The OPFOR element attempts escape and evasion. 1. Prevents the successful capture of documents and equipment. 2. Destroys documents and equipment. 3. Removes identifying markings from equipment. 4. Removes unit-identifying insignia. 5. Provides misleading information. 6. Plans an escape. 7. Delays movement to the nearest collection point. 8. Prevents safeguarding of enemy prisoners of war (EPWs) in order to cause embarrassment to the United States (US).

**TASK:** Conduct Sniper Operations (5-OPFOR-0006)

**CONDITION:** The opposing forces (OPFOR) element has assigned snipers (regular or irregular elements) in the enemy's rear area along the main supply route (MSR) and near support sites.

**STANDARD:** The OPFOR element kills or wounds targets. 1. Sets up a well-concealed location. 2. Engages vehicle drivers or personnel on foot with short bursts of semiautomatic fire. 3. Kills or wounds selected targets. 4. Prevents the position from being discovered by enemy forces. 5. Evacuates the area without being spotted. 6. Reports all specified priority intelligence requirements (PIR) and other intelligence requirements to the OPFOR headquarters (HQ).

**TASK:** Disrupt Defensive Preparations (5-OPFOR-0018)

**CONDITION:** The opposing forces (OPFOR) element has located the enemy. Priority intelligence requirements (PIR) and other intelligence requirements obtained by OPFOR patrols indicate that the enemy elements are establishing defensive positions. The OPFOR element has automatic and antiarmor weapons and light mortars.

**STANDARD:** The OPFOR element disrupts and delays the enemy's defensive preparations. 1. Locates and penetrates the enemy's security system. 2. Forces the enemy to delay defensive preparations. 3. Disrupts the enemy's obstacle preparations.

**TASK:** Defeat Obstacles (5-OPFOR-0009)

**CONDITION:** The opposing forces (OPFOR) element encounters an obstacle that blocks the avenue of approach as it advances upon the enemy forces.

**STANDARD:** The OPFOR element bypasses or breaches the enemy obstacle. 1. Detects the obstacle before halting its main body. 2. Defeats the obstacle. a. Bypasses the obstacle without entering the engagement areas. b. Breaches the obstacle within 45 minutes and passes its entire force through the obstacle. 3. Does not incur degradation to the point that the mission must be discontinued.

**TASK:** Conduct an Attack (5-OPFOR-0008)

**CONDITION:** The enemy is conducting tactical operations. The opposing forces (OPFOR) element receives orders to attack the enemy, the area of occupation, or the main supply route (MSR) with smoke.

**STANDARD:** The OPFOR element disrupts the enemy's movement and smoke operations. 1. Determines the delivery method of the smoke attack. 2. Locates the target. 3. Delivers the smoke attack downwind. 4. Attacks the enemy with smoke, and surge attacks when the enemy responds to the smoke.

**TASK:** Disrupt a Route Reconnaissance (5-OPFOR-0021)

**CONDITION:** The enemy is conducting a route reconnaissance. The opposing forces (OPFOR) element is positioned along the enemy's route.

**STANDARD:** The OPFOR element attempts to disrupt a squad/section conducting a route reconnaissance. 1. Prevents the unit from meeting its specified time schedule. 2. Forces the unit to deviate from its specified route. 3. Prevents the unit from reaching its assigned destination. 4. Surprises the squad/section. 5. Inflicts casualties on the unit.

**TASK:** Conduct Terrorist and Saboteur Attacks (5-OPFOR-0005)

**CONDITION:** The opposing forces (OPFOR) element dispatches small teams into the enemy's rear area to disrupt combat service support (CSS) operations.

**STANDARD:** The enemy sustains disrupted command and control (C2), destroyed equipment and supplies, and light casualties. 1. Locates rear support bases and C2 facilities. 2. Delays and disrupts CSS operations through probes. 3. Infiltrates CSS bases to conduct sabotage and terrorist activities. 4. Inflicts light casualties. 5. Destroys supplies and equipment.

**TASK:** Disrupt a Net Control Station (NCS) (5-OPFOR-0019)

**CONDITION:** The enemy has established a NCS. The opposing forces (OPFOR) element has radio and jamming equipment.

**STANDARD:** The OPFOR element attempts to disrupt an NCS. 1. Attempts to locate the radio frequency that the unit is operating on. 2. Attempts to enter the radio net. 3. Attempts to issue "bogus" orders to a unit on the net. 4. Jams the radio frequency and forces the unit to go to an alternate frequency.

**TASK:** Disrupt Construction of Vehicle Fighting Positions (5-OPFOR-0020)

**CONDITION:** The opposing forces (OPFOR) element has located the enemy. The priority intelligence requirements (PIR) and other intelligence obtained by OPFOR patrols indicate the enemy is constructing vehicle fighting positions within its defensive area. The OPFOR element has automatic and antiarmor weapons and light mortars.

**STANDARD:** The OPFOR element attempts to disrupt the enemy's efforts to establish vehicle fighting positions. 1. Locates the defensive area. 2. Surprises the main body. 3. Penetrates the defensive area with squad-size probes. 4. Inflicts casualties on the unit. 5. Destroys vehicles. 6. Disrupts the unit's preparations (prevents or delays beyond the unit's allotted time).

**TASK:** Conduct an Ambush (5-OPFOR-0007)

**CONDITION:** The enemy is moving in a convoy. The opposing forces (OPFOR) element is positioned along the enemy's route.

**STANDARD:** The OPFOR element inflicts casualties on the enemy and causes vehicle and equipment damage. 1. Prepares an ambush site before the element arrives. 2. Surprises march element forces. 3. Inflicts heavy casualties within the designated kill zone. 4. Inflicts heavy damage to vehicles and equipment within the designated kill zone. 5. Delays the march element from reaching a specified destination for a specified period of time. 6. Withdraws on order. 7. Sustains no casualties. 8. Reports actions to superiors.

**TASK:** Conduct an Aerial Reconnaissance (5-OPFOR-0010)

**CONDITION:** The opposing forces (OPFOR) headquarters (HQ) element requires intelligence on the locations and identification of enemy elements. An aircraft is dispatched to take photographs and make a visual inspection of the enemy rear area.

**STANDARD:** The OPFOR element gathers photograph intelligence of the enemy. 1. Photographs the assigned sectors. 2. Makes quick visual checks where the ceiling is low. 3. Locates enemy positions in the area, particularly support and storage bases, and command and control (C2) facilities. 4. Sustains no loss of aircraft. 5. Reports priority intelligence requirements (PIR) and other information requirements to the OPFOR HQ.

**TASK:** Disrupt Quartering Party Operations (5-OPFOR-0017)

**CONDITION:** The enemy is conducting quartering party operations. It has established an assembly area (AA) but has not moved in the main body.

**STANDARD:** The opposing forces (OPFOR) element attempts to disrupt quartering party operations and infiltrate the enemy's AA. 1. Locates the quartering party and the AA. 2. Surprises the main body. 3. Penetrates the AA with squad-size probes. 4. Inflicts personnel casualties and vehicle damage. 5. Disrupts the unit's preparations (prevents or delays beyond the unit's allotted time).

**TASK:** Disrupt Enemy Movement and Operations Using Persistent and Nonpersistent Chemical Weapons (5-OPFOR-0015)

**CONDITION:** The opposing forces (OPFOR) element has located the enemy. Priority intelligence requirements (PIR) and other intelligence requirements have been obtained by OPFOR patrols. The OPFOR units deliver chemical agents, by means of conventional artillery weapons or aircraft, along selected supply routes and key bases in the rear area.

**STANDARD:** The OPFOR element disrupts enemy movement and operations using persistent and nonpersistent chemical weapons. 1. Delivers chemical agents in low and densely wooded areas. 2. Delays the movement of enemy supplies and equipment to the forward areas. 3. Restricts the movement of the enemy units in the rear area. 4. Channels the movement of enemy units into predesignated ambush areas. 5. Contaminates enemy supplies and equipment. 6. Inflicts a high rate of casualties on enemy forces.

**TASK:** Disrupt Assembly Area (AA) Activities (5-OPFOR-0013)

**CONDITION:** Intelligence reports indicate that platoon- and company-size enemy units are operating in the opposing forces (OPFOR) area of operations. Enemy units can defend from AAs with direct fire, antiarmor weapons, and indirect fire. The enemy has close air support (CAS) and nuclear, biological, and chemical (NBC) capabilities.

**STANDARD:** The OPFOR element locates and disrupts the enemy's AA activities. 1. Locates the element's AA. 2. Probes the AA with squad- or team-size elements. 3. Inflicts more than 5 percent casualties on the element. 4. Disrupts the element's preparations (prevents or delays beyond the element's allotted time).

**TASK:** Disrupt Enemy Movement and Operations Using Tactical Nuclear Weapons (5-OPFOR-0016)

**CONDITION:** The opposing forces (OPFOR) element has located the enemy. Priority intelligence requirements (PIR) and other intelligence requirements have been obtained by OPFOR patrols. Tactical nuclear weapons are employed against key locations in the rear area.

**STANDARD:** The OPFOR element disrupts enemy movement and operations. 1. Disrupts or delays the movement of the enemy's equipment and supplies to the forward areas. 2. Destroys enemy equipment and supplies. 3. Inflicts a high rate of nuclear casualties among the enemy forces. 4. Denies the enemy the use of specified areas. 5. Contaminates the enemy's equipment and supplies.

**TASK:** Counter Passage of Lines (5-OPFOR-0012)

**CONDITION:** Enemy forces are in defensive positions, but they are expected to attempt passage-of-lines operations. The opposing forces (OPFOR) received orders to disrupt enemy passage-of-lines operations.

**STANDARD:** The OPFOR element delays or prevents enemy passage of lines. 1. Delays the passage. 2. Prevents the company from moving all personnel through the stationary unit. 3. Engages the main body of either the moving or the stationary unit.

**TASK:** Conduct Air Attacks (5-OPFOR-0002)

**CONDITION:** The opposing forces (OPFOR) element in the rear area has forwarded the positions of the enemy support sites or the locations of moving elements. The OPFOR aircraft have been dispatched to attack enemy installations or convoys.

**STANDARD:** The OPFOR element attempts to delay, disrupt, or damage the enemy targets by air. 1. Locates the target (support sites or convoys). 2. Makes attack runs on the designated targets. 3. Inflicts heavy damage to the selected target. 4. Sustains no loss of aircraft. 5. Delays moving the force for more than one hour.

**TASK:** Defend a Minefield (5-OPFOR-0023)

**CONDITION:** The enemy is conducting a minefield sweeping operation. The opposing forces (OPFOR) element has a minefield placed in the enemy's path. The minefield is under constant observation and fire.

**STANDARD:** The OPFOR element defends a minefield against an enemy element conducting a minefield sweeping operation. 1. Prevents the unit from detecting the obstacle. 2. Disrupts the minefield sweeping operation. 3. Prevents the unit from conducting the minefield sweeping operation, prevents the unit from moving all personnel through the breach, or delays the completion of the minefield sweeping operation for more than 45 minutes.

**TASK:** Conduct a Raid (5-OPFOR-0004)

**CONDITION:** The opposing forces (OPFOR) element has occupied an objective rally point and has orders to conduct a raid on a combat service support (CSS) base.

**STANDARD:** The OPFOR element infiltrates the enemy's base and destroys all of the targets. 1. Surprises the enemy forces. 2. Assaults the support base and accomplishes the assigned tasks. 3. Destroys the specified equipment and supplies. 4. Avoids being decisively engaged. 5. Withdraws all personnel from the objective areas within the time prescribed. 6. Obtains all priority intelligence requirements (PIR) from the raid site. 7. Sustains only light casualties from enemy fire.

**TASK:** Attack (5-OPFOR-0001)

**CONDITION:** The opposing forces (OPFOR) element has located the enemy. The priority intelligence requirements (PIR) and other intelligence requirements have been obtained by OPFOR patrols. The OPFOR element has automatic and antiarmor weapons and light mortars.

**STANDARD:** The OPFOR element attempts to seize the terrain, vehicles, or equipment. 1. Develops an attack plan. 2. Surprises the enemy unit's main body. 3. Initiates the attack using a scheme of maneuver that exploits the enemy's flanks, gaps, and weaknesses. 4. Uses covered and concealed routes to approach the enemy forces' flanks, gaps, or weakly held areas. 5. Employs indirect fire to support the attack. 6. Penetrates enemy defenses. 7. Destroys equipment and supplies. 8. Inflicts heavy casualties. 9. Isolates the combat service support (CSS) base by blocking reinforcements. 10. Forces enemy units to displace. 11. Avoids being fixed in one position. 12. Withdraws before the CSS base is reinforced with tactical combat forces.

**TASK:** Disrupt an Engineer Reconnaissance (5-OPFOR-0022)

**CONDITION:** The enemy is conducting an engineer reconnaissance. The opposing forces (OPFOR) element is positioned along the enemy's route.

**STANDARD:** The OPFOR element disrupts an engineer reconnaissance. 1. Prevents the unit from meeting its specified time schedule. 2. Forces the unit to deviate from its specified route. 3. Prevents the unit from accomplishing its assigned engineer reconnaissance. 4. Surprises the unit conducting the reconnaissance.

**TASK:** Maintain Contact (5-OPFOR-0003)

**CONDITION:** The opposing forces (OPFOR) element is engaged with enemy base defense forces. The enemy forces are withdrawing under pressure.

**STANDARD:** The OPFOR element maintains enemy contact while the enemy withdraws. 1. Engages the enemy forces decisively. 2. Advances the OPFOR as the enemy forces withdraw. 3. Inflicts heavy casualties. 4. Captures the members of the enemy force. 5. Captures documents and equipment. 6. Safeguards captured documents, equipment, and personnel.



**ELEMENT:** Company Headquarters

**TASK:** Prepare Expedient Fords (05-2-0603)  
(FM 5-34) (FM 3-34.2)

**ITERATION:** 1 2 3 4 5 M (Circle)

**COMMANDER/LEADER ASSESSMENT:** T P U (Circle)

**CONDITIONS:** The element receives an operation order (OPORD) to prepare an expedient ford. The mission statement specifies a site location, the traffic density (vehicle types and numbers), and a completion time. Digital units have performed functionality checks, and systems are operational. Some iterations of this task should be performed in MOPP4.

**TASK STANDARDS:** The element prepares a ford providing unimpeded passage of the traffic density for which it was designed. Gaps of 50 meters or less are prepared in one hour. Gaps of more than 50 meters are prepared in two hours. Digital units send and receive reports using frequency-modulated (FM) or digital means. The time required to perform this task is increased when conducting it in mission-oriented protection posture (MOPP) 4.

TASK STEPS AND PERFORMANCE MEASURES	GO	NO-GO
1. The platoon prepares the approaches to the ford. <ul style="list-style-type: none"> <li>a. Constructed the approaches no greater than 1:3 for wheeled vehicles and 1:2 for tracked vehicles.</li> <li>b. Placed the material removed from the banks to the side, not in the stream.</li> </ul> 2. The platoon prepares the ford bottom. <ul style="list-style-type: none"> <li>a. Filled the short, deep gaps with rock or gravel.</li> <li>b. Prepared the soft-mud bottom with tree limbs, brush, or timbers, and then covered it with rock or coarse gravel.</li> <li>c. Ensured that the width was 6 meters, plus or minus 1 meter.</li> </ul> 3. The platoon marks the edges of the ford placing the poles 1.5 meters apart across the stream width on both sides of the ford, and at least 1.5 meters above the water level. * 4. The platoon leader submits status reports to the company according to the unit's standing operating procedure (SOP). NOTE: Digital units submit reports and place locations of the ford site(s) on the digital overlay according to the unit's tactical SOP (TACSOP).		

TASK PERFORMANCE / EVALUATION SUMMARY BLOCK							
ITERATION	1	2	3	4	5	M	TOTAL
TOTAL TASK STEPS EVALUATED							
TOTAL TASK STEPS "GO"							
TRAINING STATUS "GO"/"NO-GO"							

"\*" indicates a leader task step.

**SUPPORTING INDIVIDUAL TASKS**

<b>Task Number</b>	<b>Task Title</b>	<b>References</b>
052-227-3302	Direct Armored Combat Earthmover (ACE) Dozer/Scraper Operations	STP 5-12B24-SM-TG  STP 5-62G13-SM-TG

**SUPPORTING COLLECTIVE TASKS**

<b>Task Number</b>	<b>Task Title</b>	<b>References</b>
05-2-0403	Conduct a Water-Crossing Site Reconnaissance	ARTEP 5-053-11-MTP  ARTEP 5-053-12-MTP ARTEP 5-053-35-MTP ARTEP 5-113-11-MTP ARTEP 5-113-12-MTP ARTEP 5-145-12-MTP ARTEP 5-335-65-MTP ARTEP 5-335-70-MTP ARTEP 5-337-10-MTP ARTEP 5-337-35-MTP ARTEP 5-434-35-MTP ARTEP 5-435-67-MTP ARTEP 5-437-10-MTP ARTEP 5-437-11-MTP ARTEP 5-437-36-MTP ARTEP 5-437-38-MTP ARTEP 5-463-10-MTP ARTEP 5-463-12-MTP ARTEP 5-463-15-MTP ARTEP 5-463-17-MTP ARTEP 5-463-35-MTP ARTEP 5-463-36-MTP ARTEP 5-473-35-MTP
05-3-0412	Conduct a Technical Reconnaissance	ARTEP 5-027-10-MTP ARTEP 5-053-11-MTP ARTEP 5-053-12-MTP ARTEP 5-063-10-MTP ARTEP 5-063-11-MTP ARTEP 5-113-11-MTP ARTEP 5-113-12-MTP ARTEP 5-113-35-MTP ARTEP 5-157-10-MTP ARTEP 5-217-10-MTP ARTEP 5-335-70-MTP ARTEP 5-337-10-MTP ARTEP 5-417-17-MTP ARTEP 5-427-10-MTP ARTEP 5-437-10-MTP ARTEP 5-437-11-MTP ARTEP 5-447-10-MTP ARTEP 5-447-11-MTP ARTEP 5-463-10-MTP ARTEP 5-463-12-MTP
05-3-0603	Prepare an Expedient Ford	ARTEP 5-026-34-MTP ARTEP 5-027-10-MTP

**SUPPORTING COLLECTIVE TASKS**

<b>Task Number</b>	<b>Task Title</b>	<b>References</b>
		ARTEP 5-027-35-MTP
		ARTEP 5-053-11-MTP
		ARTEP 5-053-12-MTP
		ARTEP 5-063-11-MTP
		ARTEP 5-113-11-MTP
		ARTEP 5-113-12-MTP
		ARTEP 5-156-34-MTP
		ARTEP 5-157-10-MTP
		ARTEP 5-157-35-MTP
		ARTEP 5-216-34-MTP
		ARTEP 5-217-10-MTP
		ARTEP 5-217-35-MTP
		ARTEP 5-335-70-MTP
		ARTEP 5-337-10-MTP
		ARTEP 5-426-34-MTP
		ARTEP 5-427-10-MTP
		ARTEP 5-427-35-MTP
		ARTEP 5-437-10-MTP
		ARTEP 5-437-11-MTP
		ARTEP 5-446-34-MTP
		ARTEP 5-446-36-MTP
		ARTEP 5-447-10-MTP
		ARTEP 5-447-11-MTP
		ARTEP 5-447-35-MTP
		ARTEP 5-447-37-MTP

**OPFOR TASKS AND STANDARDS**

**TASK:** Disrupt Defensive Preparations (5-OPFOR-0018)

**CONDITION:** The opposing forces (OPFOR) element has located the enemy. Priority intelligence requirements (PIR) and other intelligence requirements obtained by OPFOR patrols indicate that the enemy elements are establishing defensive positions. The OPFOR element has automatic and antiarmor weapons and light mortars.

**STANDARD:** The OPFOR element disrupts and delays the enemy's defensive preparations. 1. Locates and penetrates the enemy's security system. 2. Forces the enemy to delay defensive preparations. 3. Disrupts the enemy's obstacle preparations.

**TASK:** Defeat Obstacles (5-OPFOR-0009)

**CONDITION:** The opposing forces (OPFOR) element encounters an obstacle that blocks the avenue of approach as it advances upon the enemy forces.

**STANDARD:** The OPFOR element bypasses or breaches the enemy obstacle. 1. Detects the obstacle before halting its main body. 2. Defeats the obstacle. a. Bypasses the obstacle without entering the engagement areas. b. Breaches the obstacle within 45 minutes and passes its entire force through the obstacle. 3. Does not incur degradation to the point that the mission must be discontinued.

**TASK:** Conduct an Attack (5-OPFOR-0008)

**CONDITION:** The enemy is conducting tactical operations. The opposing forces (OPFOR) element receives orders to attack the enemy, the area of occupation, or the main supply route (MSR) with smoke.

**STANDARD:** The OPFOR element disrupts the enemy's movement and smoke operations. 1. Determines the delivery method of the smoke attack. 2. Locates the target. 3. Delivers the smoke attack downwind. 4. Attacks the enemy with smoke, and surge attacks when the enemy responds to the smoke.

**TASK:** Disrupt a Route Reconnaissance (5-OPFOR-0021)

**CONDITION:** The enemy is conducting a route reconnaissance. The opposing forces (OPFOR) element is positioned along the enemy's route.

**STANDARD:** The OPFOR element attempts to disrupt a squad/section conducting a route reconnaissance. 1. Prevents the unit from meeting its specified time schedule. 2. Forces the unit to deviate from its specified route. 3. Prevents the unit from reaching its assigned destination. 4. Surprises the squad/section. 5. Inflicts casualties on the unit.

**TASK:** Conduct Terrorist and Saboteur Attacks (5-OPFOR-0005)

**CONDITION:** The opposing forces (OPFOR) element dispatches small teams into the enemy's rear area to disrupt combat service support (CSS) operations.

**STANDARD:** The enemy sustains disrupted command and control (C2), destroyed equipment and supplies, and light casualties. 1. Locates rear support bases and C2 facilities. 2. Delays and disrupts CSS operations through probes. 3. Infiltrates CSS bases to conduct sabotage and terrorist activities. 4. Inflicts light casualties. 5. Destroys supplies and equipment.

**TASK:** Disrupt a Net Control Station (NCS) (5-OPFOR-0019)

**CONDITION:** The enemy has established a NCS. The opposing forces (OPFOR) element has radio and jamming equipment.

**STANDARD:** The OPFOR element attempts to disrupt an NCS. 1. Attempts to locate the radio frequency that the unit is operating on. 2. Attempts to enter the radio net. 3. Attempts to issue "bogus" orders to a unit on the net. 4. Jams the radio frequency and forces the unit to go to an alternate frequency.

**TASK:** Disrupt Construction of Vehicle Fighting Positions (5-OPFOR-0020)

**CONDITION:** The opposing forces (OPFOR) element has located the enemy. The priority intelligence requirements (PIR) and other intelligence obtained by OPFOR patrols indicate the enemy is constructing vehicle fighting positions within its defensive area. The OPFOR element has automatic and antiarmor weapons and light mortars.

**STANDARD:** The OPFOR element attempts to disrupt the enemy's efforts to establish vehicle fighting positions. 1. Locates the defensive area. 2. Surprises the main body. 3. Penetrates the defensive area with squad-size probes. 4. Inflicts casualties on the unit. 5. Destroys vehicles. 6. Disrupts the unit's preparations (prevents or delays beyond the unit's allotted time).

**TASK:** Conduct an Aerial Reconnaissance (5-OPFOR-0010)

**CONDITION:** The opposing forces (OPFOR) headquarters (HQ) element requires intelligence on the locations and identification of enemy elements. An aircraft is dispatched to take photographs and make a visual inspection of the enemy rear area.

**STANDARD:** The OPFOR element gathers photograph intelligence of the enemy. 1. Photographs the assigned sectors. 2. Makes quick visual checks where the ceiling is low. 3. Locates enemy positions in the area, particularly support and storage bases, and command and control (C2) facilities. 4. Sustains no loss of aircraft. 5. Reports priority intelligence requirements (PIR) and other information requirements to the OPFOR HQ.

**TASK:** Surrender to the Capturing Unit on the Battlefield (5-OPFOR-0024)

**CONDITION:** The enemy has captured the opposing forces (OPFOR) element's soldiers, documents, and equipment sensitive to the OPFOR tactical operations.

**STANDARD:** The OPFOR soldiers retain or destroy documents and equipment. The OPFOR element surrenders documents and equipment of no tactical use to the enemy and attempts to conceal or destroy items of tactical value. The OPFOR element attempts escape and evasion. 1. Prevents the successful capture of documents and equipment. 2. Destroys documents and equipment. 3. Removes identifying markings from equipment. 4. Removes unit-identifying insignia. 5. Provides misleading information. 6. Plans an escape. 7. Delays movement to the nearest collection point. 8. Prevents safeguarding of enemy prisoners of war (EPWs) in order to cause embarrassment to the United States (US).

**TASK:** Disrupt Quartering Party Operations (5-OPFOR-0017)

**CONDITION:** The enemy is conducting quartering party operations. It has established an assembly area (AA) but has not moved in the main body.

**STANDARD:** The opposing forces (OPFOR) element attempts to disrupt quartering party operations and infiltrate the enemy's AA. 1. Locates the quartering party and the AA. 2. Surprises the main body. 3. Penetrates the AA with squad-size probes. 4. Inflicts personnel casualties and vehicle damage. 5. Disrupts the unit's preparations (prevents or delays beyond the unit's allotted time).

**TASK:** Disrupt Movement (5-OPFOR-0014)

**CONDITION:** The enemy is expected to move through the opposing forces (OPFOR) element's area of operations. The OPFOR element has received an operation order (OPORD) or fragmentary order (FRAGO) to disrupt enemy movement. The enemy has the capability to defend with direct fire and antiarmor weapons.

**STANDARD:** The OPFOR element delays enemy movement. 1. Delays the element. 2. Forces the element to deviate from its route. 3. Prevents the element from reaching its destination. 4. Surprises the element's main body.

**TASK:** Disrupt Enemy Movement and Operations Using Persistent and Nonpersistent Chemical Weapons (5-OPFOR-0015)

**CONDITION:** The opposing forces (OPFOR) element has located the enemy. Priority intelligence requirements (PIR) and other intelligence requirements have been obtained by OPFOR patrols. The OPFOR units deliver chemical agents, by means of conventional artillery weapons or aircraft, along selected supply routes and key bases in the rear area.

**STANDARD:** The OPFOR element disrupts enemy movement and operations using persistent and nonpersistent chemical weapons. 1. Delivers chemical agents in low and densely wooded areas. 2. Delays the movement of enemy supplies and equipment to the forward areas. 3. Restricts the movement of the enemy units in the rear area. 4. Channels the movement of enemy units into predesignated ambush areas. 5. Contaminates enemy supplies and equipment. 6. Inflicts a high rate of casualties on enemy forces.

**TASK:** Disrupt Assembly Area (AA) Activities (5-OPFOR-0013)

**CONDITION:** Intelligence reports indicate that platoon- and company-size enemy units are operating in the opposing forces (OPFOR) area of operations. Enemy units can defend from AAs with direct fire, antiarmor weapons, and indirect fire. The enemy has close air support (CAS) and nuclear, biological, and chemical (NBC) capabilities.

**STANDARD:** The OPFOR element locates and disrupts the enemy's AA activities. 1. Locates the element's AA. 2. Probes the AA with squad- or team-size elements. 3. Inflicts more than 5 percent casualties on the element. 4. Disrupts the element's preparations (prevents or delays beyond the element's allotted time).

**TASK:** Disrupt Enemy Movement and Operations Using Tactical Nuclear Weapons (5-OPFOR-0016)

**CONDITION:** The opposing forces (OPFOR) element has located the enemy. Priority intelligence requirements (PIR) and other intelligence requirements have been obtained by OPFOR patrols. Tactical nuclear weapons are employed against key locations in the rear area.

**STANDARD:** The OPFOR element disrupts enemy movement and operations. 1. Disrupts or delays the movement of the enemy's equipment and supplies to the forward areas. 2. Destroys enemy equipment and supplies. 3. Inflicts a high rate of nuclear casualties among the enemy forces. 4. Denies the enemy the use of specified areas. 5. Contaminates the enemy's equipment and supplies.

**TASK:** Counter Passage of Lines (5-OPFOR-0012)

**CONDITION:** Enemy forces are in defensive positions, but they are expected to attempt passage-of-lines operations. The opposing forces (OPFOR) received orders to disrupt enemy passage-of-lines operations.

**STANDARD:** The OPFOR element delays or prevents enemy passage of lines. 1. Delays the passage. 2. Prevents the company from moving all personnel through the stationary unit. 3. Engages the main body of either the moving or the stationary unit.

**TASK:** Conduct Sniper Operations (5-OPFOR-0006)

**CONDITION:** The opposing forces (OPFOR) element has assigned snipers (regular or irregular elements) in the enemy's rear area along the main supply route (MSR) and near support sites.

**STANDARD:** The OPFOR element kills or wounds targets. 1. Sets up a well-concealed location. 2. Engages vehicle drivers or personnel on foot with short bursts of semiautomatic fire. 3. Kills or wounds selected targets. 4. Prevents the position from being discovered by enemy forces. 5. Evacuates the area without being spotted. 6. Reports all specified priority intelligence requirements (PIR) and other intelligence requirements to the OPFOR headquarters (HQ).

**TASK:** Conduct Air Attacks (5-OPFOR-0002)

**CONDITION:** The opposing forces (OPFOR) element in the rear area has forwarded the positions of the enemy support sites or the locations of moving elements. The OPFOR aircraft have been dispatched to attack enemy installations or convoys.

**STANDARD:** The OPFOR element attempts to delay, disrupt, or damage the enemy targets by air. 1. Locates the target (support sites or convoys). 2. Makes attack runs on the designated targets. 3. Inflicts heavy damage to the selected target. 4. Sustains no loss of aircraft. 5. Delays moving the force for more than one hour.

**TASK:** Defend a Minefield (5-OPFOR-0023)

**CONDITION:** The enemy is conducting a minefield sweeping operation. The opposing forces (OPFOR) element has a minefield placed in the enemy's path. The minefield is under constant observation and fire.

**STANDARD:** The OPFOR element defends a minefield against an enemy element conducting a minefield sweeping operation. 1. Prevents the unit from detecting the obstacle. 2. Disrupts the minefield sweeping operation. 3. Prevents the unit from conducting the minefield sweeping operation, prevents the unit from moving all personnel through the breach, or delays the completion of the minefield sweeping operation for more than 45 minutes.

**TASK:** Conduct a Raid (5-OPFOR-0004)

**CONDITION:** The opposing forces (OPFOR) element has occupied an objective rally point and has orders to conduct a raid on a combat service support (CSS) base.

**STANDARD:** The OPFOR element infiltrates the enemy's base and destroys all of the targets. 1. Surprises the enemy forces. 2. Assaults the support base and accomplishes the assigned tasks. 3. Destroys the specified equipment and supplies. 4. Avoids being decisively engaged. 5. Withdraws all personnel from the objective areas within the time prescribed. 6. Obtains all priority intelligence requirements (PIR) from the raid site. 7. Sustains only light casualties from enemy fire.

**TASK:** Attack (5-OPFOR-0001)

**CONDITION:** The opposing forces (OPFOR) element has located the enemy. The priority intelligence requirements (PIR) and other intelligence requirements have been obtained by OPFOR patrols. The OPFOR element has automatic and antiarmor weapons and light mortars.

**STANDARD:** The OPFOR element attempts to seize the terrain, vehicles, or equipment. 1. Develops an attack plan. 2. Surprises the enemy unit's main body. 3. Initiates the attack using a scheme of maneuver that exploits the enemy's flanks, gaps, and weaknesses. 4. Uses covered and concealed routes to approach the enemy forces' flanks, gaps, or weakly held areas. 5. Employs indirect fire to support the attack. 6. Penetrates enemy defenses. 7. Destroys equipment and supplies. 8. Inflicts heavy casualties. 9. Isolates the combat service support (CSS) base by blocking reinforcements. 10. Forces enemy units to displace. 11. Avoids being fixed in one position. 12. Withdraws before the CSS base is reinforced with tactical combat forces.

**TASK:** Disrupt an Engineer Reconnaissance (5-OPFOR-0022)

**CONDITION:** The enemy is conducting an engineer reconnaissance. The opposing forces (OPFOR) element is positioned along the enemy's route.

**STANDARD:** The OPFOR element disrupts an engineer reconnaissance. 1. Prevents the unit from meeting its specified time schedule. 2. Forces the unit to deviate from its specified route. 3. Prevents the unit from accomplishing its assigned engineer reconnaissance. 4. Surprises the unit conducting the reconnaissance.

**TASK:** Conduct an Ambush (5-OPFOR-0007)

**CONDITION:** The enemy is moving in a convoy. The opposing forces (OPFOR) element is positioned along the enemy's route.

**STANDARD:** The OPFOR element inflicts casualties on the enemy and causes vehicle and equipment damage. 1. Prepares an ambush site before the element arrives. 2. Surprises march element forces. 3. Inflicts heavy casualties within the designated kill zone. 4. Inflicts heavy damage to vehicles and equipment within the designated kill zone. 5. Delays the march element from reaching a specified destination for a specified period of time. 6. Withdraws on order. 7. Sustains no casualties. 8. Reports actions to superiors.

**TASK:** Maintain Contact (5-OPFOR-0003)

**CONDITION:** The opposing forces (OPFOR) element is engaged with enemy base defense forces. The enemy forces are withdrawing under pressure.

**STANDARD:** The OPFOR element maintains enemy contact while the enemy withdraws. 1. Engages the enemy forces decisively. 2. Advances the OPFOR as the enemy forces withdraw. 3. Inflicts heavy casualties. 4. Captures the members of the enemy force. 5. Captures documents and equipment. 6. Safeguards captured documents, equipment, and personnel.



- ELEMENTS:** Company Headquarters  
 Maintenance Section  
 Three Engineer Platoon Headquarters  
 Nine Engineer Squads  
 Assault and Obstacle Platoon Headquarters  
 Obstacle Section  
 Three Assault Sections  
 Regimental Engineer Section  
 Combat Medical Section

**TASK:** Defend a Convoy Against a Ground Attack (05-2-0911)  
 (FM 55-30) (FM 21-75) (FM 24-19)  
 (FM 24-35) (FM 24-35-1) (FM 71-1)

**ITERATION:** 1 2 3 4 5 M (Circle)

**COMMANDER/LEADER ASSESSMENT:** T P U (Circle)

**CONDITIONS:** The team is performing continuous operations. An enemy squad- to platoon-size force attacks the convoy's main body. The operation order (OPORD) and rules of engagement (ROE) provide guidance for the mission and actions to take upon contact. Some iterations of this task should be performed in MOPP4.

**TASK STANDARDS:** The convoy protects itself and attacks or disengages from the enemy. The convoy minimizes casualties or damage by taking immediate-action measures. Digital units send and receive orders and reports using frequency-modulated (FM) or digital means to conduct combat operations. The time required to perform this task is increased when conducting it in mission-oriented protection posture (MOPP) 4.

TASK STEPS AND PERFORMANCE MEASURES	GO	NO-GO
<p>* 1. The element leader prepares for combat operations.                      NOTE: Digital units set stale settings to provide current friendly and enemy unit locations.</p> <ul style="list-style-type: none"> <li>a. Designated and positioned the security elements throughout the convoy (front, rear, and flank).</li> <li>b. Established radio communications with security elements.</li> <li>c. Designated actions upon enemy contact (action front, left, right, or rear; air attack; or indirect fire).</li> <li>d. Assigned each armed vehicle a sector of fire for the movement, and ensured that the convoy had 360-degree coverage while moving.</li> <li>e. Designated en route rally points and the actions to be taken at those points.</li> <li>f. Coordinated with the battalion Operations and Training Officer (US Army) (S3) for indirect fire along the planned route.</li> <li>g. Received an update from the battalion Intelligence Officer (US Army) (S2) on probable enemy actions influencing the convoy route or the mission.</li> </ul> <p>NOTE: Digital units receive updated intelligence information through the Force XXI Command Brigade and Below (FBCB2) System or the Maneuver Control System (MCS).</p> <p>2. The element prepares for combat operations.</p> <ul style="list-style-type: none"> <li>a. Loaded vehicles, stowed or tied down all loose equipment, and ensured that there was enough space to bring weapons to bear.</li> </ul> <p>NOTE: Air guards are present.</p>		

TASK STEPS AND PERFORMANCE MEASURES	GO	NO-GO
<p>b. Ensured that weapons were functional and had their basic load of ammunition.</p> <p>c. Rehearsed the procedures for enemy contact before the start point (SP).</p> <p>d. Ensured that each vehicle commander knew the route and all standing operating procedures (SOPs).</p> <p>3. The convoy reacts to enemy contact.</p> <p>a. Scanned the area for the enemy and returned fire at identified enemy positions.</p> <p>b. Sought available cover.</p> <p>c. Maneuvered vehicles to allow the gunner to engage the enemy, and moved all unarmed vehicles to cover.</p> <p>d. Provided suppressive gunnery fire on the enemy.</p> <p>e. Deployed the security teams, and reported the situation to the element leader.</p> <p>* 4. The element leader develops the situation.</p> <p>a. Initiated fire and maneuver.</p> <p>b. Requested indirect-fire support.</p> <p>c. Sought information on the enemy's strength, composition, and disposition.</p> <p>d. Evaluated the direction and volume of the enemy fire, confirmed or suspected enemy positions, and the terrain capacity for the masking forces.</p> <p>* 5. The element leader selects a course of action based on mission, enemy, terrain, troops, time available, and civilian considerations (METT-TC) factors and the developing situation.</p> <p>a. Maneuvered to attack the enemy's flank.</p> <p>b. Conducted a frontal assault.</p> <p>c. Broke contact and moved away from the enemy position by fire and maneuver.</p> <p>6. The security element engages the enemy (within capabilities).</p> <p>* 7. The element leader reports the tactical situation to higher headquarters (HQ).</p> <p>8. The element reorganizes and resumes its convoy.</p> <p>a. Reconstituted the security force.</p> <p>b. Treated and evacuated casualties.</p> <p>c. Reported casualties.</p> <p>d. Redistributed ammunition and equipment.</p> <p>e. Recovered any damaged equipment, or destroyed it in place.</p>		

TASK PERFORMANCE / EVALUATION SUMMARY BLOCK							
ITERATION	1	2	3	4	5	M	TOTAL
TOTAL TASK STEPS EVALUATED							
TOTAL TASK STEPS "GO"							
TRAINING STATUS "GO"/"NO-GO"							

"\*" indicates a leader task step.

**SUPPORTING INDIVIDUAL TASKS**

Task Number	Task Title	References
052-194-3500	Conduct a Patrol	STP 5-12B24-SM-TG

**SUPPORTING INDIVIDUAL TASKS**

<b>Task Number</b>	<b>Task Title</b>	<b>References</b>
061-283-1002	Locate a Target by Grid Coordinates	STP 5-62G13-SM-TG
071-326-5505	Issue an Oral Operation Order	STP 21-24-SMCT STP 5-12B24-SM-TG
071-326-5605	Control Movement of a Fire Team	STP 5-62G13-SM-TG STP 5-12B24-SM-TG
071-326-5611	Conduct the Maneuver of a Squad	STP 5-62G13-SM-TG STP 5-12B24-SM-TG
071-332-5022	Prepare a Battalion Situation Report (SITREP)	STP 5-62G13-SM-TG STP 21-24-SMCT
081-831-0101	Request Medical Evacuation	STP 21-24-SMCT
091-309-0711	Direct Vehicle and Equipment Recovery Operations	STP 21-24-SMCT
113-573-0002	Conduct Operations Security (OPSEC) Procedures	STP 21-24-SMCT
113-573-8006	Use an Automated Signal Operation Instruction (SOI)	STP 21-24-SMCT
121-030-3534	Report Casualties	STP 21-24-SMCT

**SUPPORTING COLLECTIVE TASKS**

<b>Task Number</b>	<b>Task Title</b>	<b>References</b>
07-2-1301.05-T01A	Conduct a Convoy	ARTEP 5-025-66-MTP ARTEP 5-026-34-MTP ARTEP 5-027-10-MTP ARTEP 5-027-35-MTP ARTEP 5-053-11-MTP ARTEP 5-053-12-MTP ARTEP 5-053-35-MTP ARTEP 5-063-10-MTP ARTEP 5-063-11-MTP ARTEP 5-063-35-MTP ARTEP 5-113-11-MTP ARTEP 5-113-12-MTP ARTEP 5-113-35-MTP ARTEP 5-145-12-MTP ARTEP 5-145-32-MTP ARTEP 5-155-66-MTP ARTEP 5-156-34-MTP ARTEP 5-157-10-MTP ARTEP 5-157-35-MTP ARTEP 5-215-66-MTP ARTEP 5-216-34-MTP ARTEP 5-217-10-MTP ARTEP 5-217-35-MTP ARTEP 5-332-68-MTP ARTEP 5-335-60-MTP ARTEP 5-335-65-MTP ARTEP 5-335-70-MTP ARTEP 5-336-34-MTP ARTEP 5-337-10-MTP ARTEP 5-337-35-MTP ARTEP 5-413-35-MTP

**SUPPORTING COLLECTIVE TASKS**

<b>Task Number</b>	<b>Task Title</b>	<b>References</b>
		ARTEP 5-416-14-MTP
		ARTEP 5-416-34-MTP
		ARTEP 5-417-13-MTP
		ARTEP 5-417-17-MTP
		ARTEP 5-417-35-MTP
		ARTEP 5-423-11-MTP
		ARTEP 5-423-35-MTP
		ARTEP 5-424-35-MTP
		ARTEP 5-425-66-MTP
		ARTEP 5-426-34-MTP
		ARTEP 5-427-10-MTP
		ARTEP 5-427-35-MTP
		ARTEP 5-434-35-MTP
		ARTEP 5-435-67-MTP
		ARTEP 5-436-35-MTP
		ARTEP 5-436-37-MTP
		ARTEP 5-437-10-MTP
		ARTEP 5-437-11-MTP
		ARTEP 5-437-36-MTP
		ARTEP 5-437-38-MTP
		ARTEP 5-443-35-MTP
		ARTEP 5-445-64-MTP
		ARTEP 5-445-66-MTP
		ARTEP 5-446-34-MTP
		ARTEP 5-446-36-MTP
		ARTEP 5-447-10-MTP
		ARTEP 5-447-11-MTP
		ARTEP 5-447-35-MTP
		ARTEP 5-447-37-MTP
		ARTEP 5-463-10-MTP
		ARTEP 5-463-12-MTP
		ARTEP 5-463-15-MTP
		ARTEP 5-463-17-MTP
		ARTEP 5-463-35-MTP
		ARTEP 5-463-36-MTP
		ARTEP 5-473-35-MTP
		ARTEP 5-500-22-MTP
		ARTEP 5-500-24-MTP
		ARTEP 5-500-66-MTP
		ARTEP 5-510-10-MTP
		ARTEP 5-510-12-MTP
		ARTEP 5-510-14-MTP
		ARTEP 5-510-16-MTP
		ARTEP 5-510-18-MTP
		ARTEP 5-520-10-MTP
		ARTEP 5-520-12-MTP
		ARTEP 5-520-14-MTP
		ARTEP 5-530-10-MTP
		ARTEP 5-530-12-MTP
		ARTEP 5-530-14-MTP
		ARTEP 5-530-16-MTP
		ARTEP 5-540-10-MTP
		ARTEP 5-540-11-MTP

**SUPPORTING COLLECTIVE TASKS**

Task Number	Task Title	References
07-3-1112.05-T01A	React to an Ambush	ARTEP 5-540-12-MTP ARTEP 5-540-13-MTP ARTEP 5-603-35-MTP ARTEP 5-606-34-MTP ARTEP 5-607-35-MTP ARTEP 5-608-35-MTP ARTEP 5-616-34-MTP ARTEP 5-617-10-MTP ARTEP 5-617-11-MTP ARTEP 5-617-35-MTP ARTEP 5-025-66-MTP ARTEP 5-026-34-MTP ARTEP 5-027-10-MTP ARTEP 5-027-35-MTP ARTEP 5-053-11-MTP ARTEP 5-053-12-MTP ARTEP 5-053-35-MTP ARTEP 5-063-10-MTP ARTEP 5-063-11-MTP ARTEP 5-063-35-MTP ARTEP 5-113-11-MTP ARTEP 5-113-12-MTP ARTEP 5-113-35-MTP ARTEP 5-145-12-MTP ARTEP 5-145-32-MTP ARTEP 5-155-66-MTP ARTEP 5-156-34-MTP ARTEP 5-157-10-MTP ARTEP 5-157-35-MTP ARTEP 5-215-66-MTP ARTEP 5-216-34-MTP ARTEP 5-217-10-MTP ARTEP 5-217-35-MTP ARTEP 5-332-68-MTP ARTEP 5-335-60-MTP ARTEP 5-335-65-MTP ARTEP 5-335-70-MTP ARTEP 5-335-DRILL ARTEP 5-336-34-MTP ARTEP 5-337-10-MTP ARTEP 5-337-35-MTP ARTEP 5-402-33-MTP ARTEP 5-402-68-MTP ARTEP 5-412-68-MTP ARTEP 5-412-69-MTP ARTEP 5-413-35-MTP ARTEP 5-416-14-MTP ARTEP 5-416-34-MTP ARTEP 5-417-13-MTP ARTEP 5-417-17-MTP ARTEP 5-417-35-MTP ARTEP 5-423-11-MTP ARTEP 5-423-35-MTP

**SUPPORTING COLLECTIVE TASKS**

<b>Task Number</b>	<b>Task Title</b>	<b>References</b>
		ARTEP 5-424-35-MTP
		ARTEP 5-425-66-MTP
		ARTEP 5-426-34-MTP
		ARTEP 5-427-10-MTP
		ARTEP 5-427-35-MTP
		ARTEP 5-434-35-MTP
		ARTEP 5-435-66-MTP
		ARTEP 5-435-67-MTP
		ARTEP 5-436-35-MTP
		ARTEP 5-436-37-MTP
		ARTEP 5-437-10-MTP
		ARTEP 5-437-11-MTP
		ARTEP 5-437-36-MTP
		ARTEP 5-437-38-MTP
		ARTEP 5-443-35-MTP
		ARTEP 5-445-64-MTP
		ARTEP 5-445-66-MTP
		ARTEP 5-446-34-MTP
		ARTEP 5-446-36-MTP
		ARTEP 5-447-10-MTP
		ARTEP 5-447-11-MTP
		ARTEP 5-447-35-MTP
		ARTEP 5-447-37-MTP
		ARTEP 5-463-10-MTP
		ARTEP 5-463-12-MTP
		ARTEP 5-463-15-MTP
		ARTEP 5-463-17-MTP
		ARTEP 5-463-35-MTP
		ARTEP 5-463-36-MTP
		ARTEP 5-473-35-MTP
		ARTEP 5-500-21-MTP
		ARTEP 5-500-22-MTP
		ARTEP 5-500-24-MTP
		ARTEP 5-500-66-MTP
		ARTEP 5-510-10-MTP
		ARTEP 5-510-12-MTP
		ARTEP 5-510-14-MTP
		ARTEP 5-510-16-MTP
		ARTEP 5-510-18-MTP
		ARTEP 5-520-10-MTP
		ARTEP 5-520-12-MTP
		ARTEP 5-520-14-MTP
		ARTEP 5-530-10-MTP
		ARTEP 5-530-12-MTP
		ARTEP 5-530-14-MTP
		ARTEP 5-530-16-MTP
		ARTEP 5-540-10-MTP
		ARTEP 5-540-11-MTP
		ARTEP 5-540-12-MTP
		ARTEP 5-540-13-MTP
		ARTEP 5-602-68-MTP
		ARTEP 5-603-35-MTP
		ARTEP 5-606-34-MTP

**SUPPORTING COLLECTIVE TASKS**

<b>Task Number</b>	<b>Task Title</b>	<b>References</b>
10-2-0318.05-T01A	Perform Unit Graves Registration (GRREG) Operations	ARTEP 5-607-35-MTP
		ARTEP 5-608-35-MTP
		ARTEP 5-616-34-MTP
		ARTEP 5-617-10-MTP
		ARTEP 5-617-11-MTP
		ARTEP 5-617-35-MTP
		ARTEP 5-026-34-MTP
		ARTEP 5-027-10-MTP
		ARTEP 5-027-35-MTP
		ARTEP 5-053-11-MTP
		ARTEP 5-053-12-MTP
		ARTEP 5-053-35-MTP
		ARTEP 5-063-10-MTP
		ARTEP 5-063-11-MTP
		ARTEP 5-063-35-MTP
		ARTEP 5-113-11-MTP
		ARTEP 5-113-12-MTP
		ARTEP 5-113-35-MTP
		ARTEP 5-145-12-MTP
		ARTEP 5-145-32-MTP
		ARTEP 5-156-34-MTP
		ARTEP 5-157-10-MTP
		ARTEP 5-157-35-MTP
		ARTEP 5-216-34-MTP
		ARTEP 5-217-10-MTP
		ARTEP 5-217-35-MTP
		ARTEP 5-335-60-MTP
		ARTEP 5-335-65-MTP
		ARTEP 5-335-70-MTP
		ARTEP 5-336-34-MTP
		ARTEP 5-337-10-MTP
		ARTEP 5-337-35-MTP
		ARTEP 5-413-35-MTP
		ARTEP 5-416-14-MTP
ARTEP 5-416-34-MTP		
ARTEP 5-417-13-MTP		
ARTEP 5-417-17-MTP		
ARTEP 5-417-35-MTP		
ARTEP 5-423-11-MTP		
ARTEP 5-423-35-MTP		
ARTEP 5-424-35-MTP		
ARTEP 5-426-34-MTP		
ARTEP 5-427-10-MTP		
ARTEP 5-427-35-MTP		
ARTEP 5-434-35-MTP		
ARTEP 5-436-35-MTP		
ARTEP 5-436-37-MTP		
ARTEP 5-437-10-MTP		
ARTEP 5-437-11-MTP		
ARTEP 5-437-36-MTP		
ARTEP 5-437-38-MTP		
ARTEP 5-443-35-MTP		

### SUPPORTING COLLECTIVE TASKS

Task Number	Task Title	References
		ARTEP 5-446-34-MTP
		ARTEP 5-446-36-MTP
		ARTEP 5-447-10-MTP
		ARTEP 5-447-11-MTP
		ARTEP 5-447-35-MTP
		ARTEP 5-447-37-MTP
		ARTEP 5-463-10-MTP
		ARTEP 5-463-12-MTP
		ARTEP 5-463-15-MTP
		ARTEP 5-463-17-MTP
		ARTEP 5-463-35-MTP
		ARTEP 5-463-36-MTP
		ARTEP 5-473-35-MTP
		ARTEP 5-500-21-MTP
		ARTEP 5-500-22-MTP
		ARTEP 5-500-24-MTP
		ARTEP 5-510-10-MTP
		ARTEP 5-510-12-MTP
		ARTEP 5-510-14-MTP
		ARTEP 5-510-16-MTP
		ARTEP 5-510-18-MTP
		ARTEP 5-520-10-MTP
		ARTEP 5-530-10-MTP
		ARTEP 5-530-12-MTP
		ARTEP 5-540-10-MTP
		ARTEP 5-540-11-MTP
		ARTEP 5-540-12-MTP
		ARTEP 5-540-13-MTP
		ARTEP 5-603-35-MTP
		ARTEP 5-606-34-MTP
		ARTEP 5-607-35-MTP
		ARTEP 5-608-35-MTP
		ARTEP 5-616-34-MTP
		ARTEP 5-617-35-MTP

### OPFOR TASKS AND STANDARDS

**TASK:** Surrender to the Capturing Unit on the Battlefield (5-OPFOR-0024)

**CONDITION:** The enemy has captured the opposing forces (OPFOR) element's soldiers, documents, and equipment sensitive to the OPFOR tactical operations.

**STANDARD:** The OPFOR soldiers retain or destroy documents and equipment. The OPFOR element surrenders documents and equipment of no tactical use to the enemy and attempts to conceal or destroy items of tactical value. The OPFOR element attempts escape and evasion. 1. Prevents the successful capture of documents and equipment. 2. Destroys documents and equipment. 3. Removes identifying markings from equipment. 4. Removes unit-identifying insignia. 5. Provides misleading information. 6. Plans an escape. 7. Delays movement to the nearest collection point. 8. Prevents safeguarding of enemy prisoners of war (EPWs) in order to cause embarrassment to the United States (US).

**TASK:** Conduct an Ambush (5-OPFOR-0007)



**CONDITION:** The enemy is moving in a convoy. The opposing forces (OPFOR) element is positioned along the enemy's route.

**STANDARD:** The OPFOR element inflicts casualties on the enemy and causes vehicle and equipment damage. 1. Prepares an ambush site before the element arrives. 2. Surprises march element forces. 3. Inflicts heavy casualties within the designated kill zone. 4. Inflicts heavy damage to vehicles and equipment within the designated kill zone. 5. Delays the march element from reaching a specified destination for a specified period of time. 6. Withdraws on order. 7. Sustains no casualties. 8. Reports actions to superiors.

**TASK:** Disrupt Movement (5-OPFOR-0014)

**CONDITION:** The enemy is expected to move through the opposing forces (OPFOR) element's area of operations. The OPFOR element has received an operation order (OPORD) or fragmentary order (FRAGO) to disrupt enemy movement. The enemy has the capability to defend with direct fire and antiarmor weapons.

**STANDARD:** The OPFOR element delays enemy movement. 1. Delays the element. 2. Forces the element to deviate from its route. 3. Prevents the element from reaching its destination. 4. Surprises the element's main body.

**TASK:** Disrupt a Route Reconnaissance (5-OPFOR-0021)

**CONDITION:** The enemy is conducting a route reconnaissance. The opposing forces (OPFOR) element is positioned along the enemy's route.

**STANDARD:** The OPFOR element attempts to disrupt a squad/section conducting a route reconnaissance. 1. Prevents the unit from meeting its specified time schedule. 2. Forces the unit to deviate from its specified route. 3. Prevents the unit from reaching its assigned destination. 4. Surprises the squad/section. 5. Inflicts casualties on the unit.

**TASK:** Disrupt a Net Control Station (NCS) (5-OPFOR-0019)

**CONDITION:** The enemy has established a NCS. The opposing forces (OPFOR) element has radio and jamming equipment.

**STANDARD:** The OPFOR element attempts to disrupt an NCS. 1. Attempts to locate the radio frequency that the unit is operating on. 2. Attempts to enter the radio net. 3. Attempts to issue "bogus" orders to a unit on the net. 4. Jams the radio frequency and forces the unit to go to an alternate frequency.

**TASK:** Disrupt Construction of Vehicle Fighting Positions (5-OPFOR-0020)

**CONDITION:** The opposing forces (OPFOR) element has located the enemy. The priority intelligence requirements (PIR) and other intelligence obtained by OPFOR patrols indicate the enemy is constructing vehicle fighting positions within its defensive area. The OPFOR element has automatic and antiarmor weapons and light mortars.

**STANDARD:** The OPFOR element attempts to disrupt the enemy's efforts to establish vehicle fighting positions. 1. Locates the defensive area. 2. Surprises the main body. 3. Penetrates the defensive area with squad-size probes. 4. Inflicts casualties on the unit. 5. Destroys vehicles. 6. Disrupts the unit's preparations (prevents or delays beyond the unit's allotted time).

**TASK:** Defeat Obstacles (5-OPFOR-0009)

**CONDITION:** The opposing forces (OPFOR) element encounters an obstacle that blocks the avenue of approach as it advances upon the enemy forces.

**STANDARD:** The OPFOR element bypasses or breaches the enemy obstacle. 1. Detects the obstacle before halting its main body. 2. Defeats the obstacle. a. Bypasses the obstacle without entering the engagement areas. b. Breaches the obstacle within 45 minutes and passes its entire force through the obstacle. 3. Does not incur degradation to the point that the mission must be discontinued.

**TASK:** Conduct an Attack (5-OPFOR-0008)

**CONDITION:** The enemy is conducting tactical operations. The opposing forces (OPFOR) element receives orders to attack the enemy, the area of occupation, or the main supply route (MSR) with smoke.

**STANDARD:** The OPFOR element disrupts the enemy's movement and smoke operations. 1. Determines the delivery method of the smoke attack. 2. Locates the target. 3. Delivers the smoke attack downwind. 4. Attacks the enemy with smoke, and surge attacks when the enemy responds to the smoke.

**TASK:** Conduct an Aerial Reconnaissance (5-OPFOR-0010)

**CONDITION:** The opposing forces (OPFOR) headquarters (HQ) element requires intelligence on the locations and identification of enemy elements. An aircraft is dispatched to take photographs and make a visual inspection of the enemy rear area.

**STANDARD:** The OPFOR element gathers photograph intelligence of the enemy. 1. Photographs the assigned sectors. 2. Makes quick visual checks where the ceiling is low. 3. Locates enemy positions in the area, particularly support and storage bases, and command and control (C2) facilities. 4. Sustains no loss of aircraft. 5. Reports priority intelligence requirements (PIR) and other information requirements to the OPFOR HQ.

**TASK:** Conduct Terrorist and Saboteur Attacks (5-OPFOR-0005)

**CONDITION:** The opposing forces (OPFOR) element dispatches small teams into the enemy's rear area to disrupt combat service support (CSS) operations.

**STANDARD:** The enemy sustains disrupted command and control (C2), destroyed equipment and supplies, and light casualties. 1. Locates rear support bases and C2 facilities. 2. Delays and disrupts CSS operations through probes. 3. Infiltrates CSS bases to conduct sabotage and terrorist activities. 4. Inflicts light casualties. 5. Destroys supplies and equipment.

**TASK:** Disrupt Defensive Preparations (5-OPFOR-0018)

**CONDITION:** The opposing forces (OPFOR) element has located the enemy. Priority intelligence requirements (PIR) and other intelligence requirements obtained by OPFOR patrols indicate that the enemy elements are establishing defensive positions. The OPFOR element has automatic and antiarmor weapons and light mortars.

**STANDARD:** The OPFOR element disrupts and delays the enemy's defensive preparations. 1. Locates and penetrates the enemy's security system. 2. Forces the enemy to delay defensive preparations. 3. Disrupts the enemy's obstacle preparations.

**TASK:** Disrupt Quartering Party Operations (5-OPFOR-0017)

**CONDITION:** The enemy is conducting quartering party operations. It has established an assembly area (AA) but has not moved in the main body.

**STANDARD:** The opposing forces (OPFOR) element attempts to disrupt quartering party operations and infiltrate the enemy's AA. 1. Locates the quartering party and the AA. 2. Surprises the main body. 3. Penetrates the AA with squad-size probes. 4. Inflicts personnel casualties and vehicle damage. 5. Disrupts the unit's preparations (prevents or delays beyond the unit's allotted time).

**TASK:** Disrupt Enemy Movement and Operations Using Tactical Nuclear Weapons (5-OPFOR-0016)

**CONDITION:** The opposing forces (OPFOR) element has located the enemy. Priority intelligence requirements (PIR) and other intelligence requirements have been obtained by OPFOR patrols. Tactical nuclear weapons are employed against key locations in the rear area.

**STANDARD:** The OPFOR element disrupts enemy movement and operations. 1. Disrupts or delays the movement of the enemy's equipment and supplies to the forward areas. 2. Destroys enemy equipment and supplies. 3. Inflicts a high rate of nuclear casualties among the enemy forces. 4. Denies the enemy the use of specified areas. 5. Contaminates the enemy's equipment and supplies.

**TASK:** Disrupt Enemy Movement and Operations Using Persistent and Nonpersistent Chemical Weapons (5-OPFOR-0015)

**CONDITION:** The opposing forces (OPFOR) element has located the enemy. Priority intelligence requirements (PIR) and other intelligence requirements have been obtained by OPFOR patrols. The OPFOR units deliver chemical agents, by means of conventional artillery weapons or aircraft, along selected supply routes and key bases in the rear area.

**STANDARD:** The OPFOR element disrupts enemy movement and operations using persistent and nonpersistent chemical weapons. 1. Delivers chemical agents in low and densely wooded areas. 2. Delays the movement of enemy supplies and equipment to the forward areas. 3. Restricts the movement of the enemy units in the rear area. 4. Channels the movement of enemy units into predesignated ambush areas. 5. Contaminates enemy supplies and equipment. 6. Inflicts a high rate of casualties on enemy forces.

**TASK:** Counter Passage of Lines (5-OPFOR-0012)

**CONDITION:** Enemy forces are in defensive positions, but they are expected to attempt passage-of-lines operations. The opposing forces (OPFOR) received orders to disrupt enemy passage-of-lines operations.

**STANDARD:** The OPFOR element delays or prevents enemy passage of lines. 1. Delays the passage. 2. Prevents the company from moving all personnel through the stationary unit. 3. Engages the main body of either the moving or the stationary unit.

**TASK:** Defend a Minefield (5-OPFOR-0023)

**CONDITION:** The enemy is conducting a minefield sweeping operation. The opposing forces (OPFOR) element has a minefield placed in the enemy's path. The minefield is under constant observation and fire.

**STANDARD:** The OPFOR element defends a minefield against an enemy element conducting a minefield sweeping operation. 1. Prevents the unit from detecting the obstacle. 2. Disrupts the minefield sweeping operation. 3. Prevents the unit from conducting the minefield sweeping operation, prevents the unit from moving all personnel through the breach, or delays the completion of the minefield sweeping operation for more than 45 minutes.

**TASK:** Conduct Sniper Operations (5-OPFOR-0006)

**CONDITION:** The opposing forces (OPFOR) element has assigned snipers (regular or irregular elements) in the enemy's rear area along the main supply route (MSR) and near support sites.

**STANDARD:** The OPFOR element kills or wounds targets. 1. Sets up a well-concealed location. 2. Engages vehicle drivers or personnel on foot with short bursts of semiautomatic fire. 3. Kills or wounds selected targets. 4. Prevents the position from being discovered by enemy forces. 5. Evacuates the area without being spotted. 6. Reports all specified priority intelligence requirements (PIR) and other intelligence requirements to the OPFOR headquarters (HQ).

**TASK:** Conduct Air Attacks (5-OPFOR-0002)

**CONDITION:** The opposing forces (OPFOR) element in the rear area has forwarded the positions of the enemy support sites or the locations of moving elements. The OPFOR aircraft have been dispatched to attack enemy installations or convoys.

**STANDARD:** The OPFOR element attempts to delay, disrupt, or damage the enemy targets by air. 1. Locates the target (support sites or convoys). 2. Makes attack runs on the designated targets. 3. Inflicts heavy damage to the selected target. 4. Sustains no loss of aircraft. 5. Delays moving the force for more than one hour.

**TASK:** Conduct a Raid (5-OPFOR-0004)

**CONDITION:** The opposing forces (OPFOR) element has occupied an objective rally point and has orders to conduct a raid on a combat service support (CSS) base.

**STANDARD:** The OPFOR element infiltrates the enemy's base and destroys all of the targets. 1. Surprises the enemy forces. 2. Assaults the support base and accomplishes the assigned tasks. 3. Destroys the specified equipment and supplies. 4. Avoids being decisively engaged. 5. Withdraws all personnel from the objective areas within the time prescribed. 6. Obtains all priority intelligence requirements (PIR) from the raid site. 7. Sustains only light casualties from enemy fire.

**TASK:** Attack (5-OPFOR-0001)

**CONDITION:** The opposing forces (OPFOR) element has located the enemy. The priority intelligence requirements (PIR) and other intelligence requirements have been obtained by OPFOR patrols. The OPFOR element has automatic and antiarmor weapons and light mortars.

**STANDARD:** The OPFOR element attempts to seize the terrain, vehicles, or equipment. 1. Develops an attack plan. 2. Surprises the enemy unit's main body. 3. Initiates the attack using a scheme of maneuver that exploits the enemy's flanks, gaps, and weaknesses. 4. Uses covered and concealed routes to approach the enemy forces' flanks, gaps, or weakly held areas. 5. Employs indirect fire to support the attack. 6. Penetrates enemy defenses. 7. Destroys equipment and supplies. 8. Inflicts heavy casualties. 9. Isolates the combat service support (CSS) base by blocking reinforcements. 10. Forces enemy units to displace. 11. Avoids being fixed in one position. 12. Withdraws before the CSS base is reinforced with tactical combat forces.

**TASK:** Disrupt Assembly Area (AA) Activities (5-OPFOR-0013)

**CONDITION:** Intelligence reports indicate that platoon- and company-size enemy units are operating in the opposing forces (OPFOR) area of operations. Enemy units can defend from AAs with direct fire, antiarmor weapons, and indirect fire. The enemy has close air support (CAS) and nuclear, biological, and chemical (NBC) capabilities.

**STANDARD:** The OPFOR element locates and disrupts the enemy's AA activities. 1. Locates the element's AA. 2. Probes the AA with squad- or team-size elements. 3. Inflicts more than 5 percent casualties on the element. 4. Disrupts the element's preparations (prevents or delays beyond the element's allotted time).

**TASK:** Disrupt an Engineer Reconnaissance (5-OPFOR-0022)

**CONDITION:** The enemy is conducting an engineer reconnaissance. The opposing forces (OPFOR) element is positioned along the enemy's route.

**STANDARD:** The OPFOR element disrupts an engineer reconnaissance. 1. Prevents the unit from meeting its specified time schedule. 2. Forces the unit to deviate from its specified route. 3. Prevents the unit from accomplishing its assigned engineer reconnaissance. 4. Surprises the unit conducting the reconnaissance.

**TASK:** Maintain Contact (5-OPFOR-0003)

**CONDITION:** The opposing forces (OPFOR) element is engaged with enemy base defense forces. The enemy forces are withdrawing under pressure.

**STANDARD:** The OPFOR element maintains enemy contact while the enemy withdraws. 1. Engages the enemy forces decisively. 2. Advances the OPFOR as the enemy forces withdraw. 3. Inflicts heavy casualties. 4. Captures the members of the enemy force. 5. Captures documents and equipment. 6. Safeguards captured documents, equipment, and personnel.

- ELEMENTS:** Company  
 Company Headquarters  
 Three Engineer Platoon Headquarters  
 Nine Engineer Squads  
 Assault and Obstacle Platoon Headquarters  
 Obstacle Section  
 Three Assault Sections

**TASK:** Conduct a Self-Extraction From Remotely Delivered Mines (05-3-0113)  
 (FM 20-32) (FM 5-250) (FM 5-34)

**ITERATION:** 1 2 3 4 5 M (Circle)

**COMMANDER/LEADER ASSESSMENT:** T P U (Circle)

**CONDITIONS:** The element is supporting a construction mission in a tactical environment. Remotely delivered mines impact on or around the element. Personnel have fragmentation armor and ballistic glasses (if available). Each vehicle is equipped with 30 meters of line and light grapnels. Digital units have performed functionality checks, and systems are operational. Some iterations of this task should be performed in MOPP4.

**TASK STANDARDS:** The element extracts all vehicles and personnel from the minefield. Digital units send and receive orders and reports and update the common operational picture (COP) using frequency-modulated (FM) or digital means. The time required to perform this task is increased when conducting it in mission-oriented protection posture (MOPP) 4.

TASK STEPS AND PERFORMANCE MEASURES	GO	NO-GO
<p>1. The individual who first discovers a mine initiates the alarm according to the unit's standing operating procedure (SOP).                      NOTE: Digital units send alert messaging and populate the Army Battle Command System (ABCS) with the location and/or send reports using FM or digital means according to the unit's tactical standing operating procedure (TACSOP).</p> <p>2. Command post (CP) personnel receive the alarm and alert units.</p> <p>a. Notified all elements. If the element was--</p> <ul style="list-style-type: none"> <li>(1) Mounted, it accelerated and moved out of the area. When tactically feasible, the element moved in a column along a hard-surfaced road, watching for mines along the route.</li> <li>(2) Dismounted, it moved rapidly out of the area along the best-cleared route, watching for mines and trip wires.</li> <li>(3) Dismounted and deployed in a bivouac or assembly area (AA), it departed immediately along a hard-surfaced road (if practical), watching for mines along the route. The element abandoned all equipment and vehicles that came in contact with mines.</li> <li>(4) Unable to depart immediately, it remained in covered or protected positions until the minefield was deployed. The element carefully cleared mines from positions through detonation and departed as soon as it was feasible, following a hard-surfaced road (if practical) and watching for mines along the route. The element abandoned all equipment and vehicles that came in contact with mines.</li> </ul> <p>b. Informed higher headquarters (HQ) and adjacent units of the situation and included a description of the mines and the extent to which they were employed.</p> <p>c. Requested counterbattery fire (if the mines were artillery-delivered).</p>		

TASK STEPS AND PERFORMANCE MEASURES	GO	NO-GO
<p>* 3. Vehicle commanders check the immediate area and element personnel remove any mines and trip wires from vehicles. Element personnel--</p> <ol style="list-style-type: none"> <li>a. Dismounted and inspected the vehicles for mines and trip wires.</li> <li>b. Removed trip wires from soft-skinned vehicles using a grapnel or a similar device.</li> </ol> <p>NOTE: When using a grapnel to remove trip wires, throw the grapnel away from the covered position. Sound a warning to others in the area before throwing the grapnel.</p> <ol style="list-style-type: none"> <li>c. Left any vehicles touching or blocked in by antitank (AT) mines until the rest of the unit was out of the minefield.</li> </ol> <p>* 4. Element leaders identify unmovable vehicles and designate one or more lanes as exit lanes to allow remaining personnel and vehicles to leave the minefield, normally along previously used access routes.</p> <p>5. Element personnel mark designated lanes and destroy or remove mines within them.</p> <ol style="list-style-type: none"> <li>a. Used visual means to locate mines and marked the vehicle lanes. The lanes were at least 5 meters wide. The lanes were marked according to the tactical situation and threat; however, marked areas also allowed personnel to reenter the minefield and recover equipment or vehicles.</li> <li>b. Destroyed or removed all mines in the lanes (using a grapnel hook or other means) as directed by the company commander. Detonated only unmovable mines, reducing the likelihood of fragmentation injuries and equipment damage.</li> </ol> <p>* 6. Vehicle commanders direct the personnel ground-guiding vehicles out of the minefield, ensuring that--</p> <ol style="list-style-type: none"> <li>a. Individual elements moved only when directed to do so by the chain of command.</li> <li>b. Any equipment not in contact with a mine or a trip wire was placed onto vehicles.</li> <li>c. Individual crews ground-guided vehicles to a designated lane or allowed them to exit the minefield on their own.</li> </ol> <p>7. Company personnel remove any equipment or vehicles remaining after the initial extraction from the minefield.</p> <ol style="list-style-type: none"> <li>a. Reentered the minefield using the same exit routes.</li> <li>b. Detonated the minimum number of mines necessary to remove vehicles or equipment from the minefield.</li> <li>c. Avoided contact with mines and took all possible precautions to ensure that they were not jarred.</li> <li>d. Placed sandbags near mines to minimize vehicle and equipment damage.</li> <li>e. Removed mines from the equipment using a line or other remote means, and ensured that all personnel remained at a safe distance.</li> <li>f. Placed explosive charges to minimize vehicle damage when detonating mines on the ground.</li> </ol> <p>8. If the position cannot be evacuated, element personnel clear sufficient mines to allow mission accomplishment.</p> <ol style="list-style-type: none"> <li>a. Cleared the communication lanes between positions.</li> <li>b. Marked the communication lanes between positions.</li> <li>c. Placed sandbags around mines to prevent injury and damage to the equipment from the detonation.</li> </ol>		

TASK PERFORMANCE / EVALUATION SUMMARY BLOCK							
ITERATION	1	2	3	4	5	M	TOTAL
TOTAL TASK STEPS EVALUATED							
TOTAL TASK STEPS "GO"							
TRAINING STATUS "GO"/"NO-GO"							

"\*" indicates a leader task step.

**SUPPORTING INDIVIDUAL TASKS**

<b>Task Number</b>	<b>Task Title</b>	<b>References</b>
052-192-2150	Setup an M93 Wide Area Munitions (Hornet), Pre-Operation	STP 5-12B24-SM-TG
052-192-2151	Operate an M71 Remote Control Unit (for Hornet)	STP 5-62G13-SM-TG STP 5-12B24-SM-TG
052-192-2152	Emplace an M93 Wide Area Munitions (Hornet) for Remote Operations	STP 5-62G13-SM-TG STP 5-12B24-SM-TG
052-192-3201	Direct the Emplacement of an M93 Wide Area Munitions (Hornet) for Area Distribution	STP 5-62G13-SM-TG STP 5-12B24-SM-TG
052-192-3202	Direct the Emplacement of an M93 Wide Area Munitions (Hornet) in a Gauntlet	STP 5-62G13-SM-TG STP 5-12B24-SM-TG
052-192-3203	Direct the Employment of an M93 Wide Area Munitions (Hornet) with a Conventional Minefield	STP 5-62G13-SM-TG STP 5-12B24-SM-TG
052-192-4201	Supervise the Placement of an M93 Wide Area Munitions (Hornet) Field	STP 5-62G13-SM-TG STP 5-12B24-SM-TG
052-193-2030	Clear Misfires	STP 5-12B24-SM-TG STP 5-62G13-SM-TG

**SUPPORTING COLLECTIVE TASKS**

<b>Task Number</b>	<b>Task Title</b>	<b>References</b>
05-2-1218	Conduct Report Procedures	ARTEP 5-026-34-MTP ARTEP 5-027-10-MTP ARTEP 5-053-11-MTP ARTEP 5-053-12-MTP ARTEP 5-053-35-MTP ARTEP 5-063-10-MTP ARTEP 5-063-11-MTP ARTEP 5-063-35-MTP ARTEP 5-113-11-MTP ARTEP 5-113-12-MTP ARTEP 5-113-35-MTP ARTEP 5-156-34-MTP ARTEP 5-157-10-MTP ARTEP 5-216-34-MTP ARTEP 5-217-10-MTP



**SUPPORTING COLLECTIVE TASKS**

Task Number	Task Title	References
		ARTEP 5-335-60-MTP
		ARTEP 5-335-65-MTP
		ARTEP 5-337-10-MTP
		ARTEP 5-337-35-MTP
		ARTEP 5-423-11-MTP
		ARTEP 5-424-35-MTP
		ARTEP 5-426-34-MTP
		ARTEP 5-427-10-MTP
		ARTEP 5-434-35-MTP
		ARTEP 5-435-67-MTP
		ARTEP 5-437-10-MTP
		ARTEP 5-437-11-MTP
		ARTEP 5-437-36-MTP
		ARTEP 5-437-38-MTP
		ARTEP 5-446-34-MTP
		ARTEP 5-446-36-MTP
		ARTEP 5-447-10-MTP
		ARTEP 5-447-11-MTP
		ARTEP 5-463-10-MTP
		ARTEP 5-463-12-MTP
		ARTEP 5-463-15-MTP
		ARTEP 5-463-17-MTP
		ARTEP 5-603-35-MTP

**OPFOR TASKS AND STANDARDS**

**TASK:** Attack (5-OPFOR-0001)

**CONDITION:** The opposing forces (OPFOR) element has located the enemy. The priority intelligence requirements (PIR) and other intelligence requirements have been obtained by OPFOR patrols. The OPFOR element has automatic and antiarmor weapons and light mortars.

**STANDARD:** The OPFOR element attempts to seize the terrain, vehicles, or equipment. 1. Develops an attack plan. 2. Surprises the enemy unit's main body. 3. Initiates the attack using a scheme of maneuver that exploits the enemy's flanks, gaps, and weaknesses. 4. Uses covered and concealed routes to approach the enemy forces' flanks, gaps, or weakly held areas. 5. Employs indirect fire to support the attack. 6. Penetrates enemy defenses. 7. Destroys equipment and supplies. 8. Inflicts heavy casualties. 9. Isolates the combat service support (CSS) base by blocking reinforcements. 10. Forces enemy units to displace. 11. Avoids being fixed in one position. 12. Withdraws before the CSS base is reinforced with tactical combat forces.

**TASK:** Surrender to the Capturing Unit on the Battlefield (5-OPFOR-0024)

**CONDITION:** The enemy has captured the opposing forces (OPFOR) element's soldiers, documents, and equipment sensitive to the OPFOR tactical operations.

**STANDARD:** The OPFOR soldiers retain or destroy documents and equipment. The OPFOR element surrenders documents and equipment of no tactical use to the enemy and attempts to conceal or destroy items of tactical value. The OPFOR element attempts escape and evasion. 1. Prevents the successful capture of documents and equipment. 2. Destroys documents and equipment. 3. Removes identifying markings from equipment. 4. Removes unit-identifying insignia. 5. Provides misleading information. 6. Plans an escape. 7. Delays movement to the nearest collection point. 8. Prevents safeguarding of enemy prisoners of war (EPWs) in order to cause embarrassment to the United States (US).

**TASK:** Conduct Sniper Operations (5-OPFOR-0006)

**CONDITION:** The opposing forces (OPFOR) element has assigned snipers (regular or irregular elements) in the enemy's rear area along the main supply route (MSR) and near support sites.

**STANDARD:** The OPFOR element kills or wounds targets. 1. Sets up a well-concealed location. 2. Engages vehicle drivers or personnel on foot with short bursts of semiautomatic fire. 3. Kills or wounds selected targets. 4. Prevents the position from being discovered by enemy forces. 5. Evacuates the area without being spotted. 6. Reports all specified priority intelligence requirements (PIR) and other intelligence requirements to the OPFOR headquarters (HQ).

**TASK:** Conduct a Raid (5-OPFOR-0004)

**CONDITION:** The opposing forces (OPFOR) element has occupied an objective rally point and has orders to conduct a raid on a combat service support (CSS) base.

**STANDARD:** The OPFOR element infiltrates the enemy's base and destroys all of the targets. 1. Surprises the enemy forces. 2. Assaults the support base and accomplishes the assigned tasks. 3. Destroys the specified equipment and supplies. 4. Avoids being decisively engaged. 5. Withdraws all personnel from the objective areas within the time prescribed. 6. Obtains all priority intelligence requirements (PIR) from the raid site. 7. Sustains only light casualties from enemy fire.

**TASK:** Conduct an Attack (5-OPFOR-0008)

**CONDITION:** The enemy is conducting tactical operations. The opposing forces (OPFOR) element receives orders to attack the enemy, the area of occupation, or the main supply route (MSR) with smoke.

**STANDARD:** The OPFOR element disrupts the enemy's movement and smoke operations. 1. Determines the delivery method of the smoke attack. 2. Locates the target. 3. Delivers the smoke attack downwind. 4. Attacks the enemy with smoke, and surge attacks when the enemy responds to the smoke.

**TASK:** Disrupt a Net Control Station (NCS) (5-OPFOR-0019)

**CONDITION:** The enemy has established a NCS. The opposing forces (OPFOR) element has radio and jamming equipment.

**STANDARD:** The OPFOR element attempts to disrupt an NCS. 1. Attempts to locate the radio frequency that the unit is operating on. 2. Attempts to enter the radio net. 3. Attempts to issue "bogus" orders to a unit on the net. 4. Jams the radio frequency and forces the unit to go to an alternate frequency.

**TASK:** Disrupt Construction of Vehicle Fighting Positions (5-OPFOR-0020)

**CONDITION:** The opposing forces (OPFOR) element has located the enemy. The priority intelligence requirements (PIR) and other intelligence obtained by OPFOR patrols indicate the enemy is constructing vehicle fighting positions within its defensive area. The OPFOR element has automatic and antiarmor weapons and light mortars.

**STANDARD:** The OPFOR element attempts to disrupt the enemy's efforts to establish vehicle fighting positions. 1. Locates the defensive area. 2. Surprises the main body. 3. Penetrates the defensive area with squad-size probes. 4. Inflicts casualties on the unit. 5. Destroys vehicles. 6. Disrupts the unit's preparations (prevents or delays beyond the unit's allotted time).

**TASK:** Defeat Obstacles (5-OPFOR-0009)

**CONDITION:** The opposing forces (OPFOR) element encounters an obstacle that blocks the avenue of approach as it advances upon the enemy forces.

**STANDARD:** The OPFOR element bypasses or breaches the enemy obstacle. 1. Detects the obstacle before halting its main body. 2. Defeats the obstacle. a. Bypasses the obstacle without entering the engagement areas. b. Breaches the obstacle within 45 minutes and passes its entire force through the obstacle. 3. Does not incur degradation to the point that the mission must be discontinued.

**TASK:** Disrupt an Engineer Reconnaissance (5-OPFOR-0022)

**CONDITION:** The enemy is conducting an engineer reconnaissance. The opposing forces (OPFOR) element is positioned along the enemy's route.

**STANDARD:** The OPFOR element disrupts an engineer reconnaissance. 1. Prevents the unit from meeting its specified time schedule. 2. Forces the unit to deviate from its specified route. 3. Prevents the unit from accomplishing its assigned engineer reconnaissance. 4. Surprises the unit conducting the reconnaissance.

**TASK:** Conduct an Aerial Reconnaissance (5-OPFOR-0010)

**CONDITION:** The opposing forces (OPFOR) headquarters (HQ) element requires intelligence on the locations and identification of enemy elements. An aircraft is dispatched to take photographs and make a visual inspection of the enemy rear area.

**STANDARD:** The OPFOR element gathers photograph intelligence of the enemy. 1. Photographs the assigned sectors. 2. Makes quick visual checks where the ceiling is low. 3. Locates enemy positions in the area, particularly support and storage bases, and command and control (C2) facilities. 4. Sustains no loss of aircraft. 5. Reports priority intelligence requirements (PIR) and other information requirements to the OPFOR HQ.

**TASK:** Conduct Terrorist and Saboteur Attacks (5-OPFOR-0005)

**CONDITION:** The opposing forces (OPFOR) element dispatches small teams into the enemy's rear area to disrupt combat service support (CSS) operations.

**STANDARD:** The enemy sustains disrupted command and control (C2), destroyed equipment and supplies, and light casualties. 1. Locates rear support bases and C2 facilities. 2. Delays and disrupts CSS operations through probes. 3. Infiltrates CSS bases to conduct sabotage and terrorist activities. 4. Inflicts light casualties. 5. Destroys supplies and equipment.

**TASK:** Disrupt Defensive Preparations (5-OPFOR-0018)

**CONDITION:** The opposing forces (OPFOR) element has located the enemy. Priority intelligence requirements (PIR) and other intelligence requirements obtained by OPFOR patrols indicate that the enemy elements are establishing defensive positions. The OPFOR element has automatic and antiarmor weapons and light mortars.

**STANDARD:** The OPFOR element disrupts and delays the enemy's defensive preparations. 1. Locates and penetrates the enemy's security system. 2. Forces the enemy to delay defensive preparations. 3. Disrupts the enemy's obstacle preparations.

**TASK:** Disrupt Quartering Party Operations (5-OPFOR-0017)

**CONDITION:** The enemy is conducting quartering party operations. It has established an assembly area (AA) but has not moved in the main body.

**STANDARD:** The opposing forces (OPFOR) element attempts to disrupt quartering party operations and infiltrate the enemy's AA. 1. Locates the quartering party and the AA. 2. Surprises the main body. 3. Penetrates the AA with squad-size probes. 4. Inflicts personnel casualties and vehicle damage. 5. Disrupts the unit's preparations (prevents or delays beyond the unit's allotted time).

**TASK:** Disrupt Enemy Movement and Operations Using Tactical Nuclear Weapons (5-OPFOR-0016)

**CONDITION:** The opposing forces (OPFOR) element has located the enemy. Priority intelligence requirements (PIR) and other intelligence requirements have been obtained by OPFOR patrols. Tactical nuclear weapons are employed against key locations in the rear area.

**STANDARD:** The OPFOR element disrupts enemy movement and operations. 1. Disrupts or delays the movement of the enemy's equipment and supplies to the forward areas. 2. Destroys enemy equipment and supplies. 3. Inflicts a high rate of nuclear casualties among the enemy forces. 4. Denies the enemy the use of specified areas. 5. Contaminates the enemy's equipment and supplies.

**TASK:** Disrupt Enemy Movement and Operations Using Persistent and Nonpersistent Chemical Weapons (5-OPFOR-0015)

**CONDITION:** The opposing forces (OPFOR) element has located the enemy. Priority intelligence requirements (PIR) and other intelligence requirements have been obtained by OPFOR patrols. The OPFOR units deliver chemical agents, by means of conventional artillery weapons or aircraft, along selected supply routes and key bases in the rear area.

**STANDARD:** The OPFOR element disrupts enemy movement and operations using persistent and nonpersistent chemical weapons. 1. Delivers chemical agents in low and densely wooded areas. 2. Delays the movement of enemy supplies and equipment to the forward areas. 3. Restricts the movement of the enemy units in the rear area. 4. Channels the movement of enemy units into predesignated ambush areas. 5. Contaminates enemy supplies and equipment. 6. Inflicts a high rate of casualties on enemy forces.

**TASK:** Counter Passage of Lines (5-OPFOR-0012)

**CONDITION:** Enemy forces are in defensive positions, but they are expected to attempt passage-of-lines operations. The opposing forces (OPFOR) received orders to disrupt enemy passage-of-lines operations.

**STANDARD:** The OPFOR element delays or prevents enemy passage of lines. 1. Delays the passage. 2. Prevents the company from moving all personnel through the stationary unit. 3. Engages the main body of either the moving or the stationary unit.

**TASK:** Disrupt Movement (5-OPFOR-0014)

**CONDITION:** The enemy is expected to move through the opposing forces (OPFOR) element's area of operations. The OPFOR element has received an operation order (OPORD) or fragmentary order (FRAGO) to disrupt enemy movement. The enemy has the capability to defend with direct fire and antiarmor weapons.

**STANDARD:** The OPFOR element delays enemy movement. 1. Delays the element. 2. Forces the element to deviate from its route. 3. Prevents the element from reaching its destination. 4. Surprises the element's main body.

**TASK:** Conduct Air Attacks (5-OPFOR-0002)

**CONDITION:** The opposing forces (OPFOR) element in the rear area has forwarded the positions of the enemy support sites or the locations of moving elements. The OPFOR aircraft have been dispatched to attack enemy installations or convoys.

**STANDARD:** The OPFOR element attempts to delay, disrupt, or damage the enemy targets by air. 1. Locates the target (support sites or convoys). 2. Makes attack runs on the designated targets. 3. Inflicts heavy damage to the selected target. 4. Sustains no loss of aircraft. 5. Delays moving the force for more than one hour.

**TASK:** Defend a Minefield (5-OPFOR-0023)

**CONDITION:** The enemy is conducting a minefield sweeping operation. The opposing forces (OPFOR) element has a minefield placed in the enemy's path. The minefield is under constant observation and fire.

**STANDARD:** The OPFOR element defends a minefield against an enemy element conducting a minefield sweeping operation. 1. Prevents the unit from detecting the obstacle. 2. Disrupts the minefield sweeping operation. 3. Prevents the unit from conducting the minefield sweeping operation, prevents the unit from moving all personnel through the breach, or delays the completion of the minefield sweeping operation for more than 45 minutes.

**TASK:** Disrupt Assembly Area (AA) Activities (5-OPFOR-0013)

**CONDITION:** Intelligence reports indicate that platoon- and company-size enemy units are operating in the opposing forces (OPFOR) area of operations. Enemy units can defend from AAs with direct fire, antiarmor weapons, and indirect fire. The enemy has close air support (CAS) and nuclear, biological, and chemical (NBC) capabilities.

**STANDARD:** The OPFOR element locates and disrupts the enemy's AA activities. 1. Locates the element's AA. 2. Probes the AA with squad- or team-size elements. 3. Inflicts more than 5 percent casualties on the element. 4. Disrupts the element's preparations (prevents or delays beyond the element's allotted time).

**TASK:** Conduct an Ambush (5-OPFOR-0007)

**CONDITION:** The enemy is moving in a convoy. The opposing forces (OPFOR) element is positioned along the enemy's route.

**STANDARD:** The OPFOR element inflicts casualties on the enemy and causes vehicle and equipment damage. 1. Prepares an ambush site before the element arrives. 2. Surprises march element forces. 3. Inflicts heavy casualties within the designated kill zone. 4. Inflicts heavy damage to vehicles and equipment within the designated kill zone. 5. Delays the march element from reaching a specified destination for a specified period of time. 6. Withdraws on order. 7. Sustains no casualties. 8. Reports actions to superiors.

**TASK:** Maintain Contact (5-OPFOR-0003)

**CONDITION:** The opposing forces (OPFOR) element is engaged with enemy base defense forces. The enemy forces are withdrawing under pressure.

**STANDARD:** The OPFOR element maintains enemy contact while the enemy withdraws. 1. Engages the enemy forces decisively. 2. Advances the OPFOR as the enemy forces withdraw. 3. Inflicts heavy casualties. 4. Captures the members of the enemy force. 5. Captures documents and equipment. 6. Safeguards captured documents, equipment, and personnel.

**TASK:** Disrupt a Route Reconnaissance (5-OPFOR-0021)

**CONDITION:** The enemy is conducting a route reconnaissance. The opposing forces (OPFOR) element is positioned along the enemy's route.

**STANDARD:** The OPFOR element attempts to disrupt a squad/section conducting a route reconnaissance. 1. Prevents the unit from meeting its specified time schedule. 2. Forces the unit to deviate from its specified route. 3. Prevents the unit from reaching its assigned destination. 4. Surprises the squad/section. 5. Inflicts casualties on the unit.

**ELEMENTS:** Company  
 Three Engineer Platoon Headquarters  
 Nine Engineer Squads  
 Assault and Obstacle Platoon Headquarters  
 Three Assault Sections

**TASK:** Support Breaching Operations (05-3-0114)  
 (FM 3-34.2) (FM 101-5-1) (FM 20-32)  
 (FM 5-34)

**ITERATION:** 1 2 3 4 5 M (Circle)

**COMMANDER/LEADER ASSESSMENT:** T P U (Circle)

**CONDITIONS:** An engineer company is performing continuous tactical operations in darkness and daylight, under all weather conditions. The engineer company is supporting a maneuver task force (TF) that has an established command or support relationship. The TF has the mission of conducting an offensive operation and has designated support, breach, and assault forces. Digital units have performed functionality checks, and systems are operational. Some iterations of this task should be performed in MOPP4.

**TASK STANDARDS:** The company creates lanes through obstacles, as directed by the TF commander, to maintain the momentum of the attack. Friendly forces sustain no casualties while using the marked lanes. Digital units send and receive reports via frequency-modulated (FM) or digital means according to the unit's tactical standing operating procedure (TACSOP). The time required to perform this task is increased when conducting it in mission-oriented protection posture (MOPP) 4.

TASK STEPS AND PERFORMANCE MEASURES	GO	NO-GO
<p>* 1. The company commander conducts the military decision-making process (MDMP) with an emphasis on preparing for breaching operations.</p> <ul style="list-style-type: none"> <li>a. Identified the personnel and equipment needed and task-organized platoons to breach obstacles in support of the attack.</li> <li>b. Rehearsed the mission with the company leaders.</li> <li>c. Ensured that each element understood its mission.</li> <li>d. Ensured that the equipment was checked for serviceability and that the company had the items specified in the unit's standing operating procedure (SOP) as well as those items required for the specific mission.</li> </ul> <p>NOTE: To support a deliberate attack, an engineer company may require augmentation with the following additional equipment and personnel: an armored vehicle-launched bridge (AVLB), mine-clearing line charges (MICLICs), and up to two additional platoons.</p> <ul style="list-style-type: none"> <li>e. Identified engineer-required Class V munitions. Requested the munitions through the maneuver unit.</li> <li>f. Task-organized the company and equipment to support the mission, identifying the engineer support needed for the breach and assault forces. Priority went to the breach force.</li> <li>g. Coordinated with the maneuver commander or the Operations and Training Officer (US Army) (S3) to place the unit in combat formation.</li> </ul> <p>NOTE: The engineer company's leadership must be very familiar with the maneuver unit's TACSOP.</p> <p>2. The company conducts actions in the assembly area (AA).</p> <ul style="list-style-type: none"> <li>a. Performed precombat checks (PCCs) with special emphasis on the breaching equipment.</li> </ul>		

TASK STEPS AND PERFORMANCE MEASURES	GO	NO-GO
<p>b. Established a linkup with the breach and assault force commanders.                      c. Performed detailed rehearsals with the breach and assault force elements.</p> <p>3. The company moves with the maneuver unit to the last covered and concealed location before the obstacles.</p> <p>4. The company, as directed by the maneuver commander, takes action according to the maneuver unit's TACSOP.</p> <p>* 5. The company commander positions the subordinate elements well forward and integrates them into the breach and assault force combat formations. The commander anticipates locations or events where engineer support is essential.</p> <p>* 6. The company commander anticipates obstacle locations based on the engineer battlefield assessment (EBA).</p> <p>7. The company supports the breaching operation.</p> <p>* 8. The company commander directs engineer platoons to conduct an enemy obstacle reconnaissance.</p> <p>* 9. The company commander advises the maneuver commander on the best location to bypass or breach the obstacle(s).</p> <p>10. The company supports breach and assault forces. Priority goes to the breach force. The company may provide limited support to allow the support force to move into an overwatch position.</p> <p>*11. The company commander directs the engineer elements supporting the breach force to reduce the tactical obstacles along the attack axis. The elements are prepared to support mounted and dismounted attacks.                      a. Ensured that there was at least one lane per assaulting element or two lanes per TF.                      b. Created a lane in 10 minutes or less when personnel or equipment was exposed to direct or observed indirect fire.</p> <p>NOTE: The 10-minute time limit refers to the time allowed to reduce the obstacle or to create the lane. It is the maximum time permitted for the personnel and equipment to remain exposed in front of the obstacle.                      c. Conducted breaching operations by stealth or at a location where the unit was not under enemy fire. No time standard was established.</p> <p>NOTE: Digital units populate the Force XXI Battle Command Brigade and Below (FBCB2) System with the location of the breach site and lane(s) to provide current situational awareness.</p> <p>*12. The company commander retains the ability to reinforce or supplement the efforts of the forward platoons.</p> <p>13. The company marks lanes according to the unit's TACSOP.</p> <p>*14. The company commander reports lane locations according to the unit's TACSOP.</p> <p>15. The company prepares to continue the mission.</p> <p>*16. The company commander reports lane or obstacle locations to the higher headquarters (HQ) according to the unit's TACSOP.</p> <p>17. The company conducts a lane or obstacle handoff.</p>		



TASK STEPS AND PERFORMANCE MEASURES	GO	NO-GO
*18. The company commander directs an engineer platoon or squad to remain at the lane or the obstacle to hand it over to the follow-on engineer unit. The lane or the obstacle is expediently marked, and the marking method is explained to the follow-on engineer unit.		
19. The company supports the maneuver unit's assault on the objective.		

TASK PERFORMANCE / EVALUATION SUMMARY BLOCK							
ITERATION	1	2	3	4	5	M	TOTAL
TOTAL TASK STEPS EVALUATED							
TOTAL TASK STEPS "GO"							
TRAINING STATUS "GO"/"NO-GO"							

"\*" indicates a leader task step.

**SUPPORTING INDIVIDUAL TASKS**

Task Number	Task Title	References
052-192-4053	Supervise Minefield Breaching Operations	STP 5-12B24-SM-TG
052-194-4007	Execute a Complex Obstacle Breach	STP 5-12B24-SM-TG
052-226-1013	Retrieve the Armored Vehicle-Launched Bridge (AVLB): Operator	STP 5-12B1-SM
		STP 5-62G13-SM-TG

**SUPPORTING COLLECTIVE TASKS**

Task Number	Task Title	References
05-2-7008	Prepare an Operation Order (OPORD) (Company/Platoon)	ARTEP 5-026-34-MTP
		ARTEP 5-027-10-MTP
		ARTEP 5-027-35-MTP
		ARTEP 5-053-11-MTP
		ARTEP 5-053-12-MTP
		ARTEP 5-053-35-MTP
		ARTEP 5-063-10-MTP
		ARTEP 5-063-11-MTP
		ARTEP 5-063-35-MTP
		ARTEP 5-113-11-MTP
		ARTEP 5-113-12-MTP
		ARTEP 5-113-35-MTP
		ARTEP 5-145-12-MTP
		ARTEP 5-145-32-MTP
		ARTEP 5-156-34-MTP
		ARTEP 5-157-10-MTP
		ARTEP 5-157-35-MTP
		ARTEP 5-216-34-MTP
		ARTEP 5-217-10-MTP
		ARTEP 5-217-35-MTP
		ARTEP 5-335-60-MTP
		ARTEP 5-335-65-MTP
		ARTEP 5-335-70-MTP

**SUPPORTING COLLECTIVE TASKS**

Task Number	Task Title	References
		ARTEP 5-336-34-MTP
		ARTEP 5-337-10-MTP
		ARTEP 5-337-35-MTP
		ARTEP 5-413-35-MTP
		ARTEP 5-416-14-MTP
		ARTEP 5-416-34-MTP
		ARTEP 5-417-13-MTP
		ARTEP 5-423-11-MTP
		ARTEP 5-423-35-MTP
		ARTEP 5-424-35-MTP
		ARTEP 5-426-34-MTP
		ARTEP 5-427-10-MTP
		ARTEP 5-427-35-MTP
		ARTEP 5-434-35-MTP
		ARTEP 5-436-35-MTP
		ARTEP 5-436-37-MTP
		ARTEP 5-437-10-MTP
		ARTEP 5-437-11-MTP
		ARTEP 5-437-36-MTP
		ARTEP 5-437-38-MTP
		ARTEP 5-446-34-MTP
		ARTEP 5-446-36-MTP
		ARTEP 5-447-10-MTP
		ARTEP 5-447-11-MTP
		ARTEP 5-447-35-MTP
		ARTEP 5-447-37-MTP
		ARTEP 5-463-10-MTP
		ARTEP 5-463-12-MTP
		ARTEP 5-463-15-MTP
		ARTEP 5-463-17-MTP
		ARTEP 5-463-35-MTP
		ARTEP 5-463-36-MTP
		ARTEP 5-473-35-MTP
		ARTEP 5-500-66-MTP
		ARTEP 5-520-10-MTP
		ARTEP 5-520-12-MTP
		ARTEP 5-520-14-MTP
		ARTEP 5-530-14-MTP
		ARTEP 5-530-16-MTP
		ARTEP 5-603-35-MTP
		ARTEP 5-605-66-MTP
		ARTEP 5-607-35-MTP
		ARTEP 5-608-35-MTP
		ARTEP 5-616-34-MTP
		ARTEP 5-617-10-MTP
		ARTEP 5-617-11-MTP
		ARTEP 5-617-35-MTP
05-3-1600	Receive a Logistics Package (LOGPAC)	ARTEP 5-053-11-MTP
		ARTEP 5-053-12-MTP
		ARTEP 5-113-11-MTP
		ARTEP 5-113-12-MTP
		ARTEP 5-335-70-MTP
		ARTEP 5-337-10-MTP

**SUPPORTING COLLECTIVE TASKS**

<b>Task Number</b>	<b>Task Title</b>	<b>References</b>
		ARTEP 5-437-10-MTP ARTEP 5-437-11-MTP

**OPFOR TASKS AND STANDARDS**

**TASK:** Counter Passage of Lines (5-OPFOR-0012)

**CONDITION:** Enemy forces are in defensive positions, but they are expected to attempt passage-of-lines operations. The opposing forces (OPFOR) received orders to disrupt enemy passage-of-lines operations.

**STANDARD:** The OPFOR element delays or prevents enemy passage of lines. 1. Delays the passage. 2. Prevents the company from moving all personnel through the stationary unit. 3. Engages the main body of either the moving or the stationary unit.

**TASK:** Disrupt Movement (5-OPFOR-0014)

**CONDITION:** The enemy is expected to move through the opposing forces (OPFOR) element's area of operations. The OPFOR element has received an operation order (OPORD) or fragmentary order (FRAGO) to disrupt enemy movement. The enemy has the capability to defend with direct fire and antiarmor weapons.

**STANDARD:** The OPFOR element delays enemy movement. 1. Delays the element. 2. Forces the element to deviate from its route. 3. Prevents the element from reaching its destination. 4. Surprises the element's main body.

**TASK:** Disrupt Construction of Vehicle Fighting Positions (5-OPFOR-0020)

**CONDITION:** The opposing forces (OPFOR) element has located the enemy. The priority intelligence requirements (PIR) and other intelligence obtained by OPFOR patrols indicate the enemy is constructing vehicle fighting positions within its defensive area. The OPFOR element has automatic and antiarmor weapons and light mortars.

**STANDARD:** The OPFOR element attempts to disrupt the enemy's efforts to establish vehicle fighting positions. 1. Locates the defensive area. 2. Surprises the main body. 3. Penetrates the defensive area with squad-size probes. 4. Inflicts casualties on the unit. 5. Destroys vehicles. 6. Disrupts the unit's preparations (prevents or delays beyond the unit's allotted time).

**TASK:** Surrender to the Capturing Unit on the Battlefield (5-OPFOR-0024)

**CONDITION:** The enemy has captured the opposing forces (OPFOR) element's soldiers, documents, and equipment sensitive to the OPFOR tactical operations.

**STANDARD:** The OPFOR soldiers retain or destroy documents and equipment. The OPFOR element surrenders documents and equipment of no tactical use to the enemy and attempts to conceal or destroy items of tactical value. The OPFOR element attempts escape and evasion. 1. Prevents the successful capture of documents and equipment. 2. Destroys documents and equipment. 3. Removes identifying markings from equipment. 4. Removes unit-identifying insignia. 5. Provides misleading information. 6. Plans an escape. 7. Delays movement to the nearest collection point. 8. Prevents safeguarding of enemy prisoners of war (EPWs) in order to cause embarrassment to the United States (US).

**TASK:** Conduct a Raid (5-OPFOR-0004)

**CONDITION:** The opposing forces (OPFOR) element has occupied an objective rally point and has orders to conduct a raid on a combat service support (CSS) base.

**STANDARD:** The OPFOR element infiltrates the enemy's base and destroys all of the targets. 1. Surprises the enemy forces. 2. Assaults the support base and accomplishes the assigned tasks. 3. Destroys the specified equipment and supplies. 4. Avoids being decisively engaged. 5. Withdraws all personnel from the objective areas within the time prescribed. 6. Obtains all priority intelligence requirements (PIR) from the raid site. 7. Sustains only light casualties from enemy fire.

**TASK:** Conduct Sniper Operations (5-OPFOR-0006)

**CONDITION:** The opposing forces (OPFOR) element has assigned snipers (regular or irregular elements) in the enemy's rear area along the main supply route (MSR) and near support sites.

**STANDARD:** The OPFOR element kills or wounds targets. 1. Sets up a well-concealed location. 2. Engages vehicle drivers or personnel on foot with short bursts of semiautomatic fire. 3. Kills or wounds selected targets. 4. Prevents the position from being discovered by enemy forces. 5. Evacuates the area without being spotted. 6. Reports all specified priority intelligence requirements (PIR) and other intelligence requirements to the OPFOR headquarters (HQ).

**TASK:** Disrupt a Net Control Station (NCS) (5-OPFOR-0019)

**CONDITION:** The enemy has established a NCS. The opposing forces (OPFOR) element has radio and jamming equipment.

**STANDARD:** The OPFOR element attempts to disrupt an NCS. 1. Attempts to locate the radio frequency that the unit is operating on. 2. Attempts to enter the radio net. 3. Attempts to issue "bogus" orders to a unit on the net. 4. Jams the radio frequency and forces the unit to go to an alternate frequency.

**TASK:** Disrupt a Route Reconnaissance (5-OPFOR-0021)

**CONDITION:** The enemy is conducting a route reconnaissance. The opposing forces (OPFOR) element is positioned along the enemy's route.

**STANDARD:** The OPFOR element attempts to disrupt a squad/section conducting a route reconnaissance. 1. Prevents the unit from meeting its specified time schedule. 2. Forces the unit to deviate from its specified route. 3. Prevents the unit from reaching its assigned destination. 4. Surprises the squad/section. 5. Inflicts casualties on the unit.

**TASK:** Conduct an Attack (5-OPFOR-0008)

**CONDITION:** The enemy is conducting tactical operations. The opposing forces (OPFOR) element receives orders to attack the enemy, the area of occupation, or the main supply route (MSR) with smoke.

**STANDARD:** The OPFOR element disrupts the enemy's movement and smoke operations. 1. Determines the delivery method of the smoke attack. 2. Locates the target. 3. Delivers the smoke attack downwind. 4. Attacks the enemy with smoke, and surge attacks when the enemy responds to the smoke.

**TASK:** Defeat Obstacles (5-OPFOR-0009)

**CONDITION:** The opposing forces (OPFOR) element encounters an obstacle that blocks the avenue of approach as it advances upon the enemy forces.

**STANDARD:** The OPFOR element bypasses or breaches the enemy obstacle. 1. Detects the obstacle before halting its main body. 2. Defeats the obstacle. a. Bypasses the obstacle without entering the engagement areas. b. Breaches the obstacle within 45 minutes and passes its entire force through the obstacle. 3. Does not incur degradation to the point that the mission must be discontinued.

**TASK:** Disrupt an Engineer Reconnaissance (5-OPFOR-0022)

**CONDITION:** The enemy is conducting an engineer reconnaissance. The opposing forces (OPFOR) element is positioned along the enemy's route.

**STANDARD:** The OPFOR element disrupts an engineer reconnaissance. 1. Prevents the unit from meeting its specified time schedule. 2. Forces the unit to deviate from its specified route. 3. Prevents the unit from accomplishing its assigned engineer reconnaissance. 4. Surprises the unit conducting the reconnaissance.

**TASK:** Conduct an Ambush (5-OPFOR-0007)

**CONDITION:** The enemy is moving in a convoy. The opposing forces (OPFOR) element is positioned along the enemy's route.

**STANDARD:** The OPFOR element inflicts casualties on the enemy and causes vehicle and equipment damage. 1. Prepares an ambush site before the element arrives. 2. Surprises march element forces. 3. Inflicts heavy casualties within the designated kill zone. 4. Inflicts heavy damage to vehicles and equipment within the designated kill zone. 5. Delays the march element from reaching a specified destination for a specified period of time. 6. Withdraws on order. 7. Sustains no casualties. 8. Reports actions to superiors.

**TASK:** Conduct an Aerial Reconnaissance (5-OPFOR-0010)

**CONDITION:** The opposing forces (OPFOR) headquarters (HQ) element requires intelligence on the locations and identification of enemy elements. An aircraft is dispatched to take photographs and make a visual inspection of the enemy rear area.

**STANDARD:** The OPFOR element gathers photograph intelligence of the enemy. 1. Photographs the assigned sectors. 2. Makes quick visual checks where the ceiling is low. 3. Locates enemy positions in the area, particularly support and storage bases, and command and control (C2) facilities. 4. Sustains no loss of aircraft. 5. Reports priority intelligence requirements (PIR) and other information requirements to the OPFOR HQ.

**TASK:** Conduct Terrorist and Saboteur Attacks (5-OPFOR-0005)

**CONDITION:** The opposing forces (OPFOR) element dispatches small teams into the enemy's rear area to disrupt combat service support (CSS) operations.

**STANDARD:** The enemy sustains disrupted command and control (C2), destroyed equipment and supplies, and light casualties. 1. Locates rear support bases and C2 facilities. 2. Delays and disrupts CSS operations through probes. 3. Infiltrates CSS bases to conduct sabotage and terrorist activities. 4. Inflicts light casualties. 5. Destroys supplies and equipment.

**TASK:** Disrupt Defensive Preparations (5-OPFOR-0018)

**CONDITION:** The opposing forces (OPFOR) element has located the enemy. Priority intelligence requirements (PIR) and other intelligence requirements obtained by OPFOR patrols indicate that the enemy elements are establishing defensive positions. The OPFOR element has automatic and antiarmor weapons and light mortars.

**STANDARD:** The OPFOR element disrupts and delays the enemy's defensive preparations. 1. Locates and penetrates the enemy's security system. 2. Forces the enemy to delay defensive preparations. 3. Disrupts the enemy's obstacle preparations.

**TASK:** Disrupt Quartering Party Operations (5-OPFOR-0017)

**CONDITION:** The enemy is conducting quartering party operations. It has established an assembly area (AA) but has not moved in the main body.

**STANDARD:** The opposing forces (OPFOR) element attempts to disrupt quartering party operations and infiltrate the enemy's AA. 1. Locates the quartering party and the AA. 2. Surprises the main body. 3. Penetrates the AA with squad-size probes. 4. Inflicts personnel casualties and vehicle damage. 5. Disrupts the unit's preparations (prevents or delays beyond the unit's allotted time).

**TASK:** Disrupt Enemy Movement and Operations Using Tactical Nuclear Weapons (5-OPFOR-0016)

**CONDITION:** The opposing forces (OPFOR) element has located the enemy. Priority intelligence requirements (PIR) and other intelligence requirements have been obtained by OPFOR patrols. Tactical nuclear weapons are employed against key locations in the rear area.

**STANDARD:** The OPFOR element disrupts enemy movement and operations. 1. Disrupts or delays the movement of the enemy's equipment and supplies to the forward areas. 2. Destroys enemy equipment and supplies. 3. Inflicts a high rate of nuclear casualties among the enemy forces. 4. Denies the enemy the use of specified areas. 5. Contaminates the enemy's equipment and supplies.

**TASK:** Disrupt Enemy Movement and Operations Using Persistent and Nonpersistent Chemical Weapons (5-OPFOR-0015)

**CONDITION:** The opposing forces (OPFOR) element has located the enemy. Priority intelligence requirements (PIR) and other intelligence requirements have been obtained by OPFOR patrols. The OPFOR units deliver chemical agents, by means of conventional artillery weapons or aircraft, along selected supply routes and key bases in the rear area.

**STANDARD:** The OPFOR element disrupts enemy movement and operations using persistent and nonpersistent chemical weapons. 1. Delivers chemical agents in low and densely wooded areas. 2. Delays the movement of enemy supplies and equipment to the forward areas. 3. Restricts the movement of the enemy units in the rear area. 4. Channels the movement of enemy units into predesignated ambush areas. 5. Contaminates enemy supplies and equipment. 6. Inflicts a high rate of casualties on enemy forces.

**TASK:** Conduct Air Attacks (5-OPFOR-0002)

**CONDITION:** The opposing forces (OPFOR) element in the rear area has forwarded the positions of the enemy support sites or the locations of moving elements. The OPFOR aircraft have been dispatched to attack enemy installations or convoys.

**STANDARD:** The OPFOR element attempts to delay, disrupt, or damage the enemy targets by air. 1. Locates the target (support sites or convoys). 2. Makes attack runs on the designated targets. 3. Inflicts heavy damage to the selected target. 4. Sustains no loss of aircraft. 5. Delays moving the force for more than one hour.

**TASK:** Defend a Minefield (5-OPFOR-0023)

**CONDITION:** The enemy is conducting a minefield sweeping operation. The opposing forces (OPFOR) element has a minefield placed in the enemy's path. The minefield is under constant observation and fire.

**STANDARD:** The OPFOR element defends a minefield against an enemy element conducting a minefield sweeping operation. 1. Prevents the unit from detecting the obstacle. 2. Disrupts the minefield sweeping operation. 3. Prevents the unit from conducting the minefield sweeping operation, prevents the unit from moving all personnel through the breach, or delays the completion of the minefield sweeping operation for more than 45 minutes.

**TASK:** Attack (5-OPFOR-0001)

**CONDITION:** The opposing forces (OPFOR) element has located the enemy. The priority intelligence requirements (PIR) and other intelligence requirements have been obtained by OPFOR patrols. The OPFOR element has automatic and antiarmor weapons and light mortars.

**STANDARD:** The OPFOR element attempts to seize the terrain, vehicles, or equipment. 1. Develops an attack plan. 2. Surprises the enemy unit's main body. 3. Initiates the attack using a scheme of maneuver that exploits the enemy's flanks, gaps, and weaknesses. 4. Uses covered and concealed routes to approach the enemy forces' flanks, gaps, or weakly held areas. 5. Employs indirect fire to support the attack. 6. Penetrates enemy defenses. 7. Destroys equipment and supplies. 8. Inflicts heavy casualties. 9. Isolates the combat service support (CSS) base by blocking reinforcements. 10. Forces enemy units to displace. 11. Avoids being fixed in one position. 12. Withdraws before the CSS base is reinforced with tactical combat forces.

**TASK:** Disrupt Assembly Area (AA) Activities (5-OPFOR-0013)

**CONDITION:** Intelligence reports indicate that platoon- and company-size enemy units are operating in the opposing forces (OPFOR) area of operations. Enemy units can defend from AAs with direct fire, antiarmor weapons, and indirect fire. The enemy has close air support (CAS) and nuclear, biological, and chemical (NBC) capabilities.

**STANDARD:** The OPFOR element locates and disrupts the enemy's AA activities. 1. Locates the element's AA. 2. Probes the AA with squad- or team-size elements. 3. Inflicts more than 5 percent casualties on the element. 4. Disrupts the element's preparations (prevents or delays beyond the element's allotted time).

**TASK:** Maintain Contact (5-OPFOR-0003)

**CONDITION:** The opposing forces (OPFOR) element is engaged with enemy base defense forces. The enemy forces are withdrawing under pressure.

**STANDARD:** The OPFOR element maintains enemy contact while the enemy withdraws. 1. Engages the enemy forces decisively. 2. Advances the OPFOR as the enemy forces withdraw. 3. Inflicts heavy casualties. 4. Captures the members of the enemy force. 5. Captures documents and equipment. 6. Safeguards captured documents, equipment, and personnel.

- ELEMENTS:** Company  
 Company Headquarters  
 Maintenance Section  
 Three Engineer Platoon Headquarters  
 Nine Engineer Squads  
 Assault and Obstacle Platoon Headquarters  
 Obstacle Section  
 Three Assault Sections  
 Regimental Engineer Section  
 Combat Medical Section

**TASK:** Disable Critical Equipment and Material (05-3-0210)  
 (FM 5-250) (TM 750-244-2) (TM 750-244-3)  
 (TM 750-244-6) (TM 750-244-7)

**ITERATION:** 1 2 3 4 5 M (Circle)  
**COMMANDER/LEADER ASSESSMENT:** T P U (Circle)

**CONDITIONS:** An enemy assault penetrates the element's position. The element leader is ordered to evacuate the position and disable items that the platoon cannot haul or move. Digital units have performed functionality checks, and systems are operational. Some iterations of this task should be performed in MOPP4.

**TASK STANDARDS:** The element evacuates the position and disables all critical items that cannot be hauled or moved. Digital units send and receive reports via frequency-modulated (FM) or digital means. The time required to perform this task is increased when conducting it in mission-oriented protection posture (MOPP) 4.

TASK STEPS AND PERFORMANCE MEASURES	GO	NO-GO
<ul style="list-style-type: none"> <li>* 1. The element leader prioritizes the equipment to be disabled.                             <ul style="list-style-type: none"> <li>a. Used information in the unit's standing operating procedure (SOP).</li> <li>b. Identified critical equipment as communication (radios and keying material), transportation assets (tracked and wheeled vehicles and construction equipment), barrier material (mines, wire, and explosives), and weapons systems.</li> <li>c. Prioritized the disabling of the equipment based on its value to the enemy.</li> </ul> </li> <li>* 2. The element leader determines the method for disabling tracked and wheeled vehicles, including the construction equipment, and directs unit members.                             <ul style="list-style-type: none"> <li>a. Smashed vital elements, such as the gearbox, the starter, the battery, the engine block, the transmission, the instrument panel, and the communications equipment.</li> <li>b. Drained the hydraulic system and cut the hoses.</li> <li>c. Used explosives to disable transportation assets, such as tracked or wheeled vehicles and trailers.</li> <li>d. Used a bayonet or another cutting tool to slash all tires.</li> <li>e. Drained the oil and ran the engine until it seized.</li> </ul> </li> <li>* 3. The element leader determines the method for disabling the communications equipment and directs the unit members.                             <ul style="list-style-type: none"> <li>a. Smashed vital elements using an ax, a pick, a sledgehammer, or any heavy implement. Smashed all dials, knobs, and gauges and demolished all antennas.</li> <li>b. Used explosives to disable the communications equipment.</li> </ul> </li> </ul>		



TASK STEPS AND PERFORMANCE MEASURES	GO	NO-GO
<p>* 4. The element leader determines the amount of barrier material (mines, wire, and explosives) to use and destroys the remaining items with explosives.</p> <p>* 5. The element leader determines the method for disabling an organic bridge with demolitions.</p> <p style="margin-left: 20px;">a. Considered whether to use partial or complete destruction.</p> <p style="margin-left: 20px;">b. Considered the quantity and type of explosive.</p> <p style="margin-left: 20px;">c. Considered whether to use an electric or nonelectric firing system.</p> <p style="margin-left: 20px;">d. Considered what the appropriate time would be to disable or demolish the bridge.</p> <p style="margin-left: 20px;">e. Considered the method of coordination to use with adjacent forces.</p> <p>6. The element members disable critical equipment during the evacuation according to the platoon leader's plan.</p> <p>* 7. The element leader submits status reports to the company according to the unit's SOP.</p>		

TASK PERFORMANCE / EVALUATION SUMMARY BLOCK							
ITERATION	1	2	3	4	5	M	TOTAL
TOTAL TASK STEPS EVALUATED							
TOTAL TASK STEPS "GO"							
TRAINING STATUS "GO"/"NO-GO"							

"\*" indicates a leader task step.

#### SUPPORTING INDIVIDUAL TASKS

Task Number	Task Title	References
052-193-2014	Determine the Safe Distance When Firing Explosives	STP 5-12B24-SM-TG
052-193-2016	Place Steel-Cutting Charges	STP 5-62G13-SM-TG STP 5-12B24-SM-TG
052-193-2030	Clear Misfires	STP 5-62G13-SM-TG STP 5-12B24-SM-TG
052-193-3023	Calculate Steel-Cutting Charges	STP 5-62G13-SM-TG STP 5-12B24-SM-TG
052-193-3054	Prepare a Demolition Reconnaissance Report	STP 5-62G13-SM-TG STP 5-12B24-SM-TG
052-193-4040	Supervise Engineer Demolition Missions	STP 5-62G13-SM-TG STP 5-12B24-SM-TG

**SUPPORTING COLLECTIVE TASKS: NONE**

#### OPFOR TASKS AND STANDARDS

**TASK:** Conduct Air Attacks (5-OPFOR-0002)

**CONDITION:** The opposing forces (OPFOR) element in the rear area has forwarded the positions of the enemy support sites or the locations of moving elements. The OPFOR aircraft have been dispatched to attack enemy installations or convoys.

**STANDARD:** The OPFOR element attempts to delay, disrupt, or damage the enemy targets by air. 1. Locates the target (support sites or convoys). 2. Makes attack runs on the designated targets. 3. Inflicts heavy damage to the selected target. 4. Sustains no loss of aircraft. 5. Delays moving the force for more than one hour.

**TASK:** Conduct Sniper Operations (5-OPFOR-0006)

**CONDITION:** The opposing forces (OPFOR) element has assigned snipers (regular or irregular elements) in the enemy's rear area along the main supply route (MSR) and near support sites.

**STANDARD:** The OPFOR element kills or wounds targets. 1. Sets up a well-concealed location. 2. Engages vehicle drivers or personnel on foot with short bursts of semiautomatic fire. 3. Kills or wounds selected targets. 4. Prevents the position from being discovered by enemy forces. 5. Evacuates the area without being spotted. 6. Reports all specified priority intelligence requirements (PIR) and other intelligence requirements to the OPFOR headquarters (HQ).

**TASK:** Conduct an Attack (5-OPFOR-0008)

**CONDITION:** The enemy is conducting tactical operations. The opposing forces (OPFOR) element receives orders to attack the enemy, the area of occupation, or the main supply route (MSR) with smoke.

**STANDARD:** The OPFOR element disrupts the enemy's movement and smoke operations. 1. Determines the delivery method of the smoke attack. 2. Locates the target. 3. Delivers the smoke attack downwind. 4. Attacks the enemy with smoke, and surge attacks when the enemy responds to the smoke.

**TASK:** Disrupt a Net Control Station (NCS) (5-OPFOR-0019)

**CONDITION:** The enemy has established a NCS. The opposing forces (OPFOR) element has radio and jamming equipment.

**STANDARD:** The OPFOR element attempts to disrupt an NCS. 1. Attempts to locate the radio frequency that the unit is operating on. 2. Attempts to enter the radio net. 3. Attempts to issue "bogus" orders to a unit on the net. 4. Jams the radio frequency and forces the unit to go to an alternate frequency.

**TASK:** Disrupt Construction of Vehicle Fighting Positions (5-OPFOR-0020)

**CONDITION:** The opposing forces (OPFOR) element has located the enemy. The priority intelligence requirements (PIR) and other intelligence obtained by OPFOR patrols indicate the enemy is constructing vehicle fighting positions within its defensive area. The OPFOR element has automatic and antiarmor weapons and light mortars.

**STANDARD:** The OPFOR element attempts to disrupt the enemy's efforts to establish vehicle fighting positions. 1. Locates the defensive area. 2. Surprises the main body. 3. Penetrates the defensive area with squad-size probes. 4. Inflicts casualties on the unit. 5. Destroys vehicles. 6. Disrupts the unit's preparations (prevents or delays beyond the unit's allotted time).

**TASK:** Defeat Obstacles (5-OPFOR-0009)

**CONDITION:** The opposing forces (OPFOR) element encounters an obstacle that blocks the avenue of approach as it advances upon the enemy forces.

**STANDARD:** The OPFOR element bypasses or breaches the enemy obstacle. 1. Detects the obstacle before halting its main body. 2. Defeats the obstacle. a. Bypasses the obstacle without entering the engagement areas. b. Breaches the obstacle within 45 minutes and passes its entire force through the obstacle. 3. Does not incur degradation to the point that the mission must be discontinued.

**TASK:** Disrupt an Engineer Reconnaissance (5-OPFOR-0022)

**CONDITION:** The enemy is conducting an engineer reconnaissance. The opposing forces (OPFOR) element is positioned along the enemy's route.

**STANDARD:** The OPFOR element disrupts an engineer reconnaissance. 1. Prevents the unit from meeting its specified time schedule. 2. Forces the unit to deviate from its specified route. 3. Prevents the unit from accomplishing its assigned engineer reconnaissance. 4. Surprises the unit conducting the reconnaissance.

**TASK:** Conduct an Ambush (5-OPFOR-0007)

**CONDITION:** The enemy is moving in a convoy. The opposing forces (OPFOR) element is positioned along the enemy's route.

**STANDARD:** The OPFOR element inflicts casualties on the enemy and causes vehicle and equipment damage. 1. Prepares an ambush site before the element arrives. 2. Surprises march element forces. 3. Inflicts heavy casualties within the designated kill zone. 4. Inflicts heavy damage to vehicles and equipment within the designated kill zone. 5. Delays the march element from reaching a specified destination for a specified period of time. 6. Withdraws on order. 7. Sustains no casualties. 8. Reports actions to superiors.

**TASK:** Conduct an Aerial Reconnaissance (5-OPFOR-0010)

**CONDITION:** The opposing forces (OPFOR) headquarters (HQ) element requires intelligence on the locations and identification of enemy elements. An aircraft is dispatched to take photographs and make a visual inspection of the enemy rear area.

**STANDARD:** The OPFOR element gathers photograph intelligence of the enemy. 1. Photographs the assigned sectors. 2. Makes quick visual checks where the ceiling is low. 3. Locates enemy positions in the area, particularly support and storage bases, and command and control (C2) facilities. 4. Sustains no loss of aircraft. 5. Reports priority intelligence requirements (PIR) and other information requirements to the OPFOR HQ.

**TASK:** Conduct Terrorist and Saboteur Attacks (5-OPFOR-0005)

**CONDITION:** The opposing forces (OPFOR) element dispatches small teams into the enemy's rear area to disrupt combat service support (CSS) operations.

**STANDARD:** The enemy sustains disrupted command and control (C2), destroyed equipment and supplies, and light casualties. 1. Locates rear support bases and C2 facilities. 2. Delays and disrupts CSS operations through probes. 3. Infiltrates CSS bases to conduct sabotage and terrorist activities. 4. Inflicts light casualties. 5. Destroys supplies and equipment.

**TASK:** Disrupt a Route Reconnaissance (5-OPFOR-0021)

**CONDITION:** The enemy is conducting a route reconnaissance. The opposing forces (OPFOR) element is positioned along the enemy's route.

**STANDARD:** The OPFOR element attempts to disrupt a squad/section conducting a route reconnaissance. 1. Prevents the unit from meeting its specified time schedule. 2. Forces the unit to deviate from its specified route. 3. Prevents the unit from reaching its assigned destination. 4. Surprises the squad/section. 5. Inflicts casualties on the unit.

**TASK:** Surrender to the Capturing Unit on the Battlefield (5-OPFOR-0024)

**CONDITION:** The enemy has captured the opposing forces (OPFOR) element's soldiers, documents, and equipment sensitive to the OPFOR tactical operations.

**STANDARD:** The OPFOR soldiers retain or destroy documents and equipment. The OPFOR element surrenders documents and equipment of no tactical use to the enemy and attempts to conceal or destroy items of tactical value. The OPFOR element attempts escape and evasion. 1. Prevents the successful capture of documents and equipment. 2. Destroys documents and equipment. 3. Removes identifying markings from equipment. 4. Removes unit-identifying insignia. 5. Provides misleading information. 6. Plans an escape. 7. Delays movement to the nearest collection point. 8. Prevents safeguarding of enemy prisoners of war (EPWs) in order to cause embarrassment to the United States (US).

**TASK:** Conduct a Raid (5-OPFOR-0004)

**CONDITION:** The opposing forces (OPFOR) element has occupied an objective rally point and has orders to conduct a raid on a combat service support (CSS) base.

**STANDARD:** The OPFOR element infiltrates the enemy's base and destroys all of the targets. 1. Surprises the enemy forces. 2. Assaults the support base and accomplishes the assigned tasks. 3. Destroys the specified equipment and supplies. 4. Avoids being decisively engaged. 5. Withdraws all personnel from the objective areas within the time prescribed. 6. Obtains all priority intelligence requirements (PIR) from the raid site. 7. Sustains only light casualties from enemy fire.

**TASK:** Disrupt Defensive Preparations (5-OPFOR-0018)

**CONDITION:** The opposing forces (OPFOR) element has located the enemy. Priority intelligence requirements (PIR) and other intelligence requirements obtained by OPFOR patrols indicate that the enemy elements are establishing defensive positions. The OPFOR element has automatic and antiarmor weapons and light mortars.

**STANDARD:** The OPFOR element disrupts and delays the enemy's defensive preparations. 1. Locates and penetrates the enemy's security system. 2. Forces the enemy to delay defensive preparations. 3. Disrupts the enemy's obstacle preparations.

**TASK:** Disrupt Quartering Party Operations (5-OPFOR-0017)

**CONDITION:** The enemy is conducting quartering party operations. It has established an assembly area (AA) but has not moved in the main body.

**STANDARD:** The opposing forces (OPFOR) element attempts to disrupt quartering party operations and infiltrate the enemy's AA. 1. Locates the quartering party and the AA. 2. Surprises the main body. 3. Penetrates the AA with squad-size probes. 4. Inflicts personnel casualties and vehicle damage. 5. Disrupts the unit's preparations (prevents or delays beyond the unit's allotted time).

**TASK:** Disrupt Enemy Movement and Operations Using Tactical Nuclear Weapons (5-OPFOR-0016)

**CONDITION:** The opposing forces (OPFOR) element has located the enemy. Priority intelligence requirements (PIR) and other intelligence requirements have been obtained by OPFOR patrols. Tactical nuclear weapons are employed against key locations in the rear area.

**STANDARD:** The OPFOR element disrupts enemy movement and operations. 1. Disrupts or delays the movement of the enemy's equipment and supplies to the forward areas. 2. Destroys enemy equipment and supplies. 3. Inflicts a high rate of nuclear casualties among the enemy forces. 4. Denies the enemy the use of specified areas. 5. Contaminates the enemy's equipment and supplies.

**TASK:** Disrupt Enemy Movement and Operations Using Persistent and Nonpersistent Chemical Weapons (5-OPFOR-0015)

**CONDITION:** The opposing forces (OPFOR) element has located the enemy. Priority intelligence requirements (PIR) and other intelligence requirements have been obtained by OPFOR patrols. The OPFOR units deliver chemical agents, by means of conventional artillery weapons or aircraft, along selected supply routes and key bases in the rear area.

**STANDARD:** The OPFOR element disrupts enemy movement and operations using persistent and nonpersistent chemical weapons. 1. Delivers chemical agents in low and densely wooded areas. 2. Delays the movement of enemy supplies and equipment to the forward areas. 3. Restricts the movement of the enemy units in the rear area. 4. Channels the movement of enemy units into predesignated ambush areas. 5. Contaminates enemy supplies and equipment. 6. Inflicts a high rate of casualties on enemy forces.

**TASK:** Counter Passage of Lines (5-OPFOR-0012)

**CONDITION:** Enemy forces are in defensive positions, but they are expected to attempt passage-of-lines operations. The opposing forces (OPFOR) received orders to disrupt enemy passage-of-lines operations.

**STANDARD:** The OPFOR element delays or prevents enemy passage of lines. 1. Delays the passage. 2. Prevents the company from moving all personnel through the stationary unit. 3. Engages the main body of either the moving or the stationary unit.

**TASK:** Disrupt Movement (5-OPFOR-0014)

**CONDITION:** The enemy is expected to move through the opposing forces (OPFOR) element's area of operations. The OPFOR element has received an operation order (OPORD) or fragmentary order (FRAGO) to disrupt enemy movement. The enemy has the capability to defend with direct fire and antiarmor weapons.

**STANDARD:** The OPFOR element delays enemy movement. 1. Delays the element. 2. Forces the element to deviate from its route. 3. Prevents the element from reaching its destination. 4. Surprises the element's main body.

**TASK:** Defend a Minefield (5-OPFOR-0023)

**CONDITION:** The enemy is conducting a minefield sweeping operation. The opposing forces (OPFOR) element has a minefield placed in the enemy's path. The minefield is under constant observation and fire.

**STANDARD:** The OPFOR element defends a minefield against an enemy element conducting a minefield sweeping operation. 1. Prevents the unit from detecting the obstacle. 2. Disrupts the minefield sweeping operation. 3. Prevents the unit from conducting the minefield sweeping operation, prevents the unit from moving all personnel through the breach, or delays the completion of the minefield sweeping operation for more than 45 minutes.

**TASK:** Attack (5-OPFOR-0001)

**CONDITION:** The opposing forces (OPFOR) element has located the enemy. The priority intelligence requirements (PIR) and other intelligence requirements have been obtained by OPFOR patrols. The OPFOR element has automatic and antiarmor weapons and light mortars.

**STANDARD:** The OPFOR element attempts to seize the terrain, vehicles, or equipment. 1. Develops an attack plan. 2. Surprises the enemy unit's main body. 3. Initiates the attack using a scheme of maneuver that exploits the enemy's flanks, gaps, and weaknesses. 4. Uses covered and concealed routes to approach the enemy forces' flanks, gaps, or weakly held areas. 5. Employs indirect fire to support the attack. 6. Penetrates enemy defenses. 7. Destroys equipment and supplies. 8. Inflicts heavy casualties. 9. Isolates the combat service support (CSS) base by blocking reinforcements. 10. Forces enemy units to displace. 11. Avoids being fixed in one position. 12. Withdraws before the CSS base is reinforced with tactical combat forces.

**TASK:** Disrupt Assembly Area (AA) Activities (5-OPFOR-0013)

**CONDITION:** Intelligence reports indicate that platoon- and company-size enemy units are operating in the opposing forces (OPFOR) area of operations. Enemy units can defend from AAs with direct fire, antiarmor weapons, and indirect fire. The enemy has close air support (CAS) and nuclear, biological, and chemical (NBC) capabilities.

**STANDARD:** The OPFOR element locates and disrupts the enemy's AA activities. 1. Locates the element's AA. 2. Probes the AA with squad- or team-size elements. 3. Inflicts more than 5 percent casualties on the element. 4. Disrupts the element's preparations (prevents or delays beyond the element's allotted time).

**TASK:** Maintain Contact (5-OPFOR-0003)

**CONDITION:** The opposing forces (OPFOR) element is engaged with enemy base defense forces. The enemy forces are withdrawing under pressure.

**STANDARD:** The OPFOR element maintains enemy contact while the enemy withdraws. 1. Engages the enemy forces decisively. 2. Advances the OPFOR as the enemy forces withdraw. 3. Inflicts heavy casualties. 4. Captures the members of the enemy force. 5. Captures documents and equipment. 6. Safeguards captured documents, equipment, and personnel.

**ELEMENTS:** Company  
 Three Engineer Platoon Headquarters  
 Nine Engineer Squads  
 Assault and Obstacle Platoon Headquarters  
 Obstacle Section  
 Three Assault Sections

**TASK:** Construct Wire Obstacles (05-3-0303)  
 (FM 5-34) (FM 20-32) (FM 5-102)  
 (FM 90-7)

**ITERATION:** 1 2 3 4 5 M (Circle)

**COMMANDER/LEADER ASSESSMENT:** T P U (Circle)

**CONDITIONS:** The element receives a fragmentary order (FRAGO) or an operation order (OPORD) to construct a wire obstacle at an 8-digit grid location to reinforce terrain in support of the scheme of maneuver. The element has the materials available to construct the wire obstacle. The wire obstacle may be emplaced as a tactical or protective obstacle. Digital units have performed functionality checks, and systems are operational. Some iterations of this task should be performed in MOPP4.

**TASK STANDARDS:** The element emplaces the obstacle to standard according to higher headquarters (HQ) requirements (tactical [disrupt, fix, turn, or block] or protective) and the timeline specified in the FRAGO or OPORD. The element sites and constructs the obstacle, performs an obstacle turnover, and reports to higher HQ or the supported maneuver unit HQ. Digital units send and receive reports using frequency-modulated (FM) or digital means. The element updates overlays and provides appropriate Department of the Army (DA) forms according to the unit's tactical standing operating procedure (TACSOP) and the applicable Standardization Agreement (STANAG). The time required to conduct this task is increased when conducted in mission-oriented protection posture (MOPP) 4.

TASK STEPS AND PERFORMANCE MEASURES	GO	NO-GO
<p>* 1. The element leader receives a FRAGO or OPORD to construct a wire obstacle to reinforce terrain in support of the scheme of maneuver.                      NOTE: Digital units send orders and reports and perform a map reconnaissance using the Army Battle Command System (ABCS) according to the unit's TACSOP.</p> <ul style="list-style-type: none"> <li>a. Conducted a thorough map reconnaissance, including the route and the terrain.</li> <li>b. Reviewed the unit's standing operating procedure (SOP) or TACSOP.</li> <li>c. Conducted troop-leading procedures.</li> <li>d. Conducted precombat checks (PCCs) and precombat inspections (PCIs).</li> <li>e. Conducted a risk management assessment and a safety briefing according to the unit's SOP or TACSOP.</li> </ul> <p>* 2. The element leader prepares to construct a wire obstacle.</p> <ul style="list-style-type: none"> <li>a. Reconnoitered the site to consider needed security, potential actions on contact, and the accessibility of materials.</li> <li>b. Organized the work party.</li> </ul> <p>* 3. The element leader and overwatch units site the obstacle as part of the overwatch unit's engagement area (EA) development process.                      NOTE: Cover the obstacle with direct and/or indirect fire.</p> <p>4. The element constructs the wire obstacle.</p>		

TASK STEPS AND PERFORMANCE MEASURES	GO	NO-GO
<p>NOTE: Digital units report obstacle completion and locations by populating the Force XXI Battle Command Brigade and Below (FBCB2) System and report to higher HQ according to the unit's TACSOP.</p> <p>a. Used triple-standard concertina.</p> <ol style="list-style-type: none"> <li>(1) Worked from the enemy side to the friendly side.</li> <li>(2) Spaced the pickets at 3.8-meter (5-pace) intervals.</li> </ol> <p>NOTE: 1 meter equals 1.3 paces.</p> <ol style="list-style-type: none"> <li>(3) Staggered the rear row.</li> <li>(4) Secured the bottom rolls with horizontal wire on both the enemy side and the friendly side.</li> <li>(5) Anchored the horizontal wire to the anchor (short) pickets, 1.5 meters (2 paces) from the end of the long pickets.</li> <li>(6) Secured the top roll, the horizontal wire, and the bottom roll on the friendly side with wire ties midway between pickets.</li> <li>(7) Completed construction within the time standard of 1 squad hour per 100 meters during daylight or 1.5 squad hours per 100 meters in darkness.</li> </ol> <p>b. Prepared the knife rest.</p> <ol style="list-style-type: none"> <li>(1) Prepared a knife rest 3 to 5 meters long.</li> <li>(2) Secured the knife rest to the ground 3 to 5 meters between the cross members with a minimum height of 1.2 meters and tightly lashed together.</li> <li>(3) Completed construction within the time standard of 1 squad hour per knife rest during daylight or 1.5 squad hours per knife rest in darkness.</li> </ol> <p>c. Prepared a double-apron, 4-2 pace fence.</p> <ol style="list-style-type: none"> <li>(1) Laid the fence centerline.</li> <li>(2) Spaced the long pickets at 3-meter (4-pace) intervals.</li> <li>(3) Spaced anchor pickets 1.5 meters (2 paces) in each direction away from the centerline and midway between the long pickets.</li> <li>(4) Installed all 12 wires working from the enemy side to the friendly side.</li> </ol> <p>NOTE: No antitank mines should be placed in the fence.</p> <ol style="list-style-type: none"> <li>(5) Used the correct wire ties and ensured that all of the wires were tight.</li> <li>(6) Completed construction within the time standard of 3 squad hours per 100 meters during daylight or 4.5 squad hours per 100 meters in darkness.</li> </ol> <p>d. Constructed an 11-row antivehicular wire obstacle.</p> <ol style="list-style-type: none"> <li>(1) Spaced pickets at 3.8-meter (5-pace) intervals.</li> <li>(2) Placed the concertina wire over the long pickets and placed a 20-centimeter-diameter log between the 5th and 6th rows.</li> <li>(3) Anchored the horizontal wires to the anchor stakes, 1.5 meters (2 paces) from each end of the concertina.</li> <li>(4) Ensured that the obstacle was no less than 10 meters (11 rows) deep.</li> <li>(5) Completed construction within the time standard of 1squad hour during daylight or 2 squad hours in darkness.</li> </ol> <p>NOTE: The time standard given is for entanglements that are 15 meters wide and 10 meters (11 rows) deep.</p> <p>* 5. The element leader ensures that the wire obstacle meets the commander's intent and requirements.</p> <p>* 6. The element leader submits initiation reports, status updates, and completion reports to higher HQ according to the unit's SOP or TACSOP.</p> <p>* 7. The element leader conducts an obstacle turnover to the overwatch unit according to the unit's SOP or TACSOP.</p>		



TASK STEPS AND PERFORMANCE MEASURES	GO	NO-GO
NOTE: Refer to Field Manual (FM) 20-32 for information on how to prepare an obstacle turnover checklist.		

TASK PERFORMANCE / EVALUATION SUMMARY BLOCK							
ITERATION	1	2	3	4	5	M	TOTAL
TOTAL TASK STEPS EVALUATED							
TOTAL TASK STEPS "GO"							
TRAINING STATUS "GO"/"NO-GO"							

"\*" indicates a leader task step.

**SUPPORTING INDIVIDUAL TASKS**

Task Number	Task Title	References
052-195-2101	Direct Construction of Wire Entanglements	STP 5-12B24-SM-TG
052-195-3066	Direct Construction of Nonexplosive Obstacles	STP 5-62G13-SM-TG STP 5-12B24-SM-TG
052-195-3067	Determine Logistical Requirements for Wire Obstacles	STP 5-62G13-SM-TG STP 5-12B24-SM-TG STP 5-62G13-SM-TG

**SUPPORTING COLLECTIVE TASKS**

Task Number	Task Title	References
05-2-0001	Prepare an Obstacle Plan	ARTEP 5-027-35-MTP ARTEP 5-053-35-MTP ARTEP 5-063-35-MTP ARTEP 5-113-35-MTP ARTEP 5-157-35-MTP ARTEP 5-217-35-MTP ARTEP 5-335-65-MTP ARTEP 5-337-35-MTP ARTEP 5-427-35-MTP ARTEP 5-435-67-MTP ARTEP 5-437-36-MTP ARTEP 5-437-38-MTP ARTEP 5-447-35-MTP ARTEP 5-447-37-MTP
05-2-7008	Prepare an Operation Order (OPORD) (Company/Platoon)	ARTEP 5-026-34-MTP ARTEP 5-027-10-MTP ARTEP 5-027-35-MTP ARTEP 5-053-11-MTP ARTEP 5-053-12-MTP ARTEP 5-053-35-MTP ARTEP 5-063-10-MTP ARTEP 5-063-11-MTP ARTEP 5-063-35-MTP ARTEP 5-113-11-MTP ARTEP 5-113-12-MTP

**SUPPORTING COLLECTIVE TASKS**

<b>Task Number</b>	<b>Task Title</b>	<b>References</b>
		ARTEP 5-113-35-MTP
		ARTEP 5-145-12-MTP
		ARTEP 5-145-32-MTP
		ARTEP 5-156-34-MTP
		ARTEP 5-157-10-MTP
		ARTEP 5-157-35-MTP
		ARTEP 5-216-34-MTP
		ARTEP 5-217-10-MTP
		ARTEP 5-217-35-MTP
		ARTEP 5-335-60-MTP
		ARTEP 5-335-65-MTP
		ARTEP 5-335-70-MTP
		ARTEP 5-336-34-MTP
		ARTEP 5-337-10-MTP
		ARTEP 5-337-35-MTP
		ARTEP 5-413-35-MTP
		ARTEP 5-416-14-MTP
		ARTEP 5-416-34-MTP
		ARTEP 5-417-13-MTP
		ARTEP 5-423-11-MTP
		ARTEP 5-423-35-MTP
		ARTEP 5-424-35-MTP
		ARTEP 5-426-34-MTP
		ARTEP 5-427-10-MTP
		ARTEP 5-427-35-MTP
		ARTEP 5-434-35-MTP
		ARTEP 5-436-35-MTP
		ARTEP 5-436-37-MTP
		ARTEP 5-437-10-MTP
		ARTEP 5-437-11-MTP
		ARTEP 5-437-36-MTP
		ARTEP 5-437-38-MTP
		ARTEP 5-446-34-MTP
		ARTEP 5-446-36-MTP
		ARTEP 5-447-10-MTP
		ARTEP 5-447-11-MTP
		ARTEP 5-447-35-MTP
		ARTEP 5-447-37-MTP
		ARTEP 5-463-10-MTP
		ARTEP 5-463-12-MTP
		ARTEP 5-463-15-MTP
		ARTEP 5-463-17-MTP
		ARTEP 5-463-35-MTP
		ARTEP 5-463-36-MTP
		ARTEP 5-473-35-MTP
		ARTEP 5-500-66-MTP
		ARTEP 5-520-10-MTP
		ARTEP 5-520-12-MTP
		ARTEP 5-520-14-MTP
		ARTEP 5-530-14-MTP
		ARTEP 5-530-16-MTP
		ARTEP 5-603-35-MTP
		ARTEP 5-605-66-MTP

**SUPPORTING COLLECTIVE TASKS**

<b>Task Number</b>	<b>Task Title</b>	<b>References</b>
		ARTEP 5-607-35-MTP
		ARTEP 5-608-35-MTP
		ARTEP 5-616-34-MTP
		ARTEP 5-617-10-MTP
		ARTEP 5-617-11-MTP
		ARTEP 5-617-35-MTP

**OPFOR TASKS AND STANDARDS**

**TASK:** Maintain Contact (5-OPFOR-0003)

**CONDITION:** The opposing forces (OPFOR) element is engaged with enemy base defense forces. The enemy forces are withdrawing under pressure.

**STANDARD:** The OPFOR element maintains enemy contact while the enemy withdraws. 1. Engages the enemy forces decisively. 2. Advances the OPFOR as the enemy forces withdraw. 3. Inflicts heavy casualties. 4. Captures the members of the enemy force. 5. Captures documents and equipment. 6. Safeguards captured documents, equipment, and personnel.

**TASK:** Conduct an Ambush (5-OPFOR-0007)

**CONDITION:** The enemy is moving in a convoy. The opposing forces (OPFOR) element is positioned along the enemy's route.

**STANDARD:** The OPFOR element inflicts casualties on the enemy and causes vehicle and equipment damage. 1. Prepares an ambush site before the element arrives. 2. Surprises march element forces. 3. Inflicts heavy casualties within the designated kill zone. 4. Inflicts heavy damage to vehicles and equipment within the designated kill zone. 5. Delays the march element from reaching a specified destination for a specified period of time. 6. Withdraws on order. 7. Sustains no casualties. 8. Reports actions to superiors.

**TASK:** Defeat Obstacles (5-OPFOR-0009)

**CONDITION:** The opposing forces (OPFOR) element encounters an obstacle that blocks the avenue of approach as it advances upon the enemy forces.

**STANDARD:** The OPFOR element bypasses or breaches the enemy obstacle. 1. Detects the obstacle before halting its main body. 2. Defeats the obstacle. a. Bypasses the obstacle without entering the engagement areas. b. Breaches the obstacle within 45 minutes and passes its entire force through the obstacle. 3. Does not incur degradation to the point that the mission must be discontinued.

**TASK:** Gather Intelligence (5-OPFOR-0011)

**CONDITION:** The opposing forces (OPFOR) small element, operating in the rear area, is planning attacks on enemy bases. Information is needed to complete the plans.

**STANDARD:** The OPFOR element infiltrates, gathers intelligence information, and submits its findings to the command. 1. Identifies all priority intelligence requirements (PIR) and other intelligence requirements. 2. Passes through any outpost, defensive wire, or warning devices undetected. 3. Moves to an observation point that offers cover and concealment and is clear enough to gather PIR and other intelligence requirements. 4. Gathers all PIR and other intelligence requirements. 5. Withdraws from the area undetected. 6. Reports all information to the OPFOR headquarters (HQ).

**TASK:** Disrupt Movement (5-OPFOR-0014)

**CONDITION:** The enemy is expected to move through the opposing forces (OPFOR) element's area of operations. The OPFOR element has received an operation order (OPORD) or fragmentary order (FRAGO) to disrupt enemy movement. The enemy has the capability to defend with direct fire and antiarmor weapons.

**STANDARD:** The OPFOR element delays enemy movement. 1. Delays the element. 2. Forces the element to deviate from its route. 3. Prevents the element from reaching its destination. 4. Surprises the element's main body.

**TASK:** Disrupt Defensive Preparations (5-OPFOR-0018)

**CONDITION:** The opposing forces (OPFOR) element has located the enemy. Priority intelligence requirements (PIR) and other intelligence requirements obtained by OPFOR patrols indicate that the enemy elements are establishing defensive positions. The OPFOR element has automatic and antiarmor weapons and light mortars.

**STANDARD:** The OPFOR element disrupts and delays the enemy's defensive preparations. 1. Locates and penetrates the enemy's security system. 2. Forces the enemy to delay defensive preparations. 3. Disrupts the enemy's obstacle preparations.

**TASK:** Disrupt a Net Control Station (NCS) (5-OPFOR-0019)

**CONDITION:** The enemy has established a NCS. The opposing forces (OPFOR) element has radio and jamming equipment.

**STANDARD:** The OPFOR element attempts to disrupt an NCS. 1. Attempts to locate the radio frequency that the unit is operating on. 2. Attempts to enter the radio net. 3. Attempts to issue "bogus" orders to a unit on the net. 4. Jams the radio frequency and forces the unit to go to an alternate frequency.

**TASK:** Conduct Sniper Operations (5-OPFOR-0006)

**CONDITION:** The opposing forces (OPFOR) element has assigned snipers (regular or irregular elements) in the enemy's rear area along the main supply route (MSR) and near support sites.

**STANDARD:** The OPFOR element kills or wounds targets. 1. Sets up a well-concealed location. 2. Engages vehicle drivers or personnel on foot with short bursts of semiautomatic fire. 3. Kills or wounds selected targets. 4. Prevents the position from being discovered by enemy forces. 5. Evacuates the area without being spotted. 6. Reports all specified priority intelligence requirements (PIR) and other intelligence requirements to the OPFOR headquarters (HQ).

**TASK:** Disrupt a Route Reconnaissance (5-OPFOR-0021)

**CONDITION:** The enemy is conducting a route reconnaissance. The opposing forces (OPFOR) element is positioned along the enemy's route.

**STANDARD:** The OPFOR element attempts to disrupt a squad/section conducting a route reconnaissance. 1. Prevents the unit from meeting its specified time schedule. 2. Forces the unit to deviate from its specified route. 3. Prevents the unit from reaching its assigned destination. 4. Surprises the squad/section. 5. Inflicts casualties on the unit.

**TASK:** Conduct an Attack (5-OPFOR-0008)

**CONDITION:** The enemy is conducting tactical operations. The opposing forces (OPFOR) element receives orders to attack the enemy, the area of occupation, or the main supply route (MSR) with smoke.

**STANDARD:** The OPFOR element disrupts the enemy's movement and smoke operations. 1. Determines the delivery method of the smoke attack. 2. Locates the target. 3. Delivers the smoke attack downwind. 4. Attacks the enemy with smoke, and surge attacks when the enemy responds to the smoke.

**TASK:** Disrupt Construction of Vehicle Fighting Positions (5-OPFOR-0020)

**CONDITION:** The opposing forces (OPFOR) element has located the enemy. The priority intelligence requirements (PIR) and other intelligence obtained by OPFOR patrols indicate the enemy is constructing vehicle fighting positions within its defensive area. The OPFOR element has automatic and antiarmor weapons and light mortars.

**STANDARD:** The OPFOR element attempts to disrupt the enemy's efforts to establish vehicle fighting positions. 1. Locates the defensive area. 2. Surprises the main body. 3. Penetrates the defensive area with squad-size probes. 4. Inflicts casualties on the unit. 5. Destroys vehicles. 6. Disrupts the unit's preparations (prevents or delays beyond the unit's allotted time).

**TASK:** Disrupt an Engineer Reconnaissance (5-OPFOR-0022)

**CONDITION:** The enemy is conducting an engineer reconnaissance. The opposing forces (OPFOR) element is positioned along the enemy's route.

**STANDARD:** The OPFOR element disrupts an engineer reconnaissance. 1. Prevents the unit from meeting its specified time schedule. 2. Forces the unit to deviate from its specified route. 3. Prevents the unit from accomplishing its assigned engineer reconnaissance. 4. Surprises the unit conducting the reconnaissance.

**TASK:** Conduct an Aerial Reconnaissance (5-OPFOR-0010)

**CONDITION:** The opposing forces (OPFOR) headquarters (HQ) element requires intelligence on the locations and identification of enemy elements. An aircraft is dispatched to take photographs and make a visual inspection of the enemy rear area.

**STANDARD:** The OPFOR element gathers photograph intelligence of the enemy. 1. Photographs the assigned sectors. 2. Makes quick visual checks where the ceiling is low. 3. Locates enemy positions in the area, particularly support and storage bases, and command and control (C2) facilities. 4. Sustains no loss of aircraft. 5. Reports priority intelligence requirements (PIR) and other information requirements to the OPFOR HQ.

**TASK:** Conduct Terrorist and Saboteur Attacks (5-OPFOR-0005)

**CONDITION:** The opposing forces (OPFOR) element dispatches small teams into the enemy's rear area to disrupt combat service support (CSS) operations.

**STANDARD:** The enemy sustains disrupted command and control (C2), destroyed equipment and supplies, and light casualties. 1. Locates rear support bases and C2 facilities. 2. Delays and disrupts CSS operations through probes. 3. Infiltrates CSS bases to conduct sabotage and terrorist activities. 4. Inflicts light casualties. 5. Destroys supplies and equipment.

**TASK:** Conduct a Raid (5-OPFOR-0004)

**CONDITION:** The opposing forces (OPFOR) element has occupied an objective rally point and has orders to conduct a raid on a combat service support (CSS) base.

**STANDARD:** The OPFOR element infiltrates the enemy's base and destroys all of the targets. 1. Surprises the enemy forces. 2. Assaults the support base and accomplishes the assigned tasks. 3. Destroys the specified equipment and supplies. 4. Avoids being decisively engaged. 5. Withdraws all personnel from the objective areas within the time prescribed. 6. Obtains all priority intelligence requirements (PIR) from the raid site. 7. Sustains only light casualties from enemy fire.

**TASK:** Surrender to the Capturing Unit on the Battlefield (5-OPFOR-0024)

**CONDITION:** The enemy has captured the opposing forces (OPFOR) element's soldiers, documents, and equipment sensitive to the OPFOR tactical operations.

**STANDARD:** The OPFOR soldiers retain or destroy documents and equipment. The OPFOR element surrenders documents and equipment of no tactical use to the enemy and attempts to conceal or destroy items of tactical value. The OPFOR element attempts escape and evasion. 1. Prevents the successful capture of documents and equipment. 2. Destroys documents and equipment. 3. Removes identifying markings from equipment. 4. Removes unit-identifying insignia. 5. Provides misleading information. 6. Plans an escape. 7. Delays movement to the nearest collection point. 8. Prevents safeguarding of enemy prisoners of war (EPWs) in order to cause embarrassment to the United States (US).

**TASK:** Disrupt Quartering Party Operations (5-OPFOR-0017)

**CONDITION:** The enemy is conducting quartering party operations. It has established an assembly area (AA) but has not moved in the main body.

**STANDARD:** The opposing forces (OPFOR) element attempts to disrupt quartering party operations and infiltrate the enemy's AA. 1. Locates the quartering party and the AA. 2. Surprises the main body. 3. Penetrates the AA with squad-size probes. 4. Inflicts personnel casualties and vehicle damage. 5. Disrupts the unit's preparations (prevents or delays beyond the unit's allotted time).

**TASK:** Disrupt Enemy Movement and Operations Using Tactical Nuclear Weapons (5-OPFOR-0016)

**CONDITION:** The opposing forces (OPFOR) element has located the enemy. Priority intelligence requirements (PIR) and other intelligence requirements have been obtained by OPFOR patrols. Tactical nuclear weapons are employed against key locations in the rear area.

**STANDARD:** The OPFOR element disrupts enemy movement and operations. 1. Disrupts or delays the movement of the enemy's equipment and supplies to the forward areas. 2. Destroys enemy equipment and supplies. 3. Inflicts a high rate of nuclear casualties among the enemy forces. 4. Denies the enemy the use of specified areas. 5. Contaminates the enemy's equipment and supplies.

**TASK:** Disrupt Enemy Movement and Operations Using Persistent and Nonpersistent Chemical Weapons (5-OPFOR-0015)

**CONDITION:** The opposing forces (OPFOR) element has located the enemy. Priority intelligence requirements (PIR) and other intelligence requirements have been obtained by OPFOR patrols. The OPFOR units deliver chemical agents, by means of conventional artillery weapons or aircraft, along selected supply routes and key bases in the rear area.

**STANDARD:** The OPFOR element disrupts enemy movement and operations using persistent and nonpersistent chemical weapons. 1. Delivers chemical agents in low and densely wooded areas. 2. Delays the movement of enemy supplies and equipment to the forward areas. 3. Restricts the movement of the enemy units in the rear area. 4. Channels the movement of enemy units into predesignated ambush areas. 5. Contaminates enemy supplies and equipment. 6. Inflicts a high rate of casualties on enemy forces.

**TASK:** Counter Passage of Lines (5-OPFOR-0012)

**CONDITION:** Enemy forces are in defensive positions, but they are expected to attempt passage-of-lines operations. The opposing forces (OPFOR) received orders to disrupt enemy passage-of-lines operations.

**STANDARD:** The OPFOR element delays or prevents enemy passage of lines. 1. Delays the passage. 2. Prevents the company from moving all personnel through the stationary unit. 3. Engages the main body of either the moving or the stationary unit.

**TASK:** Conduct Air Attacks (5-OPFOR-0002)

**CONDITION:** The opposing forces (OPFOR) element in the rear area has forwarded the positions of the enemy support sites or the locations of moving elements. The OPFOR aircraft have been dispatched to attack enemy installations or convoys.

**STANDARD:** The OPFOR element attempts to delay, disrupt, or damage the enemy targets by air. 1. Locates the target (support sites or convoys). 2. Makes attack runs on the designated targets. 3. Inflicts heavy damage to the selected target. 4. Sustains no loss of aircraft. 5. Delays moving the force for more than one hour.

**TASK:** Defend a Minefield (5-OPFOR-0023)

**CONDITION:** The enemy is conducting a minefield sweeping operation. The opposing forces (OPFOR) element has a minefield placed in the enemy's path. The minefield is under constant observation and fire.

**STANDARD:** The OPFOR element defends a minefield against an enemy element conducting a minefield sweeping operation. 1. Prevents the unit from detecting the obstacle. 2. Disrupts the minefield sweeping operation. 3. Prevents the unit from conducting the minefield sweeping operation, prevents the unit from moving all personnel through the breach, or delays the completion of the minefield sweeping operation for more than 45 minutes.

**TASK:** Attack (5-OPFOR-0001)

**CONDITION:** The opposing forces (OPFOR) element has located the enemy. The priority intelligence requirements (PIR) and other intelligence requirements have been obtained by OPFOR patrols. The OPFOR element has automatic and antiarmor weapons and light mortars.

**STANDARD:** The OPFOR element attempts to seize the terrain, vehicles, or equipment. 1. Develops an attack plan. 2. Surprises the enemy unit's main body. 3. Initiates the attack using a scheme of maneuver that exploits the enemy's flanks, gaps, and weaknesses. 4. Uses covered and concealed routes to approach the enemy forces' flanks, gaps, or weakly held areas. 5. Employs indirect fire to support the attack. 6. Penetrates enemy defenses. 7. Destroys equipment and supplies. 8. Inflicts heavy casualties. 9. Isolates the combat service support (CSS) base by blocking reinforcements. 10. Forces enemy units to displace. 11. Avoids being fixed in one position. 12. Withdraws before the CSS base is reinforced with tactical combat forces.

**TASK:** Disrupt Assembly Area (AA) Activities (5-OPFOR-0013)

**CONDITION:** Intelligence reports indicate that platoon- and company-size enemy units are operating in the opposing forces (OPFOR) area of operations. Enemy units can defend from AAs with direct fire, antiarmor weapons, and indirect fire. The enemy has close air support (CAS) and nuclear, biological, and chemical (NBC) capabilities.

**STANDARD:** The OPFOR element locates and disrupts the enemy's AA activities. 1. Locates the element's AA. 2. Probes the AA with squad- or team-size elements. 3. Inflicts more than 5 percent casualties on the element. 4. Disrupts the element's preparations (prevents or delays beyond the element's allotted time).



**ELEMENTS:** Three Engineer Platoon Headquarters  
 Nine Engineer Squads  
 Assault and Obstacle Platoon Headquarters  
 Obstacle Section  
 Three Assault Sections

**TASK:** Establish Jobsite Security (05-3-0904.05-R01A)  
 (FM 7-8) (FM 5-10) (FM 5-34)  
 (FM 71-1) (FM 7-7) (FM 7-8)

**ITERATION:** 1 2 3 4 5 M (Circle)  
**COMMANDER/LEADER ASSESSMENT:** T P U (Circle)

**CONDITIONS:** The element receives a fragmentary order (FRAGO) or an operation order (OPORD) to conduct a tactical mission at an eight-digit grid location. Digital units have performed functionality checks, and systems are operational. This task is performed during darkness and daylight and in all weather conditions. Some iterations of this task should be performed in MOPP4.

**TASK STANDARDS:** The element establishes local security and tenable defensive positions that provide early warning and protection from an enemy attack. The enemy's presence is not a surprise. The only time restraints are those specified in the FRAGO or the OPORD. Digital units submit reports and locations using frequency-modulated (FM) or digital means to update the common operational picture (COP) and maintain situational awareness (SA) to conduct combat operations. The time required to perform this task is increased when conducting it in mission-oriented protection posture (MOPP) 4.

TASK STEPS AND PERFORMANCE MEASURES	GO	NO-GO
<p>* 1. The element leader receives a FRAGO or an OPORD to conduct a tactical mission at an eight-digit grid location.</p> <ul style="list-style-type: none"> <li>a. Conducted a mission analysis.                             <ul style="list-style-type: none"> <li>(1) If a maneuver force was providing security, the element followed procedures beginning with Subtask 4.</li> <li>(2) If the unit was working alone or in an isolated area, the element leader designated overwatch and reconnaissance/minesweeping teams and followed procedures beginning with Subtask 2.</li> </ul> </li> <li>b. Conducted a thorough map reconnaissance.</li> </ul> <p>NOTE: Digital units request intelligence information by requesting All-Source Analysis System (ASAS) information and Digital Topographic Support System (DTSS) products from higher headquarters (HQ).</p> <ul style="list-style-type: none"> <li>c. Reviewed the unit's tactical standing operating procedure (TACSOP) or standing operating procedure (SOP).</li> <li>d. Conducted troop-leading procedures.</li> <li>e. Conducted precombat checks (PCCs) and precombat inspections (PCIs).</li> </ul> <p>* 2. The element occupies a stationary overwatch position at the site. The overwatch team leader--</p> <ul style="list-style-type: none"> <li>a. Selected a covered and concealed position.</li> <li>b. Assigned a sector of observation and fire.</li> <li>c. Directed the overwatch team to use all available sights and other visual devices to scan the sector and identify enemy forces.</li> </ul> <p>3. The reconnaissance/minesweeping team secures the site.</p> <ul style="list-style-type: none"> <li>a. Checked for a possible enemy ambush at the site.</li> </ul>		

TASK STEPS AND PERFORMANCE MEASURES	GO	NO-GO
<p>b. Located, marked, and reported any mines or unexploded ordnance (UXO) on the site. The chain of command reported the hazard to explosive ordnance disposal (EOD) personnel for disposal.</p> <p>4. The element moves into and occupies the position after the site is clear.</p> <p>* 5. The element leader reconnoiters tentative fighting positions.</p> <ul style="list-style-type: none"> <li>a. Identified avenues of approach.</li> <li>b. Identified observation posts (OP) or patrol routes to secure the perimeter.</li> <li>c. Identified crew-served weapons positions.</li> <li>d. Established withdrawal routes.</li> <li>e. Identified dismounted-personnel positions.</li> <li>f. Positioned vehicles in covered and concealed positions.</li> <li>g. Established sectors of fire and general positions for crew-served weapons and vehicles.</li> <li>h. Designated which fighting positions, OPs, or patrols would be manned full time. The patrol or OP team moved to an assigned position. The patrol or OP team--               <ul style="list-style-type: none"> <li>(1) Provided early warning and close-in security.</li> <li>(2) Offered cover and concealment for occupants.</li> <li>(3) Established a concealed route leading to and away from the OP.</li> <li>(4) Operated according to the unit's TACSOP or SOP until relieved.</li> <li>(5) Maintained communications with the command post.</li> </ul> </li> <li>i. Supervised the positioning of the chemical alarm.               <ul style="list-style-type: none"> <li>(1) Placed the alarm 150 meters upwind from the unit.</li> <li>(2) Ensured that the alarm was within visible site of the elements position to prevent it from being tampered with by the enemy.</li> <li>(3) Did not place the alarm in a depression.</li> <li>(4) Moved the chemical alarm if the wind shifted.</li> </ul> </li> <li>j. Subordinate leaders designated individual positions.               <ul style="list-style-type: none"> <li>(1) Designated primary fighting positions.</li> <li>(2) Designated alternate fighting positions.</li> <li>(3) Established sectors of fire for each individual and ensured that individual range cards and element sector sketches were complete according to the unit's TACSOP or SOP.</li> </ul> </li> </ul> <p>NOTE: The unit's TACSOP or SOP should have a set time standard for completing the range cards and sector sketches.</p> <ul style="list-style-type: none"> <li>k. Maintained communications with the supported maneuver force and higher HQ.</li> <li>l. Emplaced protective obstacles, if required, based on the five-step risk management process.</li> </ul> <p>NOTE: The unit should establish alert procedures and rehearse the procedures onsite with a 100 percent occupation of the position.</p> <p>6. The element begins work.</p> <ul style="list-style-type: none"> <li>a. Kept individual weapons within close reach.</li> <li>b. Maintained noise and light discipline.</li> <li>c. Maintained camouflage procedures.</li> <li>d. Maintained the directed MOPP level.</li> <li>e. Maintained communications with the supported maneuver force or higher HQ.</li> </ul> <p>NOTE: Digital units send reports and update the COP using the Force XXI Battle Command Brigade and Below (FBCB2) System or FM means according to the unit's TACSOP.</p>		

TASK PERFORMANCE / EVALUATION SUMMARY BLOCK							
ITERATION	1	2	3	4	5	M	TOTAL
TOTAL TASK STEPS EVALUATED							
TOTAL TASK STEPS "GO"							
TRAINING STATUS "GO"/"NO-GO"							

"\*" indicates a leader task step.

**SUPPORTING INDIVIDUAL TASKS**

Task Number	Task Title	References
031-503-4002	Supervise Unit Preparation for NBC Attack	STP 21-24-SMCT
052-194-3500	Conduct a Patrol	STP 5-12B24-SM-TG STP 5-62G13-SM-TG

**SUPPORTING COLLECTIVE TASKS**

Task Number	Task Title	References
05-2-0301	Camouflage Vehicles and Equipment	ARTEP 5-025-66-MTP ARTEP 5-026-34-MTP ARTEP 5-027-35-MTP ARTEP 5-053-11-MTP ARTEP 5-053-12-MTP ARTEP 5-053-35-MTP ARTEP 5-063-10-MTP ARTEP 5-063-11-MTP ARTEP 5-063-35-MTP ARTEP 5-113-11-MTP ARTEP 5-113-12-MTP ARTEP 5-113-35-MTP ARTEP 5-155-66-MTP ARTEP 5-156-34-MTP ARTEP 5-157-10-MTP ARTEP 5-157-35-MTP ARTEP 5-215-66-MTP ARTEP 5-216-34-MTP ARTEP 5-217-10-MTP ARTEP 5-217-35-MTP ARTEP 5-332-68-MTP ARTEP 5-335-65-MTP ARTEP 5-335-66-MTP ARTEP 5-335-70-MTP ARTEP 5-336-34-MTP ARTEP 5-337-10-MTP ARTEP 5-337-35-MTP ARTEP 5-413-35-MTP ARTEP 5-416-34-MTP ARTEP 5-417-13-MTP ARTEP 5-417-17-MTP ARTEP 5-417-35-MTP ARTEP 5-423-11-MTP ARTEP 5-424-35-MTP ARTEP 5-425-66-MTP

**SUPPORTING COLLECTIVE TASKS**

Task Number	Task Title	References
		ARTEP 5-426-34-MTP
		ARTEP 5-427-10-MTP
		ARTEP 5-427-35-MTP
		ARTEP 5-434-35-MTP
		ARTEP 5-435-66-MTP
		ARTEP 5-435-67-MTP
		ARTEP 5-436-35-MTP
		ARTEP 5-436-37-MTP
		ARTEP 5-437-10-MTP
		ARTEP 5-437-11-MTP
		ARTEP 5-437-36-MTP
		ARTEP 5-437-38-MTP
		ARTEP 5-443-35-MTP
		ARTEP 5-445-64-MTP
		ARTEP 5-445-66-MTP
		ARTEP 5-446-34-MTP
		ARTEP 5-446-36-MTP
		ARTEP 5-447-10-MTP
		ARTEP 5-447-11-MTP
		ARTEP 5-447-35-MTP
		ARTEP 5-447-37-MTP
		ARTEP 5-463-10-MTP
		ARTEP 5-463-12-MTP
		ARTEP 5-463-15-MTP
		ARTEP 5-463-17-MTP
		ARTEP 5-463-35-MTP
		ARTEP 5-463-36-MTP
		ARTEP 5-473-35-MTP
		ARTEP 5-500-66-MTP
		ARTEP 5-520-10-MTP
		ARTEP 5-520-14-MTP
		ARTEP 5-530-14-MTP
		ARTEP 5-530-16-MTP
		ARTEP 5-603-35-MTP
		ARTEP 5-606-34-MTP
		ARTEP 5-607-35-MTP
05-2-0908	Conduct Quartering Party Operations	ARTEP 5-025-66-MTP
		ARTEP 5-026-34-MTP
		ARTEP 5-027-10-MTP
		ARTEP 5-027-35-MTP
		ARTEP 5-053-11-MTP
		ARTEP 5-053-12-MTP
		ARTEP 5-063-10-MTP
		ARTEP 5-063-11-MTP
		ARTEP 5-063-35-MTP
		ARTEP 5-113-11-MTP
		ARTEP 5-113-12-MTP
		ARTEP 5-113-35-MTP
		ARTEP 5-155-66-MTP
		ARTEP 5-156-34-MTP
		ARTEP 5-157-10-MTP
		ARTEP 5-157-35-MTP
		ARTEP 5-215-66-MTP

**SUPPORTING COLLECTIVE TASKS**

Task Number	Task Title	References
		ARTEP 5-216-34-MTP
		ARTEP 5-217-10-MTP
		ARTEP 5-217-35-MTP
		ARTEP 5-335-70-MTP
		ARTEP 5-337-10-MTP
		ARTEP 5-337-35-MTP
		ARTEP 5-413-35-MTP
		ARTEP 5-416-34-MTP
		ARTEP 5-417-35-MTP
		ARTEP 5-423-35-MTP
		ARTEP 5-424-35-MTP
		ARTEP 5-425-66-MTP
		ARTEP 5-426-34-MTP
		ARTEP 5-427-10-MTP
		ARTEP 5-427-35-MTP
		ARTEP 5-434-35-MTP
		ARTEP 5-436-35-MTP
		ARTEP 5-436-37-MTP
		ARTEP 5-437-10-MTP
		ARTEP 5-437-11-MTP
		ARTEP 5-437-36-MTP
		ARTEP 5-437-38-MTP
		ARTEP 5-443-35-MTP
		ARTEP 5-445-64-MTP
		ARTEP 5-445-66-MTP
		ARTEP 5-446-34-MTP
		ARTEP 5-446-36-MTP
		ARTEP 5-447-10-MTP
		ARTEP 5-447-11-MTP
		ARTEP 5-447-35-MTP
		ARTEP 5-447-37-MTP
		ARTEP 5-463-10-MTP
		ARTEP 5-463-12-MTP
		ARTEP 5-463-15-MTP
		ARTEP 5-463-17-MTP
		ARTEP 5-463-35-MTP
		ARTEP 5-463-36-MTP
		ARTEP 5-473-35-MTP
		ARTEP 5-500-66-MTP
		ARTEP 5-603-35-MTP
		ARTEP 5-606-34-MTP
		ARTEP 5-607-35-MTP
		ARTEP 5-608-35-MTP
05-2-1218	Conduct Report Procedures	ARTEP 5-026-34-MTP
		ARTEP 5-027-10-MTP
		ARTEP 5-053-11-MTP
		ARTEP 5-053-12-MTP
		ARTEP 5-053-35-MTP
		ARTEP 5-063-10-MTP
		ARTEP 5-063-11-MTP
		ARTEP 5-063-35-MTP
		ARTEP 5-113-11-MTP
		ARTEP 5-113-12-MTP

**SUPPORTING COLLECTIVE TASKS**

Task Number	Task Title	References
05-2-7008	Prepare an Operation Order (OPORD) (Company/Platoon)	ARTEP 5-113-35-MTP ARTEP 5-156-34-MTP ARTEP 5-157-10-MTP ARTEP 5-216-34-MTP ARTEP 5-217-10-MTP ARTEP 5-335-60-MTP ARTEP 5-335-65-MTP ARTEP 5-337-10-MTP ARTEP 5-337-35-MTP ARTEP 5-423-11-MTP ARTEP 5-424-35-MTP ARTEP 5-426-34-MTP ARTEP 5-427-10-MTP ARTEP 5-434-35-MTP ARTEP 5-435-67-MTP ARTEP 5-437-10-MTP ARTEP 5-437-11-MTP ARTEP 5-437-36-MTP ARTEP 5-437-38-MTP ARTEP 5-446-34-MTP ARTEP 5-446-36-MTP ARTEP 5-447-10-MTP ARTEP 5-447-11-MTP ARTEP 5-463-10-MTP ARTEP 5-463-12-MTP ARTEP 5-463-15-MTP ARTEP 5-463-17-MTP ARTEP 5-603-35-MTP ARTEP 5-026-34-MTP
		ARTEP 5-027-10-MTP ARTEP 5-027-35-MTP ARTEP 5-053-11-MTP ARTEP 5-053-12-MTP ARTEP 5-053-35-MTP ARTEP 5-063-10-MTP ARTEP 5-063-11-MTP ARTEP 5-063-35-MTP ARTEP 5-113-11-MTP ARTEP 5-113-12-MTP ARTEP 5-113-35-MTP ARTEP 5-145-12-MTP ARTEP 5-145-32-MTP ARTEP 5-156-34-MTP ARTEP 5-157-10-MTP ARTEP 5-157-35-MTP ARTEP 5-216-34-MTP ARTEP 5-217-10-MTP ARTEP 5-217-35-MTP ARTEP 5-335-60-MTP ARTEP 5-335-65-MTP ARTEP 5-335-70-MTP ARTEP 5-336-34-MTP

**SUPPORTING COLLECTIVE TASKS**

Task Number	Task Title	References
		ARTEP 5-337-10-MTP
		ARTEP 5-337-35-MTP
		ARTEP 5-413-35-MTP
		ARTEP 5-416-14-MTP
		ARTEP 5-416-34-MTP
		ARTEP 5-417-13-MTP
		ARTEP 5-423-11-MTP
		ARTEP 5-423-35-MTP
		ARTEP 5-424-35-MTP
		ARTEP 5-426-34-MTP
		ARTEP 5-427-10-MTP
		ARTEP 5-427-35-MTP
		ARTEP 5-434-35-MTP
		ARTEP 5-436-35-MTP
		ARTEP 5-436-37-MTP
		ARTEP 5-437-10-MTP
		ARTEP 5-437-11-MTP
		ARTEP 5-437-36-MTP
		ARTEP 5-437-38-MTP
		ARTEP 5-446-34-MTP
		ARTEP 5-446-36-MTP
		ARTEP 5-447-10-MTP
		ARTEP 5-447-11-MTP
		ARTEP 5-447-35-MTP
		ARTEP 5-447-37-MTP
		ARTEP 5-463-10-MTP
		ARTEP 5-463-12-MTP
		ARTEP 5-463-15-MTP
		ARTEP 5-463-17-MTP
		ARTEP 5-463-35-MTP
		ARTEP 5-463-36-MTP
		ARTEP 5-473-35-MTP
		ARTEP 5-500-66-MTP
		ARTEP 5-520-10-MTP
		ARTEP 5-520-12-MTP
		ARTEP 5-520-14-MTP
		ARTEP 5-530-14-MTP
		ARTEP 5-530-16-MTP
		ARTEP 5-603-35-MTP
		ARTEP 5-605-66-MTP
		ARTEP 5-607-35-MTP
		ARTEP 5-608-35-MTP
		ARTEP 5-616-34-MTP
		ARTEP 5-617-10-MTP
		ARTEP 5-617-11-MTP
		ARTEP 5-617-35-MTP

**OPFOR TASKS AND STANDARDS**

**TASK:** Defend a Minefield (5-OPFOR-0023)

**CONDITION:** The enemy is conducting a minefield sweeping operation. The opposing forces (OPFOR) element has a minefield placed in the enemy's path. The minefield is under constant observation and fire.

**STANDARD:** The OPFOR element defends a minefield against an enemy element conducting a minefield sweeping operation. 1. Prevents the unit from detecting the obstacle. 2. Disrupts the minefield sweeping operation. 3. Prevents the unit from conducting the minefield sweeping operation, prevents the unit from moving all personnel through the breach, or delays the completion of the minefield sweeping operation for more than 45 minutes.

**TASK:** Attack (5-OPFOR-0001)

**CONDITION:** The opposing forces (OPFOR) element has located the enemy. The priority intelligence requirements (PIR) and other intelligence requirements have been obtained by OPFOR patrols. The OPFOR element has automatic and antiarmor weapons and light mortars.

**STANDARD:** The OPFOR element attempts to seize the terrain, vehicles, or equipment. 1. Develops an attack plan. 2. Surprises the enemy unit's main body. 3. Initiates the attack using a scheme of maneuver that exploits the enemy's flanks, gaps, and weaknesses. 4. Uses covered and concealed routes to approach the enemy forces' flanks, gaps, or weakly held areas. 5. Employs indirect fire to support the attack. 6. Penetrates enemy defenses. 7. Destroys equipment and supplies. 8. Inflicts heavy casualties. 9. Isolates the combat service support (CSS) base by blocking reinforcements. 10. Forces enemy units to displace. 11. Avoids being fixed in one position. 12. Withdraws before the CSS base is reinforced with tactical combat forces.

**TASK:** Conduct Air Attacks (5-OPFOR-0002)

**CONDITION:** The opposing forces (OPFOR) element in the rear area has forwarded the positions of the enemy support sites or the locations of moving elements. The OPFOR aircraft have been dispatched to attack enemy installations or convoys.

**STANDARD:** The OPFOR element attempts to delay, disrupt, or damage the enemy targets by air. 1. Locates the target (support sites or convoys). 2. Makes attack runs on the designated targets. 3. Inflicts heavy damage to the selected target. 4. Sustains no loss of aircraft. 5. Delays moving the force for more than one hour.

**TASK:** Conduct a Raid (5-OPFOR-0004)

**CONDITION:** The opposing forces (OPFOR) element has occupied an objective rally point and has orders to conduct a raid on a combat service support (CSS) base.

**STANDARD:** The OPFOR element infiltrates the enemy's base and destroys all of the targets. 1. Surprises the enemy forces. 2. Assaults the support base and accomplishes the assigned tasks. 3. Destroys the specified equipment and supplies. 4. Avoids being decisively engaged. 5. Withdraws all personnel from the objective areas within the time prescribed. 6. Obtains all priority intelligence requirements (PIR) from the raid site. 7. Sustains only light casualties from enemy fire.

**TASK:** Conduct Terrorist and Saboteur Attacks (5-OPFOR-0005)

**CONDITION:** The opposing forces (OPFOR) element dispatches small teams into the enemy's rear area to disrupt combat service support (CSS) operations.

**STANDARD:** The enemy sustains disrupted command and control (C2), destroyed equipment and supplies, and light casualties. 1. Locates rear support bases and C2 facilities. 2. Delays and disrupts CSS operations through probes. 3. Infiltrates CSS bases to conduct sabotage and terrorist activities. 4. Inflicts light casualties. 5. Destroys supplies and equipment.



**TASK:** Conduct Sniper Operations (5-OPFOR-0006)

**CONDITION:** The opposing forces (OPFOR) element has assigned snipers (regular or irregular elements) in the enemy's rear area along the main supply route (MSR) and near support sites.

**STANDARD:** The OPFOR element kills or wounds targets. 1. Sets up a well-concealed location. 2. Engages vehicle drivers or personnel on foot with short bursts of semiautomatic fire. 3. Kills or wounds selected targets. 4. Prevents the position from being discovered by enemy forces. 5. Evacuates the area without being spotted. 6. Reports all specified priority intelligence requirements (PIR) and other intelligence requirements to the OPFOR headquarters (HQ).

**TASK:** Conduct an Attack (5-OPFOR-0008)

**CONDITION:** The enemy is conducting tactical operations. The opposing forces (OPFOR) element receives orders to attack the enemy, the area of occupation, or the main supply route (MSR) with smoke.

**STANDARD:** The OPFOR element disrupts the enemy's movement and smoke operations. 1. Determines the delivery method of the smoke attack. 2. Locates the target. 3. Delivers the smoke attack downwind. 4. Attacks the enemy with smoke, and surge attacks when the enemy responds to the smoke.

**TASK:** Conduct an Aerial Reconnaissance (5-OPFOR-0010)

**CONDITION:** The opposing forces (OPFOR) headquarters (HQ) element requires intelligence on the locations and identification of enemy elements. An aircraft is dispatched to take photographs and make a visual inspection of the enemy rear area.

**STANDARD:** The OPFOR element gathers photograph intelligence of the enemy. 1. Photographs the assigned sectors. 2. Makes quick visual checks where the ceiling is low. 3. Locates enemy positions in the area, particularly support and storage bases, and command and control (C2) facilities. 4. Sustains no loss of aircraft. 5. Reports priority intelligence requirements (PIR) and other information requirements to the OPFOR HQ.

**TASK:** Gather Intelligence (5-OPFOR-0011)

**CONDITION:** The opposing forces (OPFOR) small element, operating in the rear area, is planning attacks on enemy bases. Information is needed to complete the plans.

**STANDARD:** The OPFOR element infiltrates, gathers intelligence information, and submits its findings to the command. 1. Identifies all priority intelligence requirements (PIR) and other intelligence requirements. 2. Passes through any outpost, defensive wire, or warning devices undetected. 3. Moves to an observation point that offers cover and concealment and is clear enough to gather PIR and other intelligence requirements. 4. Gathers all PIR and other intelligence requirements. 5. Withdraws from the area undetected. 6. Reports all information to the OPFOR headquarters (HQ).

**TASK:** Disrupt a Route Reconnaissance (5-OPFOR-0021)

**CONDITION:** The enemy is conducting a route reconnaissance. The opposing forces (OPFOR) element is positioned along the enemy's route.

**STANDARD:** The OPFOR element attempts to disrupt a squad/section conducting a route reconnaissance. 1. Prevents the unit from meeting its specified time schedule. 2. Forces the unit to deviate from its specified route. 3. Prevents the unit from reaching its assigned destination. 4. Surprises the squad/section. 5. Inflicts casualties on the unit.

**TASK:** Maintain Contact (5-OPFOR-0003)

**CONDITION:** The opposing forces (OPFOR) element is engaged with enemy base defense forces. The enemy forces are withdrawing under pressure.

**STANDARD:** The OPFOR element maintains enemy contact while the enemy withdraws. 1. Engages the enemy forces decisively. 2. Advances the OPFOR as the enemy forces withdraw. 3. Inflicts heavy casualties. 4. Captures the members of the enemy force. 5. Captures documents and equipment. 6. Safeguards captured documents, equipment, and personnel.

**TASK:** Disrupt a Net Control Station (NCS) (5-OPFOR-0019)

**CONDITION:** The enemy has established a NCS. The opposing forces (OPFOR) element has radio and jamming equipment.

**STANDARD:** The OPFOR element attempts to disrupt an NCS. 1. Attempts to locate the radio frequency that the unit is operating on. 2. Attempts to enter the radio net. 3. Attempts to issue "bogus" orders to a unit on the net. 4. Jams the radio frequency and forces the unit to go to an alternate frequency.

**TASK:** Disrupt Construction of Vehicle Fighting Positions (5-OPFOR-0020)

**CONDITION:** The opposing forces (OPFOR) element has located the enemy. The priority intelligence requirements (PIR) and other intelligence obtained by OPFOR patrols indicate the enemy is constructing vehicle fighting positions within its defensive area. The OPFOR element has automatic and antiarmor weapons and light mortars.

**STANDARD:** The OPFOR element attempts to disrupt the enemy's efforts to establish vehicle fighting positions. 1. Locates the defensive area. 2. Surprises the main body. 3. Penetrates the defensive area with squad-size probes. 4. Inflicts casualties on the unit. 5. Destroys vehicles. 6. Disrupts the unit's preparations (prevents or delays beyond the unit's allotted time).

**TASK:** Defeat Obstacles (5-OPFOR-0009)

**CONDITION:** The opposing forces (OPFOR) element encounters an obstacle that blocks the avenue of approach as it advances upon the enemy forces.

**STANDARD:** The OPFOR element bypasses or breaches the enemy obstacle. 1. Detects the obstacle before halting its main body. 2. Defeats the obstacle. a. Bypasses the obstacle without entering the engagement areas. b. Breaches the obstacle within 45 minutes and passes its entire force through the obstacle. 3. Does not incur degradation to the point that the mission must be discontinued.

**TASK:** Disrupt an Engineer Reconnaissance (5-OPFOR-0022)

**CONDITION:** The enemy is conducting an engineer reconnaissance. The opposing forces (OPFOR) element is positioned along the enemy's route.

**STANDARD:** The OPFOR element disrupts an engineer reconnaissance. 1. Prevents the unit from meeting its specified time schedule. 2. Forces the unit to deviate from its specified route. 3. Prevents the unit from accomplishing its assigned engineer reconnaissance. 4. Surprises the unit conducting the reconnaissance.

**TASK:** Conduct an Ambush (5-OPFOR-0007)

**CONDITION:** The enemy is moving in a convoy. The opposing forces (OPFOR) element is positioned along the enemy's route.

**STANDARD:** The OPFOR element inflicts casualties on the enemy and causes vehicle and equipment damage. 1. Prepares an ambush site before the element arrives. 2. Surprises march element forces. 3. Inflicts heavy casualties within the designated kill zone. 4. Inflicts heavy damage to vehicles and equipment within the designated kill zone. 5. Delays the march element from reaching a specified destination for a specified period of time. 6. Withdraws on order. 7. Sustains no casualties. 8. Reports actions to superiors.

**TASK:** Surrender to the Capturing Unit on the Battlefield (5-OPFOR-0024)

**CONDITION:** The enemy has captured the opposing forces (OPFOR) element's soldiers, documents, and equipment sensitive to the OPFOR tactical operations.

**STANDARD:** The OPFOR soldiers retain or destroy documents and equipment. The OPFOR element surrenders documents and equipment of no tactical use to the enemy and attempts to conceal or destroy items of tactical value. The OPFOR element attempts escape and evasion. 1. Prevents the successful capture of documents and equipment. 2. Destroys documents and equipment. 3. Removes identifying markings from equipment. 4. Removes unit-identifying insignia. 5. Provides misleading information. 6. Plans an escape. 7. Delays movement to the nearest collection point. 8. Prevents safeguarding of enemy prisoners of war (EPWs) in order to cause embarrassment to the United States (US).

**TASK:** Disrupt Defensive Preparations (5-OPFOR-0018)

**CONDITION:** The opposing forces (OPFOR) element has located the enemy. Priority intelligence requirements (PIR) and other intelligence requirements obtained by OPFOR patrols indicate that the enemy elements are establishing defensive positions. The OPFOR element has automatic and antiarmor weapons and light mortars.

**STANDARD:** The OPFOR element disrupts and delays the enemy's defensive preparations. 1. Locates and penetrates the enemy's security system. 2. Forces the enemy to delay defensive preparations. 3. Disrupts the enemy's obstacle preparations.

**TASK:** Disrupt Quartering Party Operations (5-OPFOR-0017)

**CONDITION:** The enemy is conducting quartering party operations. It has established an assembly area (AA) but has not moved in the main body.

**STANDARD:** The opposing forces (OPFOR) element attempts to disrupt quartering party operations and infiltrate the enemy's AA. 1. Locates the quartering party and the AA. 2. Surprises the main body. 3. Penetrates the AA with squad-size probes. 4. Inflicts personnel casualties and vehicle damage. 5. Disrupts the unit's preparations (prevents or delays beyond the unit's allotted time).

**TASK:** Disrupt Enemy Movement and Operations Using Tactical Nuclear Weapons (5-OPFOR-0016)

**CONDITION:** The opposing forces (OPFOR) element has located the enemy. Priority intelligence requirements (PIR) and other intelligence requirements have been obtained by OPFOR patrols. Tactical nuclear weapons are employed against key locations in the rear area.

**STANDARD:** The OPFOR element disrupts enemy movement and operations. 1. Disrupts or delays the movement of the enemy's equipment and supplies to the forward areas. 2. Destroys enemy equipment and supplies. 3. Inflicts a high rate of nuclear casualties among the enemy forces. 4. Denies the enemy the use of specified areas. 5. Contaminates the enemy's equipment and supplies.

**TASK:** Disrupt Enemy Movement and Operations Using Persistent and Nonpersistent Chemical Weapons (5-OPFOR-0015)

**CONDITION:** The opposing forces (OPFOR) element has located the enemy. Priority intelligence requirements (PIR) and other intelligence requirements have been obtained by OPFOR patrols. The OPFOR units deliver chemical agents, by means of conventional artillery weapons or aircraft, along selected supply routes and key bases in the rear area.

**STANDARD:** The OPFOR element disrupts enemy movement and operations using persistent and nonpersistent chemical weapons. 1. Delivers chemical agents in low and densely wooded areas. 2. Delays the movement of enemy supplies and equipment to the forward areas. 3. Restricts the movement of the enemy units in the rear area. 4. Channels the movement of enemy units into predesignated ambush areas. 5. Contaminates enemy supplies and equipment. 6. Inflicts a high rate of casualties on enemy forces.

**TASK:** Counter Passage of Lines (5-OPFOR-0012)

**CONDITION:** Enemy forces are in defensive positions, but they are expected to attempt passage-of-lines operations. The opposing forces (OPFOR) received orders to disrupt enemy passage-of-lines operations.

**STANDARD:** The OPFOR element delays or prevents enemy passage of lines. 1. Delays the passage. 2. Prevents the company from moving all personnel through the stationary unit. 3. Engages the main body of either the moving or the stationary unit.

**TASK:** Disrupt Movement (5-OPFOR-0014)

**CONDITION:** The enemy is expected to move through the opposing forces (OPFOR) element's area of operations. The OPFOR element has received an operation order (OPORD) or fragmentary order (FRAGO) to disrupt enemy movement. The enemy has the capability to defend with direct fire and antiarmor weapons.

**STANDARD:** The OPFOR element delays enemy movement. 1. Delays the element. 2. Forces the element to deviate from its route. 3. Prevents the element from reaching its destination. 4. Surprises the element's main body.

**TASK:** Disrupt Assembly Area (AA) Activities (5-OPFOR-0013)

**CONDITION:** Intelligence reports indicate that platoon- and company-size enemy units are operating in the opposing forces (OPFOR) area of operations. Enemy units can defend from AAs with direct fire, antiarmor weapons, and indirect fire. The enemy has close air support (CAS) and nuclear, biological, and chemical (NBC) capabilities.

**STANDARD:** The OPFOR element locates and disrupts the enemy's AA activities. 1. Locates the element's AA. 2. Probes the AA with squad- or team-size elements. 3. Inflicts more than 5 percent casualties on the element. 4. Disrupts the element's preparations (prevents or delays beyond the element's allotted time).

**ELEMENTS:** Maintenance Section  
 Three Engineer Platoon Headquarters  
 Nine Engineer Squads  
 Assault and Obstacle Platoon Headquarters  
 Obstacle Section  
 Three Assault Sections

**TASK:** Prepare Crew-Served Weapons Fighting Positions (05-5-0302)  
 (FM 5-34) (FM 5-103)

**ITERATION:** 1 2 3 4 5 M (Circle)  
**COMMANDER/LEADER ASSESSMENT:** T P U (Circle)

**CONDITIONS:** The crew must construct its own crew-served weapons fighting position using organic equipment. Digital units have performed functionality checks, and systems are operational. The element leader has selected the location, and the platoon leader has approved the location. Some iterations of this task should be performed in MOPP4.

**TASK STANDARDS:** The crew constructs crew-served weapons fighting positions providing coverage for the sector of fire and final protective line (FPL) and protection from direct and indirect fire. The position does not restrict the operational capability of the weapon system. Digital units submit reports of their locations and positions via frequency-modulated (FM) or digital means, updating the common operational picture (COP) and the situational awareness (SA). The time required to perform this task is increased when conducting it in mission-oriented protection posture (MOPP) 4.

TASK STEPS AND PERFORMANCE MEASURES	GO	NO-GO
<p>1. The element constructs a machine gun position having a primary and secondary sector of fire and reports intermediate status and completion to the element leader.</p> <p>NOTE: Digital units populate the Force XXI Battle Command Brigade and Below (FBCB2) System with the unit's location to provide current SA.</p> <ul style="list-style-type: none"> <li>a. Constructed the position so that the gun fires to the front or oblique (firing across the unit's front), with the oblique being the primary sector of fire.</li> <li>b. Dug the position in an inverted T shape with a firing platform in each corner.</li> <li>c. Used the tripod on the side with the primary sector of fire and the bipod with the secondary sector of fire.</li> <li>d. Used the earth removed during the construction of the position to provide frontal and flank protection if it did not interfere with the sectors of fire.</li> <li>e. Ensured that it was high enough to cover both soldiers when they were operating the weapon.</li> <li>f. Shaped the hole so that both the gunner and the assistant gunner could get to the weapon.</li> <li>g. Reduced the weapon's height by digging the tripod platform down as much as possible, yet keeping the weapon traversable across the entire sector of fire.</li> <li>h. Dug a one-soldier fighting position to the flank for the ammunition bearer when there was a three-soldier crew for a machine gun. The crew connected this position to the gun position by digging a crawl trench.</li> <li>i. Dug the hole to armpit depth and sloped the floor outward toward each end of the hole.</li> <li>j. Dug grenade sumps about the width and depth of one entrenching tool at both ends of the hole.</li> </ul>		

TASK STEPS AND PERFORMANCE MEASURES	GO	NO-GO
<p>k. Built the overhead cover 46 centimeters thick over the middle of the position, when possible.</p> <p>l. Improved the position, if time permitted, by adding cover, digging trenches to adjacent positions, and maintaining camouflage.</p> <p>m. Completed the position in 7 man-hours without overhead cover or 12 man-hours with overhead cover.</p> <p>2. The element constructs a machine gun position without a secondary sector of fire and reports intermediate status and completion to the squad leader.</p> <p>a. Dug the position in a V shape, with the firing position in the apex of the V.</p> <p>b. Constructed the position following procedures in Subtasks 1d to 1k. Completed it in 6 man-hours without overhead cover or 11 man-hours with overhead cover.</p> <p>3. The element constructs a 90-millimeter recoilless rifle position and reports intermediate status and completion to the element leader.</p> <p>a. Used earth removed during the construction of the position for frontal and flank protection. However, left both the muzzle blast and backblast areas clear of obstacles to prevent round deflection, fires, and pressure buildup. The backblast area was cleared of highly combustible material to a distance of 5 meters and was either level or sloping down and away from the position.</p> <p>b. Ensured that it was high enough to cover both soldiers if the element built cover on the flanks.</p> <p>c. Dug the position to armpit depth and sloped the floor down toward each end of the hole.</p> <p>d. Dug grenade sumps about the width and depth of an entrenching tool at each end of the hole.</p> <p>e. Ensured that the position width was narrow enough so that the rear of the weapon extended over the rear of the hole when the soldier firing the rifle stood at the front of the position.</p> <p>f. Improved the position, if time permitted, by digging trenches to adjacent positions and maintaining camouflage.</p> <p>NOTE: Overhead cover is desired only if it protects the crew when they are not firing the weapon (due to the large backblast).</p> <p>g. Completed the position in 6 man-hours.</p>		

TASK PERFORMANCE / EVALUATION SUMMARY BLOCK							
ITERATION	1	2	3	4	5	M	TOTAL
TOTAL TASK STEPS EVALUATED							
TOTAL TASK STEPS "GO"							
TRAINING STATUS "GO"/"NO-GO"							

"\*\*" indicates a leader task step.

**SUPPORTING INDIVIDUAL TASKS**

Task Number	Task Title	References
052-195-2000	Direct Construction of Fighting Positions in Field	STP 5-12B24-SM-TG
052-195-3065	Direct Construction of Field Fortifications	STP 5-62G13-SM-TG STP 5-12B24-SM-TG STP 5-62G13-SM-TG

**SUPPORTING COLLECTIVE TASKS**

<b>Task Number</b>	<b>Task Title</b>	<b>References</b>
05-2-7008	Prepare an Operation Order (OPORD) (Company/Platoon)	ARTEP 5-026-34-MTP  ARTEP 5-027-10-MTP ARTEP 5-027-35-MTP ARTEP 5-053-11-MTP ARTEP 5-053-12-MTP ARTEP 5-053-35-MTP ARTEP 5-063-10-MTP ARTEP 5-063-11-MTP ARTEP 5-063-35-MTP ARTEP 5-113-11-MTP ARTEP 5-113-12-MTP ARTEP 5-113-35-MTP ARTEP 5-145-12-MTP ARTEP 5-145-32-MTP ARTEP 5-156-34-MTP ARTEP 5-157-10-MTP ARTEP 5-157-35-MTP ARTEP 5-216-34-MTP ARTEP 5-217-10-MTP ARTEP 5-217-35-MTP ARTEP 5-335-60-MTP ARTEP 5-335-65-MTP ARTEP 5-335-70-MTP ARTEP 5-336-34-MTP ARTEP 5-337-10-MTP ARTEP 5-337-35-MTP ARTEP 5-413-35-MTP ARTEP 5-416-14-MTP ARTEP 5-416-34-MTP ARTEP 5-417-13-MTP ARTEP 5-423-11-MTP ARTEP 5-423-35-MTP ARTEP 5-424-35-MTP ARTEP 5-426-34-MTP ARTEP 5-427-10-MTP ARTEP 5-427-35-MTP ARTEP 5-434-35-MTP ARTEP 5-436-35-MTP ARTEP 5-436-37-MTP ARTEP 5-437-10-MTP ARTEP 5-437-11-MTP ARTEP 5-437-36-MTP ARTEP 5-437-38-MTP ARTEP 5-446-34-MTP ARTEP 5-446-36-MTP ARTEP 5-447-10-MTP ARTEP 5-447-11-MTP ARTEP 5-447-35-MTP ARTEP 5-447-37-MTP ARTEP 5-463-10-MTP

**SUPPORTING COLLECTIVE TASKS**

Task Number	Task Title	References
05-3-1241	Conduct Defensive Operations in Military Operations on Urbanized Terrain (MOUT)	ARTEP 5-463-12-MTP ARTEP 5-463-15-MTP ARTEP 5-463-17-MTP ARTEP 5-463-35-MTP ARTEP 5-463-36-MTP ARTEP 5-473-35-MTP ARTEP 5-500-66-MTP ARTEP 5-520-10-MTP ARTEP 5-520-12-MTP ARTEP 5-520-14-MTP ARTEP 5-530-14-MTP ARTEP 5-530-16-MTP ARTEP 5-603-35-MTP ARTEP 5-605-66-MTP ARTEP 5-607-35-MTP ARTEP 5-608-35-MTP ARTEP 5-616-34-MTP ARTEP 5-617-10-MTP ARTEP 5-617-11-MTP ARTEP 5-617-35-MTP ARTEP 5-027-10-MTP
05-4-1371	Provide Terrain Analysis Information	ARTEP 5-063-10-MTP ARTEP 5-157-10-MTP ARTEP 5-217-10-MTP ARTEP 5-427-10-MTP ARTEP 5-447-10-MTP ARTEP 5-447-11-MTP ARTEP 5-540-10-MTP ARTEP 5-540-11-MTP ARTEP 5-540-12-MTP ARTEP 5-540-13-MTP ARTEP 5-607-35-MTP ARTEP47-002-47X-MTP

**OPFOR TASKS AND STANDARDS**

**TASK:** Surrender to the Capturing Unit on the Battlefield (5-OPFOR-0024)

**CONDITION:** The enemy has captured the opposing forces (OPFOR) element's soldiers, documents, and equipment sensitive to the OPFOR tactical operations.

**STANDARD:** The OPFOR soldiers retain or destroy documents and equipment. The OPFOR element surrenders documents and equipment of no tactical use to the enemy and attempts to conceal or destroy items of tactical value. The OPFOR element attempts escape and evasion. 1. Prevents the successful capture of documents and equipment. 2. Destroys documents and equipment. 3. Removes identifying markings from equipment. 4. Removes unit-identifying insignia. 5. Provides misleading information. 6. Plans an escape. 7. Delays movement to the nearest collection point. 8. Prevents safeguarding of enemy prisoners of war (EPWs) in order to cause embarrassment to the United States (US).

**TASK:** Conduct Air Attacks (5-OPFOR-0002)



**CONDITION:** The opposing forces (OPFOR) element in the rear area has forwarded the positions of the enemy support sites or the locations of moving elements. The OPFOR aircraft have been dispatched to attack enemy installations or convoys.

**STANDARD:** The OPFOR element attempts to delay, disrupt, or damage the enemy targets by air. 1. Locates the target (support sites or convoys). 2. Makes attack runs on the designated targets. 3. Inflicts heavy damage to the selected target. 4. Sustains no loss of aircraft. 5. Delays moving the force for more than one hour.

**TASK:** Conduct a Raid (5-OPFOR-0004)

**CONDITION:** The opposing forces (OPFOR) element has occupied an objective rally point and has orders to conduct a raid on a combat service support (CSS) base.

**STANDARD:** The OPFOR element infiltrates the enemy's base and destroys all of the targets. 1. Surprises the enemy forces. 2. Assaults the support base and accomplishes the assigned tasks. 3. Destroys the specified equipment and supplies. 4. Avoids being decisively engaged. 5. Withdraws all personnel from the objective areas within the time prescribed. 6. Obtains all priority intelligence requirements (PIR) from the raid site. 7. Sustains only light casualties from enemy fire.

**TASK:** Conduct Terrorist and Saboteur Attacks (5-OPFOR-0005)

**CONDITION:** The opposing forces (OPFOR) element dispatches small teams into the enemy's rear area to disrupt combat service support (CSS) operations.

**STANDARD:** The enemy sustains disrupted command and control (C2), destroyed equipment and supplies, and light casualties. 1. Locates rear support bases and C2 facilities. 2. Delays and disrupts CSS operations through probes. 3. Infiltrates CSS bases to conduct sabotage and terrorist activities. 4. Inflicts light casualties. 5. Destroys supplies and equipment.

**TASK:** Conduct an Attack (5-OPFOR-0008)

**CONDITION:** The enemy is conducting tactical operations. The opposing forces (OPFOR) element receives orders to attack the enemy, the area of occupation, or the main supply route (MSR) with smoke.

**STANDARD:** The OPFOR element disrupts the enemy's movement and smoke operations. 1. Determines the delivery method of the smoke attack. 2. Locates the target. 3. Delivers the smoke attack downwind. 4. Attacks the enemy with smoke, and surge attacks when the enemy responds to the smoke.

**TASK:** Conduct an Aerial Reconnaissance (5-OPFOR-0010)

**CONDITION:** The opposing forces (OPFOR) headquarters (HQ) element requires intelligence on the locations and identification of enemy elements. An aircraft is dispatched to take photographs and make a visual inspection of the enemy rear area.

**STANDARD:** The OPFOR element gathers photograph intelligence of the enemy. 1. Photographs the assigned sectors. 2. Makes quick visual checks where the ceiling is low. 3. Locates enemy positions in the area, particularly support and storage bases, and command and control (C2) facilities. 4. Sustains no loss of aircraft. 5. Reports priority intelligence requirements (PIR) and other information requirements to the OPFOR HQ.

**TASK:** Gather Intelligence (5-OPFOR-0011)

**CONDITION:** The opposing forces (OPFOR) small element, operating in the rear area, is planning attacks on enemy bases. Information is needed to complete the plans.

**STANDARD:** The OPFOR element infiltrates, gathers intelligence information, and submits its findings to the command. 1. Identifies all priority intelligence requirements (PIR) and other intelligence requirements. 2. Passes through any outpost, defensive wire, or warning devices undetected. 3. Moves to an observation point that offers cover and concealment and is clear enough to gather PIR and other intelligence requirements. 4. Gathers all PIR and other intelligence requirements. 5. Withdraws from the area undetected. 6. Reports all information to the OPFOR headquarters (HQ).

**TASK:** Disrupt Defensive Preparations (5-OPFOR-0018)

**CONDITION:** The opposing forces (OPFOR) element has located the enemy. Priority intelligence requirements (PIR) and other intelligence requirements obtained by OPFOR patrols indicate that the enemy elements are establishing defensive positions. The OPFOR element has automatic and antiarmor weapons and light mortars.

**STANDARD:** The OPFOR element disrupts and delays the enemy's defensive preparations. 1. Locates and penetrates the enemy's security system. 2. Forces the enemy to delay defensive preparations. 3. Disrupts the enemy's obstacle preparations.

**TASK:** Disrupt a Net Control Station (NCS) (5-OPFOR-0019)

**CONDITION:** The enemy has established a NCS. The opposing forces (OPFOR) element has radio and jamming equipment.

**STANDARD:** The OPFOR element attempts to disrupt an NCS. 1. Attempts to locate the radio frequency that the unit is operating on. 2. Attempts to enter the radio net. 3. Attempts to issue "bogus" orders to a unit on the net. 4. Jams the radio frequency and forces the unit to go to an alternate frequency.

**TASK:** Defeat Obstacles (5-OPFOR-0009)

**CONDITION:** The opposing forces (OPFOR) element encounters an obstacle that blocks the avenue of approach as it advances upon the enemy forces.

**STANDARD:** The OPFOR element bypasses or breaches the enemy obstacle. 1. Detects the obstacle before halting its main body. 2. Defeats the obstacle. a. Bypasses the obstacle without entering the engagement areas. b. Breaches the obstacle within 45 minutes and passes its entire force through the obstacle. 3. Does not incur degradation to the point that the mission must be discontinued.

**TASK:** Disrupt Construction of Vehicle Fighting Positions (5-OPFOR-0020)

**CONDITION:** The opposing forces (OPFOR) element has located the enemy. The priority intelligence requirements (PIR) and other intelligence obtained by OPFOR patrols indicate the enemy is constructing vehicle fighting positions within its defensive area. The OPFOR element has automatic and antiarmor weapons and light mortars.

**STANDARD:** The OPFOR element attempts to disrupt the enemy's efforts to establish vehicle fighting positions. 1. Locates the defensive area. 2. Surprises the main body. 3. Penetrates the defensive area with squad-size probes. 4. Inflicts casualties on the unit. 5. Destroys vehicles. 6. Disrupts the unit's preparations (prevents or delays beyond the unit's allotted time).

**TASK:** Disrupt an Engineer Reconnaissance (5-OPFOR-0022)

**CONDITION:** The enemy is conducting an engineer reconnaissance. The opposing forces (OPFOR) element is positioned along the enemy's route.

**STANDARD:** The OPFOR element disrupts an engineer reconnaissance. 1. Prevents the unit from meeting its specified time schedule. 2. Forces the unit to deviate from its specified route. 3. Prevents the unit from accomplishing its assigned engineer reconnaissance. 4. Surprises the unit conducting the reconnaissance.

**TASK:** Defend a Minefield (5-OPFOR-0023)

**CONDITION:** The enemy is conducting a minefield sweeping operation. The opposing forces (OPFOR) element has a minefield placed in the enemy's path. The minefield is under constant observation and fire.

**STANDARD:** The OPFOR element defends a minefield against an enemy element conducting a minefield sweeping operation. 1. Prevents the unit from detecting the obstacle. 2. Disrupts the minefield sweeping operation. 3. Prevents the unit from conducting the minefield sweeping operation, prevents the unit from moving all personnel through the breach, or delays the completion of the minefield sweeping operation for more than 45 minutes.

**TASK:** Conduct an Ambush (5-OPFOR-0007)

**CONDITION:** The enemy is moving in a convoy. The opposing forces (OPFOR) element is positioned along the enemy's route.

**STANDARD:** The OPFOR element inflicts casualties on the enemy and causes vehicle and equipment damage. 1. Prepares an ambush site before the element arrives. 2. Surprises march element forces. 3. Inflicts heavy casualties within the designated kill zone. 4. Inflicts heavy damage to vehicles and equipment within the designated kill zone. 5. Delays the march element from reaching a specified destination for a specified period of time. 6. Withdraws on order. 7. Sustains no casualties. 8. Reports actions to superiors.

**TASK:** Maintain Contact (5-OPFOR-0003)

**CONDITION:** The opposing forces (OPFOR) element is engaged with enemy base defense forces. The enemy forces are withdrawing under pressure.

**STANDARD:** The OPFOR element maintains enemy contact while the enemy withdraws. 1. Engages the enemy forces decisively. 2. Advances the OPFOR as the enemy forces withdraw. 3. Inflicts heavy casualties. 4. Captures the members of the enemy force. 5. Captures documents and equipment. 6. Safeguards captured documents, equipment, and personnel.

**TASK:** Disrupt a Route Reconnaissance (5-OPFOR-0021)

**CONDITION:** The enemy is conducting a route reconnaissance. The opposing forces (OPFOR) element is positioned along the enemy's route.

**STANDARD:** The OPFOR element attempts to disrupt a squad/section conducting a route reconnaissance. 1. Prevents the unit from meeting its specified time schedule. 2. Forces the unit to deviate from its specified route. 3. Prevents the unit from reaching its assigned destination. 4. Surprises the squad/section. 5. Inflicts casualties on the unit.

**TASK:** Disrupt Enemy Movement and Operations Using Tactical Nuclear Weapons (5-OPFOR-0016)

**CONDITION:** The opposing forces (OPFOR) element has located the enemy. Priority intelligence requirements (PIR) and other intelligence requirements have been obtained by OPFOR patrols. Tactical nuclear weapons are employed against key locations in the rear area.

**STANDARD:** The OPFOR element disrupts enemy movement and operations. 1. Disrupts or delays the movement of the enemy's equipment and supplies to the forward areas. 2. Destroys enemy equipment and supplies. 3. Inflicts a high rate of nuclear casualties among the enemy forces. 4. Denies the enemy the use of specified areas. 5. Contaminates the enemy's equipment and supplies.

**TASK:** Disrupt Quartering Party Operations (5-OPFOR-0017)

**CONDITION:** The enemy is conducting quartering party operations. It has established an assembly area (AA) but has not moved in the main body.

**STANDARD:** The opposing forces (OPFOR) element attempts to disrupt quartering party operations and infiltrate the enemy's AA. 1. Locates the quartering party and the AA. 2. Surprises the main body. 3. Penetrates the AA with squad-size probes. 4. Inflicts personnel casualties and vehicle damage. 5. Disrupts the unit's preparations (prevents or delays beyond the unit's allotted time).

**TASK:** Disrupt Enemy Movement and Operations Using Persistent and Nonpersistent Chemical Weapons (5-OPFOR-0015)

**CONDITION:** The opposing forces (OPFOR) element has located the enemy. Priority intelligence requirements (PIR) and other intelligence requirements have been obtained by OPFOR patrols. The OPFOR units deliver chemical agents, by means of conventional artillery weapons or aircraft, along selected supply routes and key bases in the rear area.

**STANDARD:** The OPFOR element disrupts enemy movement and operations using persistent and nonpersistent chemical weapons. 1. Delivers chemical agents in low and densely wooded areas. 2. Delays the movement of enemy supplies and equipment to the forward areas. 3. Restricts the movement of the enemy units in the rear area. 4. Channels the movement of enemy units into predesignated ambush areas. 5. Contaminates enemy supplies and equipment. 6. Inflicts a high rate of casualties on enemy forces.

**TASK:** Disrupt Movement (5-OPFOR-0014)

**CONDITION:** The enemy is expected to move through the opposing forces (OPFOR) element's area of operations. The OPFOR element has received an operation order (OPORD) or fragmentary order (FRAGO) to disrupt enemy movement. The enemy has the capability to defend with direct fire and antiarmor weapons.

**STANDARD:** The OPFOR element delays enemy movement. 1. Delays the element. 2. Forces the element to deviate from its route. 3. Prevents the element from reaching its destination. 4. Surprises the element's main body.

**TASK:** Counter Passage of Lines (5-OPFOR-0012)

**CONDITION:** Enemy forces are in defensive positions, but they are expected to attempt passage-of-lines operations. The opposing forces (OPFOR) received orders to disrupt enemy passage-of-lines operations.

**STANDARD:** The OPFOR element delays or prevents enemy passage of lines. 1. Delays the passage. 2. Prevents the company from moving all personnel through the stationary unit. 3. Engages the main body of either the moving or the stationary unit.

**TASK:** Disrupt Assembly Area (AA) Activities (5-OPFOR-0013)

**CONDITION:** Intelligence reports indicate that platoon- and company-size enemy units are operating in the opposing forces (OPFOR) area of operations. Enemy units can defend from AAs with direct fire, antiarmor weapons, and indirect fire. The enemy has close air support (CAS) and nuclear, biological, and chemical (NBC) capabilities.

**STANDARD:** The OPFOR element locates and disrupts the enemy's AA activities. 1. Locates the element's AA. 2. Probes the AA with squad- or team-size elements. 3. Inflicts more than 5 percent casualties on the element. 4. Disrupts the element's preparations (prevents or delays beyond the element's allotted time).

**TASK:** Attack (5-OPFOR-0001)

**CONDITION:** The opposing forces (OPFOR) element has located the enemy. The priority intelligence requirements (PIR) and other intelligence requirements have been obtained by OPFOR patrols. The OPFOR element has automatic and antiarmor weapons and light mortars.

**STANDARD:** The OPFOR element attempts to seize the terrain, vehicles, or equipment. 1. Develops an attack plan. 2. Surprises the enemy unit's main body. 3. Initiates the attack using a scheme of maneuver that exploits the enemy's flanks, gaps, and weaknesses. 4. Uses covered and concealed routes to approach the enemy forces' flanks, gaps, or weakly held areas. 5. Employs indirect fire to support the attack. 6. Penetrates enemy defenses. 7. Destroys equipment and supplies. 8. Inflicts heavy casualties. 9. Isolates the combat service support (CSS) base by blocking reinforcements. 10. Forces enemy units to displace. 11. Avoids being fixed in one position. 12. Withdraws before the CSS base is reinforced with tactical combat forces.

**TASK:** Conduct Sniper Operations (5-OPFOR-0006)

**CONDITION:** The opposing forces (OPFOR) element has assigned snipers (regular or irregular elements) in the enemy's rear area along the main supply route (MSR) and near support sites.

**STANDARD:** The OPFOR element kills or wounds targets. 1. Sets up a well-concealed location. 2. Engages vehicle drivers or personnel on foot with short bursts of semiautomatic fire. 3. Kills or wounds selected targets. 4. Prevents the position from being discovered by enemy forces. 5. Evacuates the area without being spotted. 6. Reports all specified priority intelligence requirements (PIR) and other intelligence requirements to the OPFOR headquarters (HQ).

**ELEMENT:** Company Headquarters

**TASK:** Establish a Company Defensive Position (07-2-0414.05-T01A)  
 (FM 7-10) (FM 24-19) (FM 24-35)  
 (FM 24-35-1) (TC 24-20)

**ITERATION:** 1 2 3 4 5 M (Circle)  
**COMMANDER/LEADER ASSESSMENT:** T P U (Circle)

**CONDITIONS:** The company has received an operation order (OPORD) or a fragmentary order (FRAGO) mission requiring the unit to provide its own security and defense. Digital units have performed functionality checks, and systems are operational. The opposing forces (OPFOR) elements consisting of as much as a motorized rifle company or airborne equivalent have been active in friendly rear areas. Some iterations of this task should be performed in MOPP4.

**TASK STANDARDS:** The company completes all preparations for the defense within the time specified by the OPORD. Digital units send and receive reports using frequency-modulated (FM) or digital means. The company is not surprised by the OPFOR, suffers no casualties from friendly fire, and repels the OPFOR attacks. The time required to perform this task is increased when conducting it in mission-oriented protection posture (MOPP) 4.

TASK STEPS AND PERFORMANCE MEASURES	GO	NO-GO
<p>NOTE: The platoons execute the following tasks: Establish Unit Defense, Defend the Unit's Position, Construct a Protective Obstacle, and Conduct Hasty Minefield Operations, when the company is performing this task.</p> <ul style="list-style-type: none"> <li>* 1. The commander develops a defensive plan according to the OPORD or the FRAGO.                             <ul style="list-style-type: none"> <li>a. Established sectors or boundaries for the subordinate elements.</li> <li>b. Assigned battle positions for the company elements.</li> <li>c. Designated the primary, alternate, and supplementary positions.</li> <li>d. Designated the engagement areas (EAs).</li> <li>e. Developed the fire support (FS) plan, including the target reference points (TRPs) forward, within, and to the rear of the defensive position.</li> </ul> </li> <li>* 2. The commander conducts a leader's reconnaissance with key company leaders.                             <ul style="list-style-type: none"> <li>a. Established local security.</li> <li>b. Confirmed or modified his plan.</li> </ul> </li> <li>* 3. Leaders survey the terrain to finalize their defensive plans.                             <ul style="list-style-type: none"> <li>a. Identified the covered and concealed routes to and between all positions.</li> <li>b. Identified all avenues of approach (AAs).</li> <li>c. Identified dead space.</li> <li>d. Requested indirect FS to cover the dead space and the likely AAs.</li> </ul> </li> </ul> <p>NOTE: Digital units request indirect FS using the Force XXI Battle Command Brigade and Below (FBCB2) System or FM means according to the unit's tactical standing operating procedure (TACSOP).</p> <ul style="list-style-type: none"> <li>e. Identified locations for the company command post (CP), observation posts (OPs), the supply point, and the company casualty collection point.</li> <li>f. Identified potential landing zones (LZs) that the enemy could use for air assault.</li> </ul> <ul style="list-style-type: none"> <li>* 4. The commander designates unit positions or sectors.                             <ul style="list-style-type: none"> <li>a. Concentrated fire on the most dangerous and most likely AAs.</li> </ul> </li> </ul>		

TASK STEPS AND PERFORMANCE MEASURES	GO	NO-GO
<ul style="list-style-type: none"> <li>b. Selected positions with good fields of fire and observation of enemy ground and air forces.</li> <li>c. Provided cover and concealment.</li> <li>d. Permitted adequate dispersion laterally and in-depth.</li> </ul> <p>5. The company establishes unit security.</p> <ul style="list-style-type: none"> <li>a. Established the OPs and the air guards.</li> <li>b. Conducted patrols in areas that could not be observed.</li> <li>c. Emplaced early-warning devices.</li> <li>d. Conducted stand-to procedures according to the unit's standing operating procedure (SOP) or order.</li> </ul> <p>* 6. Leaders position key weapons and establish fields of fire.</p> <ul style="list-style-type: none"> <li>a. Oriented the units to provide all-around security.</li> <li>b. Ensured that the weapons covered the most dangerous AAs, EAs, or selected kill zones based on the defensive technique.</li> <li>c. Effected mutual support between elements.</li> <li>d. Ensured that the antiarmor weapons covered the likely armor AAs.</li> <li>e. Registered indirect fire and final protection fires (FPFs) on the most dangerous dismounted AAs, where possible.</li> </ul> <p>* 7. Leaders check the position for potential problems.</p> <ul style="list-style-type: none"> <li>a. Walked the positions and adjusted for fields of fire.</li> <li>b. Walked the terrain in front of the positions to determine if personnel accomplished their assigned tasks.</li> </ul> <p>* 8. Leaders coordinate with flank elements.</p> <ul style="list-style-type: none"> <li>a. Established responsibility for overlapping enemy AAs.</li> <li>b. Exchanged information on the OP locations, patrols, unit signals, and passage points.</li> <li>c. The commander coordinated a withdrawal plan.</li> </ul> <p>9. The company establishes communications, if available.</p> <ul style="list-style-type: none"> <li>a. Used wire as primary communications, if available.</li> <li>b. Ensured that the platoon or company CP had communication with the OPs, higher and subordinate leaders, adjacent units, and FS.</li> <li>c. Conducted periodic communications checks to ensure that all communications equipment was operational.</li> <li>d. Planned and provided for an alternate means of communications.</li> </ul> <p>10. The company emplaces minefields and obstacles.</p> <ul style="list-style-type: none"> <li>a. Requested and received clearance to lay protective minefields.</li> <li>b. Emplaced mines or obstacles according to the company's obstacle plan and recorded the minefield on the standard minefield form.</li> <li>c. Covered mines or obstacles by observation and direct and indirect fires.</li> <li>d. Reported the location of mines or obstacles to all elements, and forwarded the standard minefield record to the next higher command as soon as possible.</li> </ul> <p>11. The company defends against an enemy assault.</p> <ul style="list-style-type: none"> <li>a. Detected and reported enemy contact by the OPs.</li> <li>b. Withdrew the OPs on order or according to the company's SOP.</li> <li>c. Increased the intensity of defensive fires as the enemy elements closed to within range of each individual or weapons system.</li> </ul> <p>*12. The commander or forward observer (FO) defends against an enemy assault.</p>		

TASK STEPS AND PERFORMANCE MEASURES	GO	NO-GO
a. Called for and engaged the attacking force with indirect fire according to the company's SOP. b. Requested FPF from the supporting indirect fire units as the enemy neared the final protective line (FPL).  *13. The commander defends against an enemy assault. a. Initiated direct-fire engagement of the attacking force according to the unit's SOP. b. Executed the obstacle plan according to the battalion's OPORD or FRAGO. c. Increased the intensity of defensive fires as the enemy elements closed to within range of additional weapons.  14. The company consolidates and reorganizes during lulls in the fighting. a. Executed platoon consolidation and reorganization. b. Treated and evacuated casualties. c. Transmitted the status report and requested replacement personnel. d. Requested resupply. e. Replaced damaged barriers and obstacles. f. Restored communication. g. Repositioned the OPs that were withdrawn during the engagement. h. Resumed security and patrolling activities.  15. The company continues to defend. a. Forced the enemy to withdraw. b. Disengaged by order of higher headquarters (HQ). c. Ordered the reposition of platoons to alternate or supplementary positions as needed.		

TASK PERFORMANCE / EVALUATION SUMMARY BLOCK							
ITERATION	1	2	3	4	5	M	TOTAL
TOTAL TASK STEPS EVALUATED							
TOTAL TASK STEPS "GO"							
TRAINING STATUS "GO"/"NO-GO"							

"\*" indicates a leader task step.

**SUPPORTING INDIVIDUAL TASKS**

Task Number	Task Title	References
071-326-5704	Supervise Construction of a Fighting Position	STP 21-24-SMCT
121-030-3534	Report Casualties	STP 21-24-SMCT

**SUPPORTING COLLECTIVE TASKS**

Task Number	Task Title	References
05-2-0510	Direct Survivability Construction	ARTEP 5-053-35-MTP ARTEP 5-113-35-MTP ARTEP 5-335-65-MTP ARTEP 5-335-66-MTP ARTEP 5-336-34-MTP ARTEP 5-337-35-MTP ARTEP 5-435-67-MTP ARTEP 5-436-35-MTP



**SUPPORTING COLLECTIVE TASKS**

<b>Task Number</b>	<b>Task Title</b>	<b>References</b>
05-2-0518	Control Construction of Survivability Positions	ARTEP 5-436-37-MTP
		ARTEP 5-437-36-MTP
		ARTEP 5-437-38-MTP
		ARTEP 5-063-35-MTP
05-2-1380 05-3-0115.05-R01A	Identify Terrain Information Requirements Emplace a Hasty Protective Row Minefield	ARTEP 5-335-60-MTP
		ARTEP 5-335-65-MTP
		ARTEP 5-335-70-MTP
		ARTEP 5-336-34-MTP
		ARTEP 5-337-10-MTP
		ARTEP 5-337-35-MTP
		ARTEP 5-423-11-MTP
		ARTEP 5-435-67-MTP
		ARTEP 5-436-35-MTP
		ARTEP 5-436-37-MTP
		ARTEP 5-437-36-MTP
		ARTEP 5-437-38-MTP
		ARTEP47-002-47X-MTP
		ARTEP 5-025-66-MTP
		ARTEP 5-026-34-MTP
		ARTEP 5-027-10-MTP
		ARTEP 5-027-35-MTP
		ARTEP 5-053-11-MTP
		ARTEP 5-053-12-MTP
		ARTEP 5-053-35-MTP
		ARTEP 5-113-11-MTP
		ARTEP 5-113-12-MTP
		ARTEP 5-155-66-MTP
		ARTEP 5-156-34-MTP
		ARTEP 5-157-10-MTP
		ARTEP 5-157-35-MTP
		ARTEP 5-215-66-MTP
		ARTEP 5-216-34-MTP
		ARTEP 5-217-10-MTP
		ARTEP 5-217-35-MTP
		ARTEP 5-335-70-MTP
		ARTEP 5-425-66-MTP
		ARTEP 5-426-34-MTP
		ARTEP 5-427-10-MTP
		ARTEP 5-427-35-MTP
		ARTEP 5-445-64-MTP
		ARTEP 5-445-66-MTP
		ARTEP 5-446-34-MTP
		ARTEP 5-446-36-MTP
		ARTEP 5-447-10-MTP
		ARTEP 5-447-11-MTP
		ARTEP 5-447-35-MTP
		ARTEP 5-447-37-MTP
		ARTEP 5-463-10-MTP
		ARTEP 5-463-12-MTP
		ARTEP 5-463-15-MTP
		ARTEP 5-463-17-MTP
		ARTEP 5-463-35-MTP

**SUPPORTING COLLECTIVE TASKS**

<b>Task Number</b>	<b>Task Title</b>	<b>References</b>
05-3-0116	Remove a Hasty Protective Row Minefield	ARTEP 5-463-36-MTP
		ARTEP 5-473-35-MTP
		ARTEP 5-027-10-MTP
		ARTEP 5-027-35-MTP
		ARTEP 5-053-11-MTP
		ARTEP 5-053-12-MTP
		ARTEP 5-063-10-MTP
		ARTEP 5-063-11-MTP
		ARTEP 5-113-11-MTP
		ARTEP 5-113-12-MTP
		ARTEP 5-157-10-MTP
		ARTEP 5-157-35-MTP
		ARTEP 5-217-10-MTP
		ARTEP 5-217-35-MTP
		ARTEP 5-335-70-MTP
		ARTEP 5-337-10-MTP
		ARTEP 5-427-10-MTP
		ARTEP 5-427-35-MTP
		ARTEP 5-437-10-MTP
		ARTEP 5-437-11-MTP
		ARTEP 5-447-10-MTP
		ARTEP 5-447-11-MTP
		ARTEP 5-447-35-MTP
		ARTEP 5-447-37-MTP
		ARTEP 5-463-10-MTP
		ARTEP 5-463-12-MTP
ARTEP 5-463-15-MTP		
ARTEP 5-463-17-MTP		
ARTEP 5-463-35-MTP		
ARTEP 5-463-36-MTP		
05-3-0230	Construct a Protective Obstacle	ARTEP 5-473-35-MTP
		ARTEP 5-434-35-MTP
		ARTEP 5-436-35-MTP
05-3-0303	Construct Wire Obstacles	ARTEP 5-436-37-MTP
		ARTEP 5-520-10-MTP
		ARTEP 5-027-10-MTP
		ARTEP 5-053-11-MTP
		ARTEP 5-053-12-MTP
		ARTEP 5-063-10-MTP
		ARTEP 5-063-11-MTP
		ARTEP 5-113-11-MTP
		ARTEP 5-113-12-MTP
		ARTEP 5-113-35-MTP
ARTEP 5-157-10-MTP		
ARTEP 5-217-10-MTP		
ARTEP 5-337-10-MTP		
ARTEP 5-417-13-MTP		
ARTEP 5-417-17-MTP		
ARTEP 5-427-10-MTP		
ARTEP 5-437-10-MTP		
ARTEP 5-437-11-MTP		
ARTEP 5-447-10-MTP		
ARTEP 5-447-11-MTP		

**SUPPORTING COLLECTIVE TASKS**

<b>Task Number</b>	<b>Task Title</b>	<b>References</b>
05-3-0904.05-R01A	Establish Jobsite Security	ARTEP 5-473-35-MTP ARTEP 5-025-66-MTP ARTEP 5-026-34-MTP ARTEP 5-027-10-MTP ARTEP 5-027-35-MTP ARTEP 5-053-11-MTP ARTEP 5-053-12-MTP ARTEP 5-053-35-MTP ARTEP 5-063-10-MTP ARTEP 5-063-11-MTP ARTEP 5-063-35-MTP ARTEP 5-113-11-MTP ARTEP 5-113-12-MTP ARTEP 5-113-35-MTP ARTEP 5-145-12-MTP ARTEP 5-145-32-MTP ARTEP 5-155-66-MTP ARTEP 5-156-34-MTP ARTEP 5-157-10-MTP ARTEP 5-157-35-MTP ARTEP 5-215-66-MTP ARTEP 5-216-34-MTP ARTEP 5-217-10-MTP ARTEP 5-217-35-MTP ARTEP 5-335-60-MTP ARTEP 5-335-65-MTP ARTEP 5-335-66-MTP ARTEP 5-335-70-MTP ARTEP 5-336-34-MTP ARTEP 5-337-10-MTP ARTEP 5-337-35-MTP ARTEP 5-402-33-MTP ARTEP 5-402-68-MTP ARTEP 5-412-68-MTP ARTEP 5-412-69-MTP ARTEP 5-413-35-MTP ARTEP 5-415-66-MTP ARTEP 5-416-14-MTP ARTEP 5-416-34-MTP ARTEP 5-417-13-MTP ARTEP 5-417-17-MTP ARTEP 5-417-35-MTP ARTEP 5-423-11-MTP ARTEP 5-423-35-MTP ARTEP 5-424-35-MTP ARTEP 5-425-66-MTP ARTEP 5-426-34-MTP ARTEP 5-427-10-MTP ARTEP 5-427-35-MTP ARTEP 5-434-35-MTP ARTEP 5-435-66-MTP ARTEP 5-435-67-MTP ARTEP 5-436-35-MTP

**SUPPORTING COLLECTIVE TASKS**

<b>Task Number</b>	<b>Task Title</b>	<b>References</b>
		ARTEP 5-436-37-MTP
		ARTEP 5-437-10-MTP
		ARTEP 5-437-11-MTP
		ARTEP 5-437-36-MTP
		ARTEP 5-437-38-MTP
		ARTEP 5-443-35-MTP
		ARTEP 5-445-64-MTP
		ARTEP 5-445-66-MTP
		ARTEP 5-446-34-MTP
		ARTEP 5-446-36-MTP
		ARTEP 5-447-10-MTP
		ARTEP 5-447-11-MTP
		ARTEP 5-447-35-MTP
		ARTEP 5-447-37-MTP
		ARTEP 5-463-10-MTP
		ARTEP 5-463-12-MTP
		ARTEP 5-463-15-MTP
		ARTEP 5-463-17-MTP
		ARTEP 5-463-35-MTP
		ARTEP 5-463-36-MTP
		ARTEP 5-473-35-MTP
		ARTEP 5-603-35-MTP
		ARTEP 5-607-35-MTP
		ARTEP 5-608-35-MTP
05-3-1241	Conduct Defensive Operations in Military Operations on Urbanized Terrain (MOUT)	ARTEP 5-027-10-MTP
		ARTEP 5-063-10-MTP
		ARTEP 5-157-10-MTP
		ARTEP 5-217-10-MTP
		ARTEP 5-427-10-MTP
		ARTEP 5-447-10-MTP
		ARTEP 5-447-11-MTP
05-4-0110.05-R01A	Mark a Minefield	ARTEP 5-027-10-MTP
		ARTEP 5-053-12-MTP
		ARTEP 5-063-10-MTP
		ARTEP 5-113-12-MTP
		ARTEP 5-157-10-MTP
		ARTEP 5-217-10-MTP
		ARTEP 5-335-70-MTP
		ARTEP 5-337-10-MTP
		ARTEP 5-417-17-MTP
		ARTEP 5-427-10-MTP
		ARTEP 5-437-10-MTP
		ARTEP 5-437-11-MTP
		ARTEP 5-447-11-MTP
05-6-0094	Plan Engineer Survivability Operations	ARTEP 5-332-68-MTP
		ARTEP 5-402-68-MTP
		ARTEP 5-412-68-MTP
		ARTEP 5-412-69-MTP
		ARTEP 5-602-68-MTP
19-1-2001	Coordinate Area Security Operations	ARTEP47-002-47X-MTP
19-1-2203	Direct Site Security Operations	ARTEP47-002-47X-MTP
19-3-2204.05-T01A	Employ Physical Security Measures	ARTEP 5-025-66-MTP

**SUPPORTING COLLECTIVE TASKS**

Task Number	Task Title	References
		ARTEP 5-026-34-MTP
		ARTEP 5-027-10-MTP
		ARTEP 5-027-35-MTP
		ARTEP 5-053-11-MTP
		ARTEP 5-053-12-MTP
		ARTEP 5-053-35-MTP
		ARTEP 5-063-10-MTP
		ARTEP 5-063-11-MTP
		ARTEP 5-063-35-MTP
		ARTEP 5-113-11-MTP
		ARTEP 5-113-12-MTP
		ARTEP 5-113-35-MTP
		ARTEP 5-145-12-MTP
		ARTEP 5-145-32-MTP
		ARTEP 5-155-66-MTP
		ARTEP 5-156-34-MTP
		ARTEP 5-157-10-MTP
		ARTEP 5-157-35-MTP
		ARTEP 5-215-66-MTP
		ARTEP 5-216-34-MTP
		ARTEP 5-217-10-MTP
		ARTEP 5-217-35-MTP
		ARTEP 5-332-68-MTP
		ARTEP 5-335-60-MTP
		ARTEP 5-335-65-MTP
		ARTEP 5-335-66-MTP
		ARTEP 5-335-70-MTP
		ARTEP 5-335-DRILL
		ARTEP 5-336-34-MTP
		ARTEP 5-337-10-MTP
		ARTEP 5-337-35-MTP
		ARTEP 5-402-33-MTP
		ARTEP 5-402-68-MTP
		ARTEP 5-412-68-MTP
		ARTEP 5-412-69-MTP
		ARTEP 5-413-35-MTP
		ARTEP 5-415-66-MTP
		ARTEP 5-416-14-MTP
		ARTEP 5-416-34-MTP
		ARTEP 5-417-13-MTP
		ARTEP 5-417-17-MTP
		ARTEP 5-417-35-MTP
		ARTEP 5-423-11-MTP
		ARTEP 5-423-35-MTP
		ARTEP 5-424-35-MTP
		ARTEP 5-425-66-MTP
		ARTEP 5-426-34-MTP
		ARTEP 5-427-10-MTP
		ARTEP 5-427-35-MTP
		ARTEP 5-434-35-MTP
		ARTEP 5-435-66-MTP
		ARTEP 5-435-67-MTP
		ARTEP 5-436-35-MTP

**SUPPORTING COLLECTIVE TASKS**

<b>Task Number</b>	<b>Task Title</b>	<b>References</b>
		ARTEP 5-436-37-MTP
		ARTEP 5-437-10-MTP
		ARTEP 5-437-11-MTP
		ARTEP 5-437-36-MTP
		ARTEP 5-437-38-MTP
		ARTEP 5-443-35-MTP
		ARTEP 5-445-64-MTP
		ARTEP 5-445-66-MTP
		ARTEP 5-446-34-MTP
		ARTEP 5-446-36-MTP
		ARTEP 5-447-10-MTP
		ARTEP 5-447-11-MTP
		ARTEP 5-447-35-MTP
		ARTEP 5-447-37-MTP
		ARTEP 5-463-10-MTP
		ARTEP 5-463-12-MTP
		ARTEP 5-463-15-MTP
		ARTEP 5-463-17-MTP
		ARTEP 5-463-35-MTP
		ARTEP 5-463-36-MTP
		ARTEP 5-473-35-MTP
		ARTEP 5-500-21-MTP
		ARTEP 5-500-22-MTP
		ARTEP 5-500-24-MTP
		ARTEP 5-500-66-MTP
		ARTEP 5-510-10-MTP
		ARTEP 5-510-12-MTP
		ARTEP 5-510-14-MTP
		ARTEP 5-510-16-MTP
		ARTEP 5-510-18-MTP
		ARTEP 5-520-10-MTP
		ARTEP 5-520-12-MTP
		ARTEP 5-520-14-MTP
		ARTEP 5-530-10-MTP
		ARTEP 5-530-12-MTP
		ARTEP 5-530-14-MTP
		ARTEP 5-530-16-MTP
		ARTEP 5-540-10-MTP
		ARTEP 5-540-11-MTP
		ARTEP 5-540-12-MTP
		ARTEP 5-540-13-MTP
		ARTEP 5-602-68-MTP
		ARTEP 5-603-35-MTP
		ARTEP 5-605-66-MTP
		ARTEP 5-606-34-MTP
		ARTEP 5-607-35-MTP
		ARTEP 5-608-35-MTP
		ARTEP 5-615-66-MTP
		ARTEP 5-616-34-MTP
		ARTEP 5-617-10-MTP
		ARTEP 5-617-11-MTP
		ARTEP 5-617-35-MTP
		ARTEP 7-10-MTP

**SUPPORTING COLLECTIVE TASKS**

Task Number	Task Title	References
71-2-0332.05-T01A	Maintain Operations Security (OPSEC)	ARTEP 71-2-MTP ARTEP 7-7J-DRILL ARTEP 7-7J-MTP ARTEP 7-8-MTP ARTEP 7-90-MTP ARTEP 7-91-MTP ARTEP 7-92-MTP ARTEP 5-025-66-MTP ARTEP 5-026-34-MTP ARTEP 5-027-10-MTP ARTEP 5-027-35-MTP ARTEP 5-053-11-MTP ARTEP 5-053-12-MTP ARTEP 5-053-35-MTP ARTEP 5-063-10-MTP ARTEP 5-063-11-MTP ARTEP 5-063-35-MTP ARTEP 5-113-11-MTP ARTEP 5-113-12-MTP ARTEP 5-113-35-MTP ARTEP 5-145-12-MTP ARTEP 5-145-32-MTP ARTEP 5-155-66-MTP ARTEP 5-156-34-MTP ARTEP 5-157-10-MTP ARTEP 5-157-35-MTP ARTEP 5-215-66-MTP ARTEP 5-216-34-MTP ARTEP 5-217-10-MTP ARTEP 5-217-35-MTP ARTEP 5-332-68-MTP ARTEP 5-335-60-MTP ARTEP 5-335-65-MTP ARTEP 5-335-66-MTP ARTEP 5-335-70-MTP ARTEP 5-336-34-MTP ARTEP 5-337-10-MTP ARTEP 5-337-35-MTP ARTEP 5-402-68-MTP ARTEP 5-412-68-MTP ARTEP 5-412-69-MTP ARTEP 5-413-35-MTP ARTEP 5-415-66-MTP ARTEP 5-416-14-MTP ARTEP 5-416-34-MTP ARTEP 5-417-13-MTP ARTEP 5-417-17-MTP ARTEP 5-417-35-MTP ARTEP 5-423-11-MTP ARTEP 5-423-35-MTP ARTEP 5-424-35-MTP ARTEP 5-425-66-MTP ARTEP 5-426-34-MTP

**SUPPORTING COLLECTIVE TASKS**

<b>Task Number</b>	<b>Task Title</b>	<b>References</b>
		ARTEP 5-427-10-MTP
		ARTEP 5-427-35-MTP
		ARTEP 5-434-35-MTP
		ARTEP 5-435-66-MTP
		ARTEP 5-435-67-MTP
		ARTEP 5-436-35-MTP
		ARTEP 5-436-37-MTP
		ARTEP 5-437-10-MTP
		ARTEP 5-437-11-MTP
		ARTEP 5-437-36-MTP
		ARTEP 5-437-38-MTP
		ARTEP 5-443-35-MTP
		ARTEP 5-445-64-MTP
		ARTEP 5-445-66-MTP
		ARTEP 5-446-34-MTP
		ARTEP 5-446-36-MTP
		ARTEP 5-447-10-MTP
		ARTEP 5-447-11-MTP
		ARTEP 5-447-35-MTP
		ARTEP 5-447-37-MTP
		ARTEP 5-463-10-MTP
		ARTEP 5-463-12-MTP
		ARTEP 5-463-15-MTP
		ARTEP 5-463-17-MTP
		ARTEP 5-463-35-MTP
		ARTEP 5-463-36-MTP
		ARTEP 5-473-35-MTP
		ARTEP 5-500-21-MTP
		ARTEP 5-500-22-MTP
		ARTEP 5-500-24-MTP
		ARTEP 5-500-66-MTP
		ARTEP 5-510-10-MTP
		ARTEP 5-510-12-MTP
		ARTEP 5-510-14-MTP
		ARTEP 5-510-16-MTP
		ARTEP 5-510-18-MTP
		ARTEP 5-520-10-MTP
		ARTEP 5-520-12-MTP
		ARTEP 5-520-14-MTP
		ARTEP 5-530-10-MTP
		ARTEP 5-530-12-MTP
		ARTEP 5-530-14-MTP
		ARTEP 5-530-16-MTP
		ARTEP 5-540-10-MTP
		ARTEP 5-540-11-MTP
		ARTEP 5-540-12-MTP
		ARTEP 5-540-13-MTP
		ARTEP 5-602-68-MTP
		ARTEP 5-603-35-MTP
		ARTEP 5-605-66-MTP
		ARTEP 5-606-34-MTP
		ARTEP 5-607-35-MTP
		ARTEP 5-608-35-MTP



**SUPPORTING COLLECTIVE TASKS**

Task Number	Task Title	References
		ARTEP 5-615-66-MTP
		ARTEP 5-616-34-MTP
		ARTEP 5-617-10-MTP
		ARTEP 5-617-11-MTP
		ARTEP 5-617-35-MTP

**OPFOR TASKS AND STANDARDS**

**TASK:** Surrender to the Capturing Unit on the Battlefield (5-OPFOR-0024)

**CONDITION:** The enemy has captured the opposing forces (OPFOR) element's soldiers, documents, and equipment sensitive to the OPFOR tactical operations.

**STANDARD:** The OPFOR soldiers retain or destroy documents and equipment. The OPFOR element surrenders documents and equipment of no tactical use to the enemy and attempts to conceal or destroy items of tactical value. The OPFOR element attempts escape and evasion. 1. Prevents the successful capture of documents and equipment. 2. Destroys documents and equipment. 3. Removes identifying markings from equipment. 4. Removes unit-identifying insignia. 5. Provides misleading information. 6. Plans an escape. 7. Delays movement to the nearest collection point. 8. Prevents safeguarding of enemy prisoners of war (EPWs) in order to cause embarrassment to the United States (US).

**TASK:** Disrupt a Route Reconnaissance (5-OPFOR-0021)

**CONDITION:** The enemy is conducting a route reconnaissance. The opposing forces (OPFOR) element is positioned along the enemy's route.

**STANDARD:** The OPFOR element attempts to disrupt a squad/section conducting a route reconnaissance. 1. Prevents the unit from meeting its specified time schedule. 2. Forces the unit to deviate from its specified route. 3. Prevents the unit from reaching its assigned destination. 4. Surprises the squad/section. 5. Inflicts casualties on the unit.

**TASK:** Conduct a Raid (5-OPFOR-0004)

**CONDITION:** The opposing forces (OPFOR) element has occupied an objective rally point and has orders to conduct a raid on a combat service support (CSS) base.

**STANDARD:** The OPFOR element infiltrates the enemy's base and destroys all of the targets. 1. Surprises the enemy forces. 2. Assaults the support base and accomplishes the assigned tasks. 3. Destroys the specified equipment and supplies. 4. Avoids being decisively engaged. 5. Withdraws all personnel from the objective areas within the time prescribed. 6. Obtains all priority intelligence requirements (PIR) from the raid site. 7. Sustains only light casualties from enemy fire.

**TASK:** Conduct an Aerial Reconnaissance (5-OPFOR-0010)

**CONDITION:** The opposing forces (OPFOR) headquarters (HQ) element requires intelligence on the locations and identification of enemy elements. An aircraft is dispatched to take photographs and make a visual inspection of the enemy rear area.

**STANDARD:** The OPFOR element gathers photograph intelligence of the enemy. 1. Photographs the assigned sectors. 2. Makes quick visual checks where the ceiling is low. 3. Locates enemy positions in the area, particularly support and storage bases, and command and control (C2) facilities. 4. Sustains no loss of aircraft. 5. Reports priority intelligence requirements (PIR) and other information requirements to the OPFOR HQ.

**TASK:** Defeat Obstacles (5-OPFOR-0009)

**CONDITION:** The opposing forces (OPFOR) element encounters an obstacle that blocks the avenue of approach as it advances upon the enemy forces.

**STANDARD:** The OPFOR element bypasses or breaches the enemy obstacle. 1. Detects the obstacle before halting its main body. 2. Defeats the obstacle. a. Bypasses the obstacle without entering the engagement areas. b. Breaches the obstacle within 45 minutes and passes its entire force through the obstacle. 3. Does not incur degradation to the point that the mission must be discontinued.

**TASK:** Conduct an Attack (5-OPFOR-0008)

**CONDITION:** The enemy is conducting tactical operations. The opposing forces (OPFOR) element receives orders to attack the enemy, the area of occupation, or the main supply route (MSR) with smoke.

**STANDARD:** The OPFOR element disrupts the enemy's movement and smoke operations. 1. Determines the delivery method of the smoke attack. 2. Locates the target. 3. Delivers the smoke attack downwind. 4. Attacks the enemy with smoke, and surge attacks when the enemy responds to the smoke.

**TASK:** Disrupt Construction of Vehicle Fighting Positions (5-OPFOR-0020)

**CONDITION:** The opposing forces (OPFOR) element has located the enemy. The priority intelligence requirements (PIR) and other intelligence obtained by OPFOR patrols indicate the enemy is constructing vehicle fighting positions within its defensive area. The OPFOR element has automatic and antiarmor weapons and light mortars.

**STANDARD:** The OPFOR element attempts to disrupt the enemy's efforts to establish vehicle fighting positions. 1. Locates the defensive area. 2. Surprises the main body. 3. Penetrates the defensive area with squad-size probes. 4. Inflicts casualties on the unit. 5. Destroys vehicles. 6. Disrupts the unit's preparations (prevents or delays beyond the unit's allotted time).

**TASK:** Disrupt an Engineer Reconnaissance (5-OPFOR-0022)

**CONDITION:** The enemy is conducting an engineer reconnaissance. The opposing forces (OPFOR) element is positioned along the enemy's route.

**STANDARD:** The OPFOR element disrupts an engineer reconnaissance. 1. Prevents the unit from meeting its specified time schedule. 2. Forces the unit to deviate from its specified route. 3. Prevents the unit from accomplishing its assigned engineer reconnaissance. 4. Surprises the unit conducting the reconnaissance.

**TASK:** Conduct Terrorist and Saboteur Attacks (5-OPFOR-0005)

**CONDITION:** The opposing forces (OPFOR) element dispatches small teams into the enemy's rear area to disrupt combat service support (CSS) operations.

**STANDARD:** The enemy sustains disrupted command and control (C2), destroyed equipment and supplies, and light casualties. 1. Locates rear support bases and C2 facilities. 2. Delays and disrupts CSS operations through probes. 3. Infiltrates CSS bases to conduct sabotage and terrorist activities. 4. Inflicts light casualties. 5. Destroys supplies and equipment.

**TASK:** Defend a Minefield (5-OPFOR-0023)

**CONDITION:** The enemy is conducting a minefield sweeping operation. The opposing forces (OPFOR) element has a minefield placed in the enemy's path. The minefield is under constant observation and fire.

**STANDARD:** The OPFOR element defends a minefield against an enemy element conducting a minefield sweeping operation. 1. Prevents the unit from detecting the obstacle. 2. Disrupts the minefield sweeping operation. 3. Prevents the unit from conducting the minefield sweeping operation, prevents the unit from moving all personnel through the breach, or delays the completion of the minefield sweeping operation for more than 45 minutes.

**TASK:** Maintain Contact (5-OPFOR-0003)

**CONDITION:** The opposing forces (OPFOR) element is engaged with enemy base defense forces. The enemy forces are withdrawing under pressure.

**STANDARD:** The OPFOR element maintains enemy contact while the enemy withdraws. 1. Engages the enemy forces decisively. 2. Advances the OPFOR as the enemy forces withdraw. 3. Inflicts heavy casualties. 4. Captures the members of the enemy force. 5. Captures documents and equipment. 6. Safeguards captured documents, equipment, and personnel.

**TASK:** Conduct an Ambush (5-OPFOR-0007)

**CONDITION:** The enemy is moving in a convoy. The opposing forces (OPFOR) element is positioned along the enemy's route.

**STANDARD:** The OPFOR element inflicts casualties on the enemy and causes vehicle and equipment damage. 1. Prepares an ambush site before the element arrives. 2. Surprises march element forces. 3. Inflicts heavy casualties within the designated kill zone. 4. Inflicts heavy damage to vehicles and equipment within the designated kill zone. 5. Delays the march element from reaching a specified destination for a specified period of time. 6. Withdraws on order. 7. Sustains no casualties. 8. Reports actions to superiors.

**TASK:** Disrupt a Net Control Station (NCS) (5-OPFOR-0019)

**CONDITION:** The enemy has established a NCS. The opposing forces (OPFOR) element has radio and jamming equipment.

**STANDARD:** The OPFOR element attempts to disrupt an NCS. 1. Attempts to locate the radio frequency that the unit is operating on. 2. Attempts to enter the radio net. 3. Attempts to issue "bogus" orders to a unit on the net. 4. Jams the radio frequency and forces the unit to go to an alternate frequency.

**TASK:** Disrupt Defensive Preparations (5-OPFOR-0018)

**CONDITION:** The opposing forces (OPFOR) element has located the enemy. Priority intelligence requirements (PIR) and other intelligence requirements obtained by OPFOR patrols indicate that the enemy elements are establishing defensive positions. The OPFOR element has automatic and antiarmor weapons and light mortars.

**STANDARD:** The OPFOR element disrupts and delays the enemy's defensive preparations. 1. Locates and penetrates the enemy's security system. 2. Forces the enemy to delay defensive preparations. 3. Disrupts the enemy's obstacle preparations.

**TASK:** Disrupt Enemy Movement and Operations Using Tactical Nuclear Weapons (5-OPFOR-0016)

**CONDITION:** The opposing forces (OPFOR) element has located the enemy. Priority intelligence requirements (PIR) and other intelligence requirements have been obtained by OPFOR patrols. Tactical nuclear weapons are employed against key locations in the rear area.

**STANDARD:** The OPFOR element disrupts enemy movement and operations. 1. Disrupts or delays the movement of the enemy's equipment and supplies to the forward areas. 2. Destroys enemy equipment and supplies. 3. Inflicts a high rate of nuclear casualties among the enemy forces. 4. Denies the enemy the use of specified areas. 5. Contaminates the enemy's equipment and supplies.

**TASK:** Disrupt Quartering Party Operations (5-OPFOR-0017)

**CONDITION:** The enemy is conducting quartering party operations. It has established an assembly area (AA) but has not moved in the main body.

**STANDARD:** The opposing forces (OPFOR) element attempts to disrupt quartering party operations and infiltrate the enemy's AA. 1. Locates the quartering party and the AA. 2. Surprises the main body. 3. Penetrates the AA with squad-size probes. 4. Inflicts personnel casualties and vehicle damage. 5. Disrupts the unit's preparations (prevents or delays beyond the unit's allotted time).

**TASK:** Disrupt Enemy Movement and Operations Using Persistent and Nonpersistent Chemical Weapons (5-OPFOR-0015)

**CONDITION:** The opposing forces (OPFOR) element has located the enemy. Priority intelligence requirements (PIR) and other intelligence requirements have been obtained by OPFOR patrols. The OPFOR units deliver chemical agents, by means of conventional artillery weapons or aircraft, along selected supply routes and key bases in the rear area.

**STANDARD:** The OPFOR element disrupts enemy movement and operations using persistent and nonpersistent chemical weapons. 1. Delivers chemical agents in low and densely wooded areas. 2. Delays the movement of enemy supplies and equipment to the forward areas. 3. Restricts the movement of the enemy units in the rear area. 4. Channels the movement of enemy units into predesignated ambush areas. 5. Contaminates enemy supplies and equipment. 6. Inflicts a high rate of casualties on enemy forces.

**TASK:** Disrupt Movement (5-OPFOR-0014)

**CONDITION:** The enemy is expected to move through the opposing forces (OPFOR) element's area of operations. The OPFOR element has received an operation order (OPORD) or fragmentary order (FRAGO) to disrupt enemy movement. The enemy has the capability to defend with direct fire and antiarmor weapons.

**STANDARD:** The OPFOR element delays enemy movement. 1. Delays the element. 2. Forces the element to deviate from its route. 3. Prevents the element from reaching its destination. 4. Surprises the element's main body.

**TASK:** Counter Passage of Lines (5-OPFOR-0012)

**CONDITION:** Enemy forces are in defensive positions, but they are expected to attempt passage-of-lines operations. The opposing forces (OPFOR) received orders to disrupt enemy passage-of-lines operations.

**STANDARD:** The OPFOR element delays or prevents enemy passage of lines. 1. Delays the passage. 2. Prevents the company from moving all personnel through the stationary unit. 3. Engages the main body of either the moving or the stationary unit.

**TASK:** Disrupt Assembly Area (AA) Activities (5-OPFOR-0013)

**CONDITION:** Intelligence reports indicate that platoon- and company-size enemy units are operating in the opposing forces (OPFOR) area of operations. Enemy units can defend from AAs with direct fire, antiarmor weapons, and indirect fire. The enemy has close air support (CAS) and nuclear, biological, and chemical (NBC) capabilities.

**STANDARD:** The OPFOR element locates and disrupts the enemy's AA activities. 1. Locates the element's AA. 2. Probes the AA with squad- or team-size elements. 3. Inflicts more than 5 percent casualties on the element. 4. Disrupts the element's preparations (prevents or delays beyond the element's allotted time).

**TASK:** Attack (5-OPFOR-0001)

**CONDITION:** The opposing forces (OPFOR) element has located the enemy. The priority intelligence requirements (PIR) and other intelligence requirements have been obtained by OPFOR patrols. The OPFOR element has automatic and antiarmor weapons and light mortars.

**STANDARD:** The OPFOR element attempts to seize the terrain, vehicles, or equipment. 1. Develops an attack plan. 2. Surprises the enemy unit's main body. 3. Initiates the attack using a scheme of maneuver that exploits the enemy's flanks, gaps, and weaknesses. 4. Uses covered and concealed routes to approach the enemy forces' flanks, gaps, or weakly held areas. 5. Employs indirect fire to support the attack. 6. Penetrates enemy defenses. 7. Destroys equipment and supplies. 8. Inflicts heavy casualties. 9. Isolates the combat service support (CSS) base by blocking reinforcements. 10. Forces enemy units to displace. 11. Avoids being fixed in one position. 12. Withdraws before the CSS base is reinforced with tactical combat forces.

**TASK:** Conduct Sniper Operations (5-OPFOR-0006)

**CONDITION:** The opposing forces (OPFOR) element has assigned snipers (regular or irregular elements) in the enemy's rear area along the main supply route (MSR) and near support sites.

**STANDARD:** The OPFOR element kills or wounds targets. 1. Sets up a well-concealed location. 2. Engages vehicle drivers or personnel on foot with short bursts of semiautomatic fire. 3. Kills or wounds selected targets. 4. Prevents the position from being discovered by enemy forces. 5. Evacuates the area without being spotted. 6. Reports all specified priority intelligence requirements (PIR) and other intelligence requirements to the OPFOR headquarters (HQ).

**TASK:** Conduct Air Attacks (5-OPFOR-0002)

**CONDITION:** The opposing forces (OPFOR) element in the rear area has forwarded the positions of the enemy support sites or the locations of moving elements. The OPFOR aircraft have been dispatched to attack enemy installations or convoys.

**STANDARD:** The OPFOR element attempts to delay, disrupt, or damage the enemy targets by air. 1. Locates the target (support sites or convoys). 2. Makes attack runs on the designated targets. 3. Inflicts heavy damage to the selected target. 4. Sustains no loss of aircraft. 5. Delays moving the force for more than one hour.

- ELEMENTS:** Company  
 Company Headquarters  
 Maintenance Section  
 Three Engineer Platoon Headquarters  
 Nine Engineer Squads  
 Assault and Obstacle Platoon Headquarters  
 Obstacle Section  
 Three Assault Sections  
 Regimental Engineer Section  
 Combat Medical Section

**TASK:** React to Unexploded Ordnance (UXO) (09-2-0337.05-T01A)  
 (FM 21-16)

**ITERATION:** 1 2 3 4 5 M (Circle)  
**COMMANDER/LEADER ASSESSMENT:** T P U (Circle)

**CONDITIONS:** During combat operations, the unit encounters a UXO hazard. Some iterations of this task should be performed in MOPP4.

**TASK STANDARDS:** The element reacts to the UXO hazard while continuing the mission, without loss of personnel or equipment. The time required to perform this task is increased when conducting it in mission-oriented protection posture (MOPP) 4.

TASK STEPS AND PERFORMANCE MEASURES	GO	NO-GO
1. The element recognizes the UXO hazard. <ul style="list-style-type: none"> <li>a. Identified the UXO by type.</li> <li>b. Identified the UXO by subgroup.</li> <li>c. Observed all safety precautions.</li> </ul> * 2. The element leader takes immediate action for the UXO hazard. <ul style="list-style-type: none"> <li>a. Evacuated the area as appropriate.</li> <li>b. Determined the appropriate action.                             <ul style="list-style-type: none"> <li>(1) Avoided the UXO hazard.</li> <li>(2) Instituted protective measures.</li> </ul> </li> </ul> * 3. The element leader designates the element to mark the area. <ul style="list-style-type: none"> <li>a. Chose leaders to mark the area.</li> <li>b. Briefed leaders on the area to be marked.</li> </ul> * 4. The element marks the UXO hazard. <ul style="list-style-type: none"> <li>a. Marked all the logical approach routes.</li> <li>b. Ensured that the UXO was visible from all markers.</li> </ul> * 5. The element reports the UXO hazard. <ul style="list-style-type: none"> <li>a. Initiated the UXO spot report.</li> <li>b. Determined the priority based on the current situation.</li> <li>c. Forwarded the report to the next higher headquarters (HQ) by the fastest means available.</li> </ul>		

TASK PERFORMANCE / EVALUATION SUMMARY BLOCK							
ITERATION	1	2	3	4	5	M	TOTAL
TOTAL TASK STEPS EVALUATED							
TOTAL TASK STEPS "GO"							
TRAINING STATUS "GO"/"NO-GO"							

"\*\*" indicates a leader task step.

#### SUPPORTING INDIVIDUAL TASKS

Task Number	Task Title	References
093-403-5010	Recognize Military Explosive Ordnance by Type	STP 21-24-SMCT
093-403-5020	Take Immediate Action Based on Confirmation of an Explosive Hazard	STP 21-24-SMCT
093-403-5030	Report Explosive Hazard	STP 21-24-SMCT

#### SUPPORTING COLLECTIVE TASKS: NONE

#### OPFOR TASKS AND STANDARDS

**TASK:** Disrupt a Route Reconnaissance (5-OPFOR-0021)

**CONDITION:** The enemy is conducting a route reconnaissance. The opposing forces (OPFOR) element is positioned along the enemy's route.

**STANDARD:** The OPFOR element attempts to disrupt a squad/section conducting a route reconnaissance. 1. Prevents the unit from meeting its specified time schedule. 2. Forces the unit to deviate from its specified route. 3. Prevents the unit from reaching its assigned destination. 4. Surprises the squad/section. 5. Inflicts casualties on the unit.

**TASK:** Conduct an Aerial Reconnaissance (5-OPFOR-0010)

**CONDITION:** The opposing forces (OPFOR) headquarters (HQ) element requires intelligence on the locations and identification of enemy elements. An aircraft is dispatched to take photographs and make a visual inspection of the enemy rear area.

**STANDARD:** The OPFOR element gathers photograph intelligence of the enemy. 1. Photographs the assigned sectors. 2. Makes quick visual checks where the ceiling is low. 3. Locates enemy positions in the area, particularly support and storage bases, and command and control (C2) facilities. 4. Sustains no loss of aircraft. 5. Reports priority intelligence requirements (PIR) and other information requirements to the OPFOR HQ.

**TASK:** Conduct a Raid (5-OPFOR-0004)

**CONDITION:** The opposing forces (OPFOR) element has occupied an objective rally point and has orders to conduct a raid on a combat service support (CSS) base.

**STANDARD:** The OPFOR element infiltrates the enemy's base and destroys all of the targets. 1. Surprises the enemy forces. 2. Assaults the support base and accomplishes the assigned tasks. 3. Destroys the specified equipment and supplies. 4. Avoids being decisively engaged. 5. Withdraws all personnel from the objective areas within the time prescribed. 6. Obtains all priority intelligence requirements (PIR) from the raid site. 7. Sustains only light casualties from enemy fire.

**TASK:** Defeat Obstacles (5-OPFOR-0009)

**CONDITION:** The opposing forces (OPFOR) element encounters an obstacle that blocks the avenue of approach as it advances upon the enemy forces.

**STANDARD:** The OPFOR element bypasses or breaches the enemy obstacle. 1. Detects the obstacle before halting its main body. 2. Defeats the obstacle. a. Bypasses the obstacle without entering the engagement areas. b. Breaches the obstacle within 45 minutes and passes its entire force through the obstacle. 3. Does not incur degradation to the point that the mission must be discontinued.

**TASK:** Conduct an Attack (5-OPFOR-0008)

**CONDITION:** The enemy is conducting tactical operations. The opposing forces (OPFOR) element receives orders to attack the enemy, the area of occupation, or the main supply route (MSR) with smoke.

**STANDARD:** The OPFOR element disrupts the enemy's movement and smoke operations. 1. Determines the delivery method of the smoke attack. 2. Locates the target. 3. Delivers the smoke attack downwind. 4. Attacks the enemy with smoke, and surge attacks when the enemy responds to the smoke.

**TASK:** Disrupt Construction of Vehicle Fighting Positions (5-OPFOR-0020)

**CONDITION:** The opposing forces (OPFOR) element has located the enemy. The priority intelligence requirements (PIR) and other intelligence obtained by OPFOR patrols indicate the enemy is constructing vehicle fighting positions within its defensive area. The OPFOR element has automatic and antiarmor weapons and light mortars.

**STANDARD:** The OPFOR element attempts to disrupt the enemy's efforts to establish vehicle fighting positions. 1. Locates the defensive area. 2. Surprises the main body. 3. Penetrates the defensive area with squad-size probes. 4. Inflicts casualties on the unit. 5. Destroys vehicles. 6. Disrupts the unit's preparations (prevents or delays beyond the unit's allotted time).

**TASK:** Disrupt an Engineer Reconnaissance (5-OPFOR-0022)

**CONDITION:** The enemy is conducting an engineer reconnaissance. The opposing forces (OPFOR) element is positioned along the enemy's route.

**STANDARD:** The OPFOR element disrupts an engineer reconnaissance. 1. Prevents the unit from meeting its specified time schedule. 2. Forces the unit to deviate from its specified route. 3. Prevents the unit from accomplishing its assigned engineer reconnaissance. 4. Surprises the unit conducting the reconnaissance.

**TASK:** Conduct Terrorist and Saboteur Attacks (5-OPFOR-0005)

**CONDITION:** The opposing forces (OPFOR) element dispatches small teams into the enemy's rear area to disrupt combat service support (CSS) operations.



**STANDARD:** The enemy sustains disrupted command and control (C2), destroyed equipment and supplies, and light casualties. 1. Locates rear support bases and C2 facilities. 2. Delays and disrupts CSS operations through probes. 3. Infiltrates CSS bases to conduct sabotage and terrorist activities. 4. Inflicts light casualties. 5. Destroys supplies and equipment.

**TASK:** Defend a Minefield (5-OPFOR-0023)

**CONDITION:** The enemy is conducting a minefield sweeping operation. The opposing forces (OPFOR) element has a minefield placed in the enemy's path. The minefield is under constant observation and fire.

**STANDARD:** The OPFOR element defends a minefield against an enemy element conducting a minefield sweeping operation. 1. Prevents the unit from detecting the obstacle. 2. Disrupts the minefield sweeping operation. 3. Prevents the unit from conducting the minefield sweeping operation, prevents the unit from moving all personnel through the breach, or delays the completion of the minefield sweeping operation for more than 45 minutes.

**TASK:** Conduct an Ambush (5-OPFOR-0007)

**CONDITION:** The enemy is moving in a convoy. The opposing forces (OPFOR) element is positioned along the enemy's route.

**STANDARD:** The OPFOR element inflicts casualties on the enemy and causes vehicle and equipment damage. 1. Prepares an ambush site before the element arrives. 2. Surprises march element forces. 3. Inflicts heavy casualties within the designated kill zone. 4. Inflicts heavy damage to vehicles and equipment within the designated kill zone. 5. Delays the march element from reaching a specified destination for a specified period of time. 6. Withdraws on order. 7. Sustains no casualties. 8. Reports actions to superiors.

**TASK:** Maintain Contact (5-OPFOR-0003)

**CONDITION:** The opposing forces (OPFOR) element is engaged with enemy base defense forces. The enemy forces are withdrawing under pressure.

**STANDARD:** The OPFOR element maintains enemy contact while the enemy withdraws. 1. Engages the enemy forces decisively. 2. Advances the OPFOR as the enemy forces withdraw. 3. Inflicts heavy casualties. 4. Captures the members of the enemy force. 5. Captures documents and equipment. 6. Safeguards captured documents, equipment, and personnel.

**TASK:** Disrupt a Net Control Station (NCS) (5-OPFOR-0019)

**CONDITION:** The enemy has established a NCS. The opposing forces (OPFOR) element has radio and jamming equipment.

**STANDARD:** The OPFOR element attempts to disrupt an NCS. 1. Attempts to locate the radio frequency that the unit is operating on. 2. Attempts to enter the radio net. 3. Attempts to issue "bogus" orders to a unit on the net. 4. Jams the radio frequency and forces the unit to go to an alternate frequency.

**TASK:** Disrupt Defensive Preparations (5-OPFOR-0018)

**CONDITION:** The opposing forces (OPFOR) element has located the enemy. Priority intelligence requirements (PIR) and other intelligence requirements obtained by OPFOR patrols indicate that the enemy elements are establishing defensive positions. The OPFOR element has automatic and antiarmor weapons and light mortars.

**STANDARD:** The OPFOR element disrupts and delays the enemy's defensive preparations. 1. Locates and penetrates the enemy's security system. 2. Forces the enemy to delay defensive preparations. 3. Disrupts the enemy's obstacle preparations.

**TASK:** Disrupt Enemy Movement and Operations Using Tactical Nuclear Weapons (5-OPFOR-0016)

**CONDITION:** The opposing forces (OPFOR) element has located the enemy. Priority intelligence requirements (PIR) and other intelligence requirements have been obtained by OPFOR patrols. Tactical nuclear weapons are employed against key locations in the rear area.

**STANDARD:** The OPFOR element disrupts enemy movement and operations. 1. Disrupts or delays the movement of the enemy's equipment and supplies to the forward areas. 2. Destroys enemy equipment and supplies. 3. Inflicts a high rate of nuclear casualties among the enemy forces. 4. Denies the enemy the use of specified areas. 5. Contaminates the enemy's equipment and supplies.

**TASK:** Disrupt Quartering Party Operations (5-OPFOR-0017)

**CONDITION:** The enemy is conducting quartering party operations. It has established an assembly area (AA) but has not moved in the main body.

**STANDARD:** The opposing forces (OPFOR) element attempts to disrupt quartering party operations and infiltrate the enemy's AA. 1. Locates the quartering party and the AA. 2. Surprises the main body. 3. Penetrates the AA with squad-size probes. 4. Inflicts personnel casualties and vehicle damage. 5. Disrupts the unit's preparations (prevents or delays beyond the unit's allotted time).

**TASK:** Disrupt Enemy Movement and Operations Using Persistent and Nonpersistent Chemical Weapons (5-OPFOR-0015)

**CONDITION:** The opposing forces (OPFOR) element has located the enemy. Priority intelligence requirements (PIR) and other intelligence requirements have been obtained by OPFOR patrols. The OPFOR units deliver chemical agents, by means of conventional artillery weapons or aircraft, along selected supply routes and key bases in the rear area.

**STANDARD:** The OPFOR element disrupts enemy movement and operations using persistent and nonpersistent chemical weapons. 1. Delivers chemical agents in low and densely wooded areas. 2. Delays the movement of enemy supplies and equipment to the forward areas. 3. Restricts the movement of the enemy units in the rear area. 4. Channels the movement of enemy units into predesignated ambush areas. 5. Contaminates enemy supplies and equipment. 6. Inflicts a high rate of casualties on enemy forces.

**TASK:** Disrupt Movement (5-OPFOR-0014)

**CONDITION:** The enemy is expected to move through the opposing forces (OPFOR) element's area of operations. The OPFOR element has received an operation order (OPORD) or fragmentary order (FRAGO) to disrupt enemy movement. The enemy has the capability to defend with direct fire and antiarmor weapons.

**STANDARD:** The OPFOR element delays enemy movement. 1. Delays the element. 2. Forces the element to deviate from its route. 3. Prevents the element from reaching its destination. 4. Surprises the element's main body.

**TASK:** Counter Passage of Lines (5-OPFOR-0012)

**CONDITION:** Enemy forces are in defensive positions, but they are expected to attempt passage-of-lines operations. The opposing forces (OPFOR) received orders to disrupt enemy passage-of-lines operations.

**STANDARD:** The OPFOR element delays or prevents enemy passage of lines. 1. Delays the passage. 2. Prevents the company from moving all personnel through the stationary unit. 3. Engages the main body of either the moving or the stationary unit.

**TASK:** Disrupt Assembly Area (AA) Activities (5-OPFOR-0013)

**CONDITION:** Intelligence reports indicate that platoon- and company-size enemy units are operating in the opposing forces (OPFOR) area of operations. Enemy units can defend from AAs with direct fire, antiarmor weapons, and indirect fire. The enemy has close air support (CAS) and nuclear, biological, and chemical (NBC) capabilities.

**STANDARD:** The OPFOR element locates and disrupts the enemy's AA activities. 1. Locates the element's AA. 2. Probes the AA with squad- or team-size elements. 3. Inflicts more than 5 percent casualties on the element. 4. Disrupts the element's preparations (prevents or delays beyond the element's allotted time).

**TASK:** Attack (5-OPFOR-0001)

**CONDITION:** The opposing forces (OPFOR) element has located the enemy. The priority intelligence requirements (PIR) and other intelligence requirements have been obtained by OPFOR patrols. The OPFOR element has automatic and antiarmor weapons and light mortars.

**STANDARD:** The OPFOR element attempts to seize the terrain, vehicles, or equipment. 1. Develops an attack plan. 2. Surprises the enemy unit's main body. 3. Initiates the attack using a scheme of maneuver that exploits the enemy's flanks, gaps, and weaknesses. 4. Uses covered and concealed routes to approach the enemy forces' flanks, gaps, or weakly held areas. 5. Employs indirect fire to support the attack. 6. Penetrates enemy defenses. 7. Destroys equipment and supplies. 8. Inflicts heavy casualties. 9. Isolates the combat service support (CSS) base by blocking reinforcements. 10. Forces enemy units to displace. 11. Avoids being fixed in one position. 12. Withdraws before the CSS base is reinforced with tactical combat forces.

**TASK:** Surrender to the Capturing Unit on the Battlefield (5-OPFOR-0024)

**CONDITION:** The enemy has captured the opposing forces (OPFOR) element's soldiers, documents, and equipment sensitive to the OPFOR tactical operations.

**STANDARD:** The OPFOR soldiers retain or destroy documents and equipment. The OPFOR element surrenders documents and equipment of no tactical use to the enemy and attempts to conceal or destroy items of tactical value. The OPFOR element attempts escape and evasion. 1. Prevents the successful capture of documents and equipment. 2. Destroys documents and equipment. 3. Removes identifying markings from equipment. 4. Removes unit-identifying insignia. 5. Provides misleading information. 6. Plans an escape. 7. Delays movement to the nearest collection point. 8. Prevents safeguarding of enemy prisoners of war (EPWs) in order to cause embarrassment to the United States (US).

**TASK:** Conduct Air Attacks (5-OPFOR-0002)

**CONDITION:** The opposing forces (OPFOR) element in the rear area has forwarded the positions of the enemy support sites or the locations of moving elements. The OPFOR aircraft have been dispatched to attack enemy installations or convoys.

**STANDARD:** The OPFOR element attempts to delay, disrupt, or damage the enemy targets by air. 1. Locates the target (support sites or convoys). 2. Makes attack runs on the designated targets. 3. Inflicts heavy damage to the selected target. 4. Sustains no loss of aircraft. 5. Delays moving the force for more than one hour.

**TASK:** Conduct Sniper Operations (5-OPFOR-0006)

**CONDITION:** The opposing forces (OPFOR) element has assigned snipers (regular or irregular elements) in the enemy's rear area along the main supply route (MSR) and near support sites.

**STANDARD:** The OPFOR element kills or wounds targets. 1. Sets up a well-concealed location. 2. Engages vehicle drivers or personnel on foot with short bursts of semiautomatic fire. 3. Kills or wounds selected targets. 4. Prevents the position from being discovered by enemy forces. 5. Evacuates the area without being spotted. 6. Reports all specified priority intelligence requirements (PIR) and other intelligence requirements to the OPFOR headquarters (HQ).

- ELEMENTS:** Company  
 Company Headquarters  
 Maintenance Section  
 Three Engineer Platoon Headquarters  
 Nine Engineer Squads  
 Assault and Obstacle Platoon Headquarters  
 Obstacle Section  
 Three Assault Sections  
 Regimental Engineer Section  
 Combat Medical Section

**TASK:** Employ Physical Security Measures (19-3-2204.05-T01A)  
 (FM 3-19.30) (FM 3-19.4)

**ITERATION:** 1 2 3 4 5 (Circle)  
**COMMANDER/LEADER ASSESSMENT:** T P U (Circle)

**CONDITIONS:** An opposing forces (OPFOR) squad-size patrol attempts reconnaissance or intrusion into the command post (CP) perimeter. This task should not be trained in MOPP4.

**TASK STANDARDS:** The element maintains 24-hour security in its assigned sector and is not surprised by the OPFOR.

TASK STEPS AND PERFORMANCE MEASURES	GO	NO-GO
* 1. The element leader prepares a physical security plan. <ul style="list-style-type: none"> <li>a. Controlled the entry of vehicles into the CP.</li> <li>b. Developed procedures for selecting and manning perimeter positions.</li> <li>c. Developed procedures for detecting and reporting OPFOR intrusion or observation of the CP's perimeter.</li> <li>d. Controlled access to the element's defensive areas.</li> <li>e. Established communications links between observation posts (OPs) and the reaction force.</li> <li>f. Developed procedures for initial response to ground attacks.</li> </ul> 2. The element operates a guard force. <ul style="list-style-type: none"> <li>a. Established communications with the guard commander.</li> <li>b. Stopped unauthorized entry into restricted areas.</li> <li>c. Conducted random exterior patrols to find and neutralize OPFOR intruders before they breached the CP's perimeter.</li> </ul> 3. The element reacts to an OPFOR ground attack. <ul style="list-style-type: none"> <li>a. Assumed preplanned positions.</li> <li>b. Denied intrusion into the CP's perimeter.</li> </ul>		

TASK PERFORMANCE / EVALUATION SUMMARY BLOCK							
ITERATION	1	2	3	4	5		TOTAL
TOTAL TASK STEPS EVALUATED							
TOTAL TASK STEPS "GO"							
TRAINING STATUS "GO"/"NO-GO"							

"\*" indicates a leader task step.

**SUPPORTING INDIVIDUAL TASKS: NONE**

**SUPPORTING COLLECTIVE TASKS: NONE**

**OPFOR TASKS AND STANDARDS**

**TASK:** Disrupt a Route Reconnaissance (5-OPFOR-0021)

**CONDITION:** The enemy is conducting a route reconnaissance. The opposing forces (OPFOR) element is positioned along the enemy's route.

**STANDARD:** The OPFOR element attempts to disrupt a squad/section conducting a route reconnaissance. 1. Prevents the unit from meeting its specified time schedule. 2. Forces the unit to deviate from its specified route. 3. Prevents the unit from reaching its assigned destination. 4. Surprises the squad/section. 5. Inflicts casualties on the unit.

**TASK:** Conduct an Attack (5-OPFOR-0008)

**CONDITION:** The enemy is conducting tactical operations. The opposing forces (OPFOR) element receives orders to attack the enemy, the area of occupation, or the main supply route (MSR) with smoke.

**STANDARD:** The OPFOR element disrupts the enemy's movement and smoke operations. 1. Determines the delivery method of the smoke attack. 2. Locates the target. 3. Delivers the smoke attack downwind. 4. Attacks the enemy with smoke, and surge attacks when the enemy responds to the smoke.

**TASK:** Conduct a Raid (5-OPFOR-0004)

**CONDITION:** The opposing forces (OPFOR) element has occupied an objective rally point and has orders to conduct a raid on a combat service support (CSS) base.

**STANDARD:** The OPFOR element infiltrates the enemy's base and destroys all of the targets. 1. Surprises the enemy forces. 2. Assaults the support base and accomplishes the assigned tasks. 3. Destroys the specified equipment and supplies. 4. Avoids being decisively engaged. 5. Withdraws all personnel from the objective areas within the time prescribed. 6. Obtains all priority intelligence requirements (PIR) from the raid site. 7. Sustains only light casualties from enemy fire.

**TASK:** Conduct an Aerial Reconnaissance (5-OPFOR-0010)

**CONDITION:** The opposing forces (OPFOR) headquarters (HQ) element requires intelligence on the locations and identification of enemy elements. An aircraft is dispatched to take photographs and make a visual inspection of the enemy rear area.

**STANDARD:** The OPFOR element gathers photograph intelligence of the enemy. 1. Photographs the assigned sectors. 2. Makes quick visual checks where the ceiling is low. 3. Locates enemy positions in the area, particularly support and storage bases, and command and control (C2) facilities. 4. Sustains no loss of aircraft. 5. Reports priority intelligence requirements (PIR) and other information requirements to the OPFOR HQ.

**TASK:** Defeat Obstacles (5-OPFOR-0009)

**CONDITION:** The opposing forces (OPFOR) element encounters an obstacle that blocks the avenue of approach as it advances upon the enemy forces.

**STANDARD:** The OPFOR element bypasses or breaches the enemy obstacle. 1. Detects the obstacle before halting its main body. 2. Defeats the obstacle. a. Bypasses the obstacle without entering the engagement areas. b. Breaches the obstacle within 45 minutes and passes its entire force through the obstacle. 3. Does not incur degradation to the point that the mission must be discontinued.

**TASK:** Disrupt Construction of Vehicle Fighting Positions (5-OPFOR-0020)

**CONDITION:** The opposing forces (OPFOR) element has located the enemy. The priority intelligence requirements (PIR) and other intelligence obtained by OPFOR patrols indicate the enemy is constructing vehicle fighting positions within its defensive area. The OPFOR element has automatic and antiarmor weapons and light mortars.

**STANDARD:** The OPFOR element attempts to disrupt the enemy's efforts to establish vehicle fighting positions. 1. Locates the defensive area. 2. Surprises the main body. 3. Penetrates the defensive area with squad-size probes. 4. Inflicts casualties on the unit. 5. Destroys vehicles. 6. Disrupts the unit's preparations (prevents or delays beyond the unit's allotted time).

**TASK:** Disrupt an Engineer Reconnaissance (5-OPFOR-0022)

**CONDITION:** The enemy is conducting an engineer reconnaissance. The opposing forces (OPFOR) element is positioned along the enemy's route.

**STANDARD:** The OPFOR element disrupts an engineer reconnaissance. 1. Prevents the unit from meeting its specified time schedule. 2. Forces the unit to deviate from its specified route. 3. Prevents the unit from accomplishing its assigned engineer reconnaissance. 4. Surprises the unit conducting the reconnaissance.

**TASK:** Defend a Minefield (5-OPFOR-0023)

**CONDITION:** The enemy is conducting a minefield sweeping operation. The opposing forces (OPFOR) element has a minefield placed in the enemy's path. The minefield is under constant observation and fire.

**STANDARD:** The OPFOR element defends a minefield against an enemy element conducting a minefield sweeping operation. 1. Prevents the unit from detecting the obstacle. 2. Disrupts the minefield sweeping operation. 3. Prevents the unit from conducting the minefield sweeping operation, prevents the unit from moving all personnel through the breach, or delays the completion of the minefield sweeping operation for more than 45 minutes.

**TASK:** Conduct Terrorist and Saboteur Attacks (5-OPFOR-0005)

**CONDITION:** The opposing forces (OPFOR) element dispatches small teams into the enemy's rear area to disrupt combat service support (CSS) operations.

**STANDARD:** The enemy sustains disrupted command and control (C2), destroyed equipment and supplies, and light casualties. 1. Locates rear support bases and C2 facilities. 2. Delays and disrupts CSS operations through probes. 3. Infiltrates CSS bases to conduct sabotage and terrorist activities. 4. Inflicts light casualties. 5. Destroys supplies and equipment.

**TASK:** Conduct Sniper Operations (5-OPFOR-0006)

**CONDITION:** The opposing forces (OPFOR) element has assigned snipers (regular or irregular elements) in the enemy's rear area along the main supply route (MSR) and near support sites.

**STANDARD:** The OPFOR element kills or wounds targets. 1. Sets up a well-concealed location. 2. Engages vehicle drivers or personnel on foot with short bursts of semiautomatic fire. 3. Kills or wounds selected targets. 4. Prevents the position from being discovered by enemy forces. 5. Evacuates the area without being spotted. 6. Reports all specified priority intelligence requirements (PIR) and other intelligence requirements to the OPFOR headquarters (HQ).

**TASK:** Maintain Contact (5-OPFOR-0003)

**CONDITION:** The opposing forces (OPFOR) element is engaged with enemy base defense forces. The enemy forces are withdrawing under pressure.

**STANDARD:** The OPFOR element maintains enemy contact while the enemy withdraws. 1. Engages the enemy forces decisively. 2. Advances the OPFOR as the enemy forces withdraw. 3. Inflicts heavy casualties. 4. Captures the members of the enemy force. 5. Captures documents and equipment. 6. Safeguards captured documents, equipment, and personnel.

**TASK:** Conduct an Ambush (5-OPFOR-0007)

**CONDITION:** The enemy is moving in a convoy. The opposing forces (OPFOR) element is positioned along the enemy's route.

**STANDARD:** The OPFOR element inflicts casualties on the enemy and causes vehicle and equipment damage. 1. Prepares an ambush site before the element arrives. 2. Surprises march element forces. 3. Inflicts heavy casualties within the designated kill zone. 4. Inflicts heavy damage to vehicles and equipment within the designated kill zone. 5. Delays the march element from reaching a specified destination for a specified period of time. 6. Withdraws on order. 7. Sustains no casualties. 8. Reports actions to superiors.

**TASK:** Surrender to the Capturing Unit on the Battlefield (5-OPFOR-0024)

**CONDITION:** The enemy has captured the opposing forces (OPFOR) element's soldiers, documents, and equipment sensitive to the OPFOR tactical operations.

**STANDARD:** The OPFOR soldiers retain or destroy documents and equipment. The OPFOR element surrenders documents and equipment of no tactical use to the enemy and attempts to conceal or destroy items of tactical value. The OPFOR element attempts escape and evasion. 1. Prevents the successful capture of documents and equipment. 2. Destroys documents and equipment. 3. Removes identifying markings from equipment. 4. Removes unit-identifying insignia. 5. Provides misleading information. 6. Plans an escape. 7. Delays movement to the nearest collection point. 8. Prevents safeguarding of enemy prisoners of war (EPWs) in order to cause embarrassment to the United States (US).

**TASK:** Disrupt a Net Control Station (NCS) (5-OPFOR-0019)

**CONDITION:** The enemy has established a NCS. The opposing forces (OPFOR) element has radio and jamming equipment.

**STANDARD:** The OPFOR element attempts to disrupt an NCS. 1. Attempts to locate the radio frequency that the unit is operating on. 2. Attempts to enter the radio net. 3. Attempts to issue "bogus" orders to a unit on the net. 4. Jams the radio frequency and forces the unit to go to an alternate frequency.

**TASK:** Disrupt Defensive Preparations (5-OPFOR-0018)



**CONDITION:** The opposing forces (OPFOR) element has located the enemy. Priority intelligence requirements (PIR) and other intelligence requirements obtained by OPFOR patrols indicate that the enemy elements are establishing defensive positions. The OPFOR element has automatic and antiarmor weapons and light mortars.

**STANDARD:** The OPFOR element disrupts and delays the enemy's defensive preparations. 1. Locates and penetrates the enemy's security system. 2. Forces the enemy to delay defensive preparations. 3. Disrupts the enemy's obstacle preparations.

**TASK:** Disrupt Enemy Movement and Operations Using Tactical Nuclear Weapons (5-OPFOR-0016)

**CONDITION:** The opposing forces (OPFOR) element has located the enemy. Priority intelligence requirements (PIR) and other intelligence requirements have been obtained by OPFOR patrols. Tactical nuclear weapons are employed against key locations in the rear area.

**STANDARD:** The OPFOR element disrupts enemy movement and operations. 1. Disrupts or delays the movement of the enemy's equipment and supplies to the forward areas. 2. Destroys enemy equipment and supplies. 3. Inflicts a high rate of nuclear casualties among the enemy forces. 4. Denies the enemy the use of specified areas. 5. Contaminates the enemy's equipment and supplies.

**TASK:** Disrupt Quartering Party Operations (5-OPFOR-0017)

**CONDITION:** The enemy is conducting quartering party operations. It has established an assembly area (AA) but has not moved in the main body.

**STANDARD:** The opposing forces (OPFOR) element attempts to disrupt quartering party operations and infiltrate the enemy's AA. 1. Locates the quartering party and the AA. 2. Surprises the main body. 3. Penetrates the AA with squad-size probes. 4. Inflicts personnel casualties and vehicle damage. 5. Disrupts the unit's preparations (prevents or delays beyond the unit's allotted time).

**TASK:** Disrupt Enemy Movement and Operations Using Persistent and Nonpersistent Chemical Weapons (5-OPFOR-0015)

**CONDITION:** The opposing forces (OPFOR) element has located the enemy. Priority intelligence requirements (PIR) and other intelligence requirements have been obtained by OPFOR patrols. The OPFOR units deliver chemical agents, by means of conventional artillery weapons or aircraft, along selected supply routes and key bases in the rear area.

**STANDARD:** The OPFOR element disrupts enemy movement and operations using persistent and nonpersistent chemical weapons. 1. Delivers chemical agents in low and densely wooded areas. 2. Delays the movement of enemy supplies and equipment to the forward areas. 3. Restricts the movement of the enemy units in the rear area. 4. Channels the movement of enemy units into predesignated ambush areas. 5. Contaminates enemy supplies and equipment. 6. Inflicts a high rate of casualties on enemy forces.

**TASK:** Disrupt Movement (5-OPFOR-0014)

**CONDITION:** The enemy is expected to move through the opposing forces (OPFOR) element's area of operations. The OPFOR element has received an operation order (OPORD) or fragmentary order (FRAGO) to disrupt enemy movement. The enemy has the capability to defend with direct fire and antiarmor weapons.

**STANDARD:** The OPFOR element delays enemy movement. 1. Delays the element. 2. Forces the element to deviate from its route. 3. Prevents the element from reaching its destination. 4. Surprises the element's main body.

**TASK:** Counter Passage of Lines (5-OPFOR-0012)

**CONDITION:** Enemy forces are in defensive positions, but they are expected to attempt passage-of-lines operations. The opposing forces (OPFOR) received orders to disrupt enemy passage-of-lines operations.

**STANDARD:** The OPFOR element delays or prevents enemy passage of lines. 1. Delays the passage. 2. Prevents the company from moving all personnel through the stationary unit. 3. Engages the main body of either the moving or the stationary unit.

**TASK:** Disrupt Assembly Area (AA) Activities (5-OPFOR-0013)

**CONDITION:** Intelligence reports indicate that platoon- and company-size enemy units are operating in the opposing forces (OPFOR) area of operations. Enemy units can defend from AAs with direct fire, antiarmor weapons, and indirect fire. The enemy has close air support (CAS) and nuclear, biological, and chemical (NBC) capabilities.

**STANDARD:** The OPFOR element locates and disrupts the enemy's AA activities. 1. Locates the element's AA. 2. Probes the AA with squad- or team-size elements. 3. Inflicts more than 5 percent casualties on the element. 4. Disrupts the element's preparations (prevents or delays beyond the element's allotted time).

**TASK:** Attack (5-OPFOR-0001)

**CONDITION:** The opposing forces (OPFOR) element has located the enemy. The priority intelligence requirements (PIR) and other intelligence requirements have been obtained by OPFOR patrols. The OPFOR element has automatic and antiarmor weapons and light mortars.

**STANDARD:** The OPFOR element attempts to seize the terrain, vehicles, or equipment. 1. Develops an attack plan. 2. Surprises the enemy unit's main body. 3. Initiates the attack using a scheme of maneuver that exploits the enemy's flanks, gaps, and weaknesses. 4. Uses covered and concealed routes to approach the enemy forces' flanks, gaps, or weakly held areas. 5. Employs indirect fire to support the attack. 6. Penetrates enemy defenses. 7. Destroys equipment and supplies. 8. Inflicts heavy casualties. 9. Isolates the combat service support (CSS) base by blocking reinforcements. 10. Forces enemy units to displace. 11. Avoids being fixed in one position. 12. Withdraws before the CSS base is reinforced with tactical combat forces.

**TASK:** Conduct Air Attacks (5-OPFOR-0002)

**CONDITION:** The opposing forces (OPFOR) element in the rear area has forwarded the positions of the enemy support sites or the locations of moving elements. The OPFOR aircraft have been dispatched to attack enemy installations or convoys.

**STANDARD:** The OPFOR element attempts to delay, disrupt, or damage the enemy targets by air. 1. Locates the target (support sites or convoys). 2. Makes attack runs on the designated targets. 3. Inflicts heavy damage to the selected target. 4. Sustains no loss of aircraft. 5. Delays moving the force for more than one hour.

**ELEMENTS:** Company  
 Company Headquarters  
 Maintenance Section  
 Three Engineer Platoon Headquarters  
 Nine Engineer Squads  
 Assault and Obstacle Platoon Headquarters  
 Obstacle Section  
 Three Assault Sections  
 Regimental Engineer Section  
 Combat Medical Section

**TASK:** Use Passive Air Defense Measures (44-1-C220.05-T01A)  
 (FM 44-100) (FM 44-64) (FM 44-8)

**ITERATION:** 1 2 3 4 5 M (Circle)  
**COMMANDER/LEADER ASSESSMENT:** T P U (Circle)

**CONDITIONS:** The element is in a tactical position. Hostile aerial platforms (rotary-wing, fixed-wing, and unmanned aerial vehicles [UAVs]) have been operating in the general area. The element's weapon control status (WCS) is WEAPONS HOLD. Some iterations of this task should be performed in MOPP4.

**TASK STANDARDS:** The opposing forces (OPFOR) element's aerial platforms (rotary-wing, fixed-wing, and UAVs) do not detect the unit. The time required to perform this task is increased when conducting it in mission-oriented protection posture (MOPP) 4 or blackout conditions.

TASK STEPS AND PERFORMANCE MEASURES	GO	NO-GO
<p>* 1. The element leader uses passive air defense measures in a tactical position.</p> <ul style="list-style-type: none"> <li>a. Used all available resources (camouflage, cover, concealment, and dispersion) to hide personnel and equipment to limit vulnerability.</li> </ul> <p>NOTE: Air situational awareness (SA) is achieved by the unit's monitoring the simplified handheld terminal units (SHTUs).</p> <ul style="list-style-type: none"> <li>b. Covered or shaded any shiny items, particularly windshields and optics.</li> <li>c. Established and rehearsed the air attack alarms.</li> <li>d. Dispersed vehicles, tents, and supplies to reduce vulnerability to an air attack.</li> <li>e. Constructed field fortifications with organic equipment as necessary to protect personnel and vulnerable mission-essential equipment.</li> <li>f. Manned observation posts (OPs), daytime or nighttime, to provide warning of approaching aerial platforms (rotary-wing, fixed-wing, and UAVs).</li> <li>g. Established a listening watch on the air defense early-warning net, if the equipment was available and operational.</li> </ul> <p>* 2. The element leader uses passive air defense measures in a convoy.</p> <ul style="list-style-type: none"> <li>a. Ensured that all personnel received the convoy commander's briefing.</li> <li>b. Camouflaged vehicles and equipment before moving out.</li> <li>c. Selected a column interval based on instructions, the mission, and the terrain.</li> <li>d. Placed crew-served weapons throughout the convoy to cover the avenues of approach (front, rear, and flank).</li> <li>e. Assigned soldiers to air guard duties with specific search sectors covering 360 degrees.</li> </ul>		

TASK STEPS AND PERFORMANCE MEASURES	GO	NO-GO
f. Identified threat aerial platforms (rotary-wing, fixed-wing, and UAVs) visually. g. Reported all aircraft actions to the higher headquarters (HQ). h. Established and rehearsed the air attack alarms.  3. Element personnel use passive air defense measures when occupying or displacing a position. a. Maintained the vehicle interval specified in the movement order. b. Staggered vehicles to avoid linear patterns. c. Assigned air guards to the sectors of search that covered 360 degrees, and maintained the coverage until the convoy completed the movement. d. Identified threat aerial platforms (rotary-wing, fixed-wing, and UAVs) visually. e. Reported all aircraft actions to the higher HQ. f. Established the vehicle order of precedence.		

TASK PERFORMANCE / EVALUATION SUMMARY BLOCK							
ITERATION	1	2	3	4	5	M	TOTAL
TOTAL TASK STEPS EVALUATED							
TOTAL TASK STEPS "GO"							
TRAINING STATUS "GO"/"NO-GO"							

"\*" indicates a leader task step.

**SUPPORTING INDIVIDUAL TASKS: NONE**

**SUPPORTING COLLECTIVE TASKS: NONE**

**OPFOR TASKS AND STANDARDS**

**TASK:** Surrender to the Capturing Unit on the Battlefield (5-OPFOR-0024)

**CONDITION:** The enemy has captured the opposing forces (OPFOR) element's soldiers, documents, and equipment sensitive to the OPFOR tactical operations.

**STANDARD:** The OPFOR soldiers retain or destroy documents and equipment. The OPFOR element surrenders documents and equipment of no tactical use to the enemy and attempts to conceal or destroy items of tactical value. The OPFOR element attempts escape and evasion. 1. Prevents the successful capture of documents and equipment. 2. Destroys documents and equipment. 3. Removes identifying markings from equipment. 4. Removes unit-identifying insignia. 5. Provides misleading information. 6. Plans an escape. 7. Delays movement to the nearest collection point. 8. Prevents safeguarding of enemy prisoners of war (EPWs) in order to cause embarrassment to the United States (US).

**TASK:** Disrupt a Route Reconnaissance (5-OPFOR-0021)

**CONDITION:** The enemy is conducting a route reconnaissance. The opposing forces (OPFOR) element is positioned along the enemy's route.

**STANDARD:** The OPFOR element attempts to disrupt a squad/section conducting a route reconnaissance. 1. Prevents the unit from meeting its specified time schedule. 2. Forces the unit to deviate from its specified route. 3. Prevents the unit from reaching its assigned destination. 4. Surprises the squad/section. 5. Inflicts casualties on the unit.

**TASK:** Conduct an Attack (5-OPFOR-0008)

**CONDITION:** The enemy is conducting tactical operations. The opposing forces (OPFOR) element receives orders to attack the enemy, the area of occupation, or the main supply route (MSR) with smoke.

**STANDARD:** The OPFOR element disrupts the enemy's movement and smoke operations. 1. Determines the delivery method of the smoke attack. 2. Locates the target. 3. Delivers the smoke attack downwind. 4. Attacks the enemy with smoke, and surge attacks when the enemy responds to the smoke.

**TASK:** Conduct a Raid (5-OPFOR-0004)

**CONDITION:** The opposing forces (OPFOR) element has occupied an objective rally point and has orders to conduct a raid on a combat service support (CSS) base.

**STANDARD:** The OPFOR element infiltrates the enemy's base and destroys all of the targets. 1. Surprises the enemy forces. 2. Assaults the support base and accomplishes the assigned tasks. 3. Destroys the specified equipment and supplies. 4. Avoids being decisively engaged. 5. Withdraws all personnel from the objective areas within the time prescribed. 6. Obtains all priority intelligence requirements (PIR) from the raid site. 7. Sustains only light casualties from enemy fire.

**TASK:** Conduct an Aerial Reconnaissance (5-OPFOR-0010)

**CONDITION:** The opposing forces (OPFOR) headquarters (HQ) element requires intelligence on the locations and identification of enemy elements. An aircraft is dispatched to take photographs and make a visual inspection of the enemy rear area.

**STANDARD:** The OPFOR element gathers photograph intelligence of the enemy. 1. Photographs the assigned sectors. 2. Makes quick visual checks where the ceiling is low. 3. Locates enemy positions in the area, particularly support and storage bases, and command and control (C2) facilities. 4. Sustains no loss of aircraft. 5. Reports priority intelligence requirements (PIR) and other information requirements to the OPFOR HQ.

**TASK:** Defeat Obstacles (5-OPFOR-0009)

**CONDITION:** The opposing forces (OPFOR) element encounters an obstacle that blocks the avenue of approach as it advances upon the enemy forces.

**STANDARD:** The OPFOR element bypasses or breaches the enemy obstacle. 1. Detects the obstacle before halting its main body. 2. Defeats the obstacle. a. Bypasses the obstacle without entering the engagement areas. b. Breaches the obstacle within 45 minutes and passes its entire force through the obstacle. 3. Does not incur degradation to the point that the mission must be discontinued.

**TASK:** Disrupt Construction of Vehicle Fighting Positions (5-OPFOR-0020)

**CONDITION:** The opposing forces (OPFOR) element has located the enemy. The priority intelligence requirements (PIR) and other intelligence obtained by OPFOR patrols indicate the enemy is constructing vehicle fighting positions within its defensive area. The OPFOR element has automatic and antiarmor weapons and light mortars.

**STANDARD:** The OPFOR element attempts to disrupt the enemy's efforts to establish vehicle fighting positions. 1. Locates the defensive area. 2. Surprises the main body. 3. Penetrates the defensive area with squad-size probes. 4. Inflicts casualties on the unit. 5. Destroys vehicles. 6. Disrupts the unit's preparations (prevents or delays beyond the unit's allotted time).

**TASK:** Disrupt an Engineer Reconnaissance (5-OPFOR-0022)

**CONDITION:** The enemy is conducting an engineer reconnaissance. The opposing forces (OPFOR) element is positioned along the enemy's route.

**STANDARD:** The OPFOR element disrupts an engineer reconnaissance. 1. Prevents the unit from meeting its specified time schedule. 2. Forces the unit to deviate from its specified route. 3. Prevents the unit from accomplishing its assigned engineer reconnaissance. 4. Surprises the unit conducting the reconnaissance.

**TASK:** Defend a Minefield (5-OPFOR-0023)

**CONDITION:** The enemy is conducting a minefield sweeping operation. The opposing forces (OPFOR) element has a minefield placed in the enemy's path. The minefield is under constant observation and fire.

**STANDARD:** The OPFOR element defends a minefield against an enemy element conducting a minefield sweeping operation. 1. Prevents the unit from detecting the obstacle. 2. Disrupts the minefield sweeping operation. 3. Prevents the unit from conducting the minefield sweeping operation, prevents the unit from moving all personnel through the breach, or delays the completion of the minefield sweeping operation for more than 45 minutes.

**TASK:** Conduct Terrorist and Saboteur Attacks (5-OPFOR-0005)

**CONDITION:** The opposing forces (OPFOR) element dispatches small teams into the enemy's rear area to disrupt combat service support (CSS) operations.

**STANDARD:** The enemy sustains disrupted command and control (C2), destroyed equipment and supplies, and light casualties. 1. Locates rear support bases and C2 facilities. 2. Delays and disrupts CSS operations through probes. 3. Infiltrates CSS bases to conduct sabotage and terrorist activities. 4. Inflicts light casualties. 5. Destroys supplies and equipment.

**TASK:** Conduct Sniper Operations (5-OPFOR-0006)

**CONDITION:** The opposing forces (OPFOR) element has assigned snipers (regular or irregular elements) in the enemy's rear area along the main supply route (MSR) and near support sites.

**STANDARD:** The OPFOR element kills or wounds targets. 1. Sets up a well-concealed location. 2. Engages vehicle drivers or personnel on foot with short bursts of semiautomatic fire. 3. Kills or wounds selected targets. 4. Prevents the position from being discovered by enemy forces. 5. Evacuates the area without being spotted. 6. Reports all specified priority intelligence requirements (PIR) and other intelligence requirements to the OPFOR headquarters (HQ).

**TASK:** Maintain Contact (5-OPFOR-0003)

**CONDITION:** The opposing forces (OPFOR) element is engaged with enemy base defense forces. The enemy forces are withdrawing under pressure.

**STANDARD:** The OPFOR element maintains enemy contact while the enemy withdraws. 1. Engages the enemy forces decisively. 2. Advances the OPFOR as the enemy forces withdraw. 3. Inflicts heavy casualties. 4. Captures the members of the enemy force. 5. Captures documents and equipment. 6. Safeguards captured documents, equipment, and personnel.

**TASK:** Conduct an Ambush (5-OPFOR-0007)

**CONDITION:** The enemy is moving in a convoy. The opposing forces (OPFOR) element is positioned along the enemy's route.

**STANDARD:** The OPFOR element inflicts casualties on the enemy and causes vehicle and equipment damage. 1. Prepares an ambush site before the element arrives. 2. Surprises march element forces. 3. Inflicts heavy casualties within the designated kill zone. 4. Inflicts heavy damage to vehicles and equipment within the designated kill zone. 5. Delays the march element from reaching a specified destination for a specified period of time. 6. Withdraws on order. 7. Sustains no casualties. 8. Reports actions to superiors.

**TASK:** Disrupt a Net Control Station (NCS) (5-OPFOR-0019)

**CONDITION:** The enemy has established a NCS. The opposing forces (OPFOR) element has radio and jamming equipment.

**STANDARD:** The OPFOR element attempts to disrupt an NCS. 1. Attempts to locate the radio frequency that the unit is operating on. 2. Attempts to enter the radio net. 3. Attempts to issue "bogus" orders to a unit on the net. 4. Jams the radio frequency and forces the unit to go to an alternate frequency.

**TASK:** Disrupt Defensive Preparations (5-OPFOR-0018)

**CONDITION:** The opposing forces (OPFOR) element has located the enemy. Priority intelligence requirements (PIR) and other intelligence requirements obtained by OPFOR patrols indicate that the enemy elements are establishing defensive positions. The OPFOR element has automatic and antiarmor weapons and light mortars.

**STANDARD:** The OPFOR element disrupts and delays the enemy's defensive preparations. 1. Locates and penetrates the enemy's security system. 2. Forces the enemy to delay defensive preparations. 3. Disrupts the enemy's obstacle preparations.

**TASK:** Disrupt Enemy Movement and Operations Using Tactical Nuclear Weapons (5-OPFOR-0016)

**CONDITION:** The opposing forces (OPFOR) element has located the enemy. Priority intelligence requirements (PIR) and other intelligence requirements have been obtained by OPFOR patrols. Tactical nuclear weapons are employed against key locations in the rear area.

**STANDARD:** The OPFOR element disrupts enemy movement and operations. 1. Disrupts or delays the movement of the enemy's equipment and supplies to the forward areas. 2. Destroys enemy equipment and supplies. 3. Inflicts a high rate of nuclear casualties among the enemy forces. 4. Denies the enemy the use of specified areas. 5. Contaminates the enemy's equipment and supplies.

**TASK:** Disrupt Quartering Party Operations (5-OPFOR-0017)

**CONDITION:** The enemy is conducting quartering party operations. It has established an assembly area (AA) but has not moved in the main body.

**STANDARD:** The opposing forces (OPFOR) element attempts to disrupt quartering party operations and infiltrate the enemy's AA. 1. Locates the quartering party and the AA. 2. Surprises the main body. 3. Penetrates the AA with squad-size probes. 4. Inflicts personnel casualties and vehicle damage. 5. Disrupts the unit's preparations (prevents or delays beyond the unit's allotted time).

**TASK:** Disrupt Enemy Movement and Operations Using Persistent and Nonpersistent Chemical Weapons (5-OPFOR-0015)

**CONDITION:** The opposing forces (OPFOR) element has located the enemy. Priority intelligence requirements (PIR) and other intelligence requirements have been obtained by OPFOR patrols. The OPFOR units deliver chemical agents, by means of conventional artillery weapons or aircraft, along selected supply routes and key bases in the rear area.

**STANDARD:** The OPFOR element disrupts enemy movement and operations using persistent and nonpersistent chemical weapons. 1. Delivers chemical agents in low and densely wooded areas. 2. Delays the movement of enemy supplies and equipment to the forward areas. 3. Restricts the movement of the enemy units in the rear area. 4. Channels the movement of enemy units into predesignated ambush areas. 5. Contaminates enemy supplies and equipment. 6. Inflicts a high rate of casualties on enemy forces.

**TASK:** Disrupt Movement (5-OPFOR-0014)

**CONDITION:** The enemy is expected to move through the opposing forces (OPFOR) element's area of operations. The OPFOR element has received an operation order (OPORD) or fragmentary order (FRAGO) to disrupt enemy movement. The enemy has the capability to defend with direct fire and antiarmor weapons.

**STANDARD:** The OPFOR element delays enemy movement. 1. Delays the element. 2. Forces the element to deviate from its route. 3. Prevents the element from reaching its destination. 4. Surprises the element's main body.

**TASK:** Counter Passage of Lines (5-OPFOR-0012)

**CONDITION:** Enemy forces are in defensive positions, but they are expected to attempt passage-of-lines operations. The opposing forces (OPFOR) received orders to disrupt enemy passage-of-lines operations.

**STANDARD:** The OPFOR element delays or prevents enemy passage of lines. 1. Delays the passage. 2. Prevents the company from moving all personnel through the stationary unit. 3. Engages the main body of either the moving or the stationary unit.

**TASK:** Disrupt Assembly Area (AA) Activities (5-OPFOR-0013)

**CONDITION:** Intelligence reports indicate that platoon- and company-size enemy units are operating in the opposing forces (OPFOR) area of operations. Enemy units can defend from AAs with direct fire, antiarmor weapons, and indirect fire. The enemy has close air support (CAS) and nuclear, biological, and chemical (NBC) capabilities.

**STANDARD:** The OPFOR element locates and disrupts the enemy's AA activities. 1. Locates the element's AA. 2. Probes the AA with squad- or team-size elements. 3. Inflicts more than 5 percent casualties on the element. 4. Disrupts the element's preparations (prevents or delays beyond the element's allotted time).

**TASK:** Attack (5-OPFOR-0001)

**CONDITION:** The opposing forces (OPFOR) element has located the enemy. The priority intelligence requirements (PIR) and other intelligence requirements have been obtained by OPFOR patrols. The OPFOR element has automatic and antiarmor weapons and light mortars.



**STANDARD:** The OPFOR element attempts to seize the terrain, vehicles, or equipment. 1. Develops an attack plan. 2. Surprises the enemy unit's main body. 3. Initiates the attack using a scheme of maneuver that exploits the enemy's flanks, gaps, and weaknesses. 4. Uses covered and concealed routes to approach the enemy forces' flanks, gaps, or weakly held areas. 5. Employs indirect fire to support the attack. 6. Penetrates enemy defenses. 7. Destroys equipment and supplies. 8. Inflicts heavy casualties. 9. Isolates the combat service support (CSS) base by blocking reinforcements. 10. Forces enemy units to displace. 11. Avoids being fixed in one position. 12. Withdraws before the CSS base is reinforced with tactical combat forces.

**TASK:** Conduct Air Attacks (5-OPFOR-0002)

**CONDITION:** The opposing forces (OPFOR) element in the rear area has forwarded the positions of the enemy support sites or the locations of moving elements. The OPFOR aircraft have been dispatched to attack enemy installations or convoys.

**STANDARD:** The OPFOR element attempts to delay, disrupt, or damage the enemy targets by air. 1. Locates the target (support sites or convoys). 2. Makes attack runs on the designated targets. 3. Inflicts heavy damage to the selected target. 4. Sustains no loss of aircraft. 5. Delays moving the force for more than one hour.

- ELEMENTS:** Company  
 Company Headquarters  
 Maintenance Section  
 Three Engineer Platoon Headquarters  
 Nine Engineer Squads  
 Assault and Obstacle Platoon Headquarters  
 Obstacle Section  
 Three Assault Sections  
 Regimental Engineer Section  
 Combat Medical Section

**TASK:** Take Active Combined Arms Air Defense Measures Against Hostile Aerial Platforms (44-1-C221.05-T01A)

(FM 44-100)  
 (FM 44-80)

(FM 44-64)

(FM 44-8)

**ITERATION:** 1 2 3 4 5 M (Circle)

**COMMANDER/LEADER ASSESSMENT:** T P U (Circle)

**CONDITIONS:** The element receives an early warning of aerial platforms (rotary-wing, fixed-wing, and unmanned aerial vehicles [UAVs]) in the area. Unit personnel detect unknown or hostile aerial platforms (rotary-wing, fixed-wing, and UAVs). The element is in a tactical position. The weapon control status (WCS) is WEAPONS TIGHT. Some iterations of this task should be performed in MOPP4.

**TASK STANDARDS:** The element destroys or forces attacking aerial platforms (rotary-wing, fixed-wing, and UAVs) away from friendly positions. The time required to perform this task is increased when conducting it in mission-oriented protection posture (MOPP) 4 or blackout conditions.

TASK STEPS AND PERFORMANCE MEASURES	GO	NO-GO
<p>* 1. Leaders direct combined arms air defense measures against the hostile aerial platforms not attacking a stationary unit.</p> <ul style="list-style-type: none"> <li>a. Gave the air attack alarm.</li> <li>b. Organized the element to defensive positions.</li> <li>c. Ordered a search of the assigned sectors for aerial platforms.</li> <li>d. Identified and reported the presence of aerial platforms in the area and sent priority intelligence requirements (PIR) to the higher headquarters (HQ).</li> </ul> <p>NOTE: When making the decision of whether or not to fire at nonattacking hostile aerial platforms with small arms, take into consideration the assigned mission and the tactical situation. The element must positively and visually identify aerial platforms before engaging with small arms, unless the aircraft is committing a hostile act.</p> <p>DANGER: MUNITIONS CANNOT DISTINGUISH BETWEEN FRIEND AND FOE. REVIEW ALL AIRSPACE CONTROL MEASURES. PERFORM ALL PRECAUTIONARY MEASURES TO ENSURE THAT THE MUNITIONS YOU FIRE DO NOT CAUSE INJURY OR DEATH TO FRIENDLY FORCES OR DAMAGE TO ALLIED EQUIPMENT. EVEN COMPUTERIZED SYSTEMS REQUIRE CLOSE OBSERVATION.</p> <ul style="list-style-type: none"> <li>e. Made the engagement decision.</li> <li>f. Engaged the element in attacking the aerial platforms with all available small arms, such as rifles and machine guns.</li> </ul> <p>NOTE: Expect the firing signature from small arms to disclose the element's position.</p> <ul style="list-style-type: none"> <li>g. Performed all precautionary measures to ensure that no fratricide occurred during the engagement.</li> </ul>		

TASK STEPS AND PERFORMANCE MEASURES	GO	NO-GO																		
<p>h. Directed soldiers to reload weapons following the engagement.                      i. Sent the PIRs to the higher HQ.</p> <p>NOTES:</p> <ol style="list-style-type: none"> <li>1. Aim points for propeller-driven aircraft are the same as for helicopters.</li> <li>2. Select the aim points in football field lengths: one football field equals about 91 meters.</li> <li>3. Once the lead distance is estimated, the riflemen and machine gunners aim and fire their weapons at the aim point until the aircraft has flown past that point. Maintain the aim point, not the lead distance. The weapon should not move once the firing cycle starts.</li> <li>4. Establish preselected aim points when the unit is in a static position.</li> <li>5. Accuracy in relation to target hits is not necessary. Accuracy in relation to the aim point is necessary. Volume fire, a coordinated, high volume of fire that the aircraft has to fly through, will achieve the desired results.</li> </ol> <p>TYPE AERIAL PLATFORMS      COURSE      AIM POINT</p> <table border="0"> <tr> <td>Jet/Cruise Missile</td> <td>Crossing</td> <td>Two football fields in front of aerial platform nose</td> </tr> <tr> <td>Jet/Cruise Missile</td> <td>Overhead</td> <td>Two football fields in front of aerial platform nose</td> </tr> <tr> <td>Jet/Cruise Missile</td> <td>Directly at you</td> <td>Slightly above aerial platforms nose</td> </tr> <tr> <td>Helicopter/UAV</td> <td>Crossing</td> <td>One-half football field in front of nose</td> </tr> <tr> <td>Helicopter/UAV</td> <td>Directly at you</td> <td>Slightly above helicopter/UAV body</td> </tr> <tr> <td>Helicopter/UAV</td> <td>Hovering</td> <td>Slightly above helicopter/UAV body</td> </tr> </table> <p>j. Evaluated the situation and moved the unit's position as directed by the unit commander.</p> <p>* 2. Leaders direct small-arms air defense measures against hostile aerial platforms not attacking a moving target.</p> <ol style="list-style-type: none"> <li>a. Gave the air attack alarm.</li> <li>b. Dispersed vehicles laterally and in-depth or had the vehicle operators continue to move the unit.</li> <li>c. Moved vehicles to covered and concealed positions. All personnel not assigned crew-served weapons dismounted and prepared to engage the aircraft or increased dispersion.</li> <li>d. Engaged nonattacking aircraft only as directed.</li> <li>e. Identified threat aerial platforms visually.</li> <li>f. Reported all aerial platforms' actions to the higher HQ.</li> <li>g. Prepared the element to engage on orders of the senior leader.</li> <li>h. Engaged the element (when ordered to do so by the senior leader) in attacking the aerial platforms with all available small arms.</li> <li>i. Directed soldiers to reload weapons following the engagement.</li> </ol> <p>* 3. Leaders direct combined arms air defense measures against aerial platforms attacking a stationary unit.</p> <ol style="list-style-type: none"> <li>a. Gave the air attack alarm.</li> <li>b. Engaged all available personnel immediately in attacking the aerial platforms per the tactical standing operating procedure (TACSOP).</li> <li>c. Directed soldiers to reload weapons following the engagement.</li> <li>d. Ensured that soldiers assigned to observation posts (OPs) continued to scan their assigned sectors.</li> <li>e. Reported any aircraft action to higher HQ.</li> <li>f. Reported any casualties to higher HQ.</li> <li>g. Evaluated the situation and moved the element's position as directed by the tactical situation or the TACSOP.</li> </ol>	Jet/Cruise Missile	Crossing	Two football fields in front of aerial platform nose	Jet/Cruise Missile	Overhead	Two football fields in front of aerial platform nose	Jet/Cruise Missile	Directly at you	Slightly above aerial platforms nose	Helicopter/UAV	Crossing	One-half football field in front of nose	Helicopter/UAV	Directly at you	Slightly above helicopter/UAV body	Helicopter/UAV	Hovering	Slightly above helicopter/UAV body		
Jet/Cruise Missile	Crossing	Two football fields in front of aerial platform nose																		
Jet/Cruise Missile	Overhead	Two football fields in front of aerial platform nose																		
Jet/Cruise Missile	Directly at you	Slightly above aerial platforms nose																		
Helicopter/UAV	Crossing	One-half football field in front of nose																		
Helicopter/UAV	Directly at you	Slightly above helicopter/UAV body																		
Helicopter/UAV	Hovering	Slightly above helicopter/UAV body																		

TASK STEPS AND PERFORMANCE MEASURES	GO	NO-GO
<p>* 4. The element leader or noncommissioned officers (NCOs) direct small-arms air defense measures during the convoy movement.</p> <ul style="list-style-type: none"> <li>a. Alerted vehicle commanders of an impending attack.</li> <li>b. Dispersed vehicles alternately to the shoulders of the road or off the road if possible. Turned to covered and concealed positions, if the terrain permitted.</li> <li>c. Maintained vehicle intervals or increased the interval or dispersion by using evasive driving techniques.</li> <li>d. Ordered the element to dismount and take up firing positions.</li> <li>e. Prepared personnel to fire on the orders of the senior individual present or automatically returned fire (per engagement procedures) if an aircraft was attacking.</li> <li>f. Identified aerial platforms.</li> <li>g. Engaged the element in attacking aerial platforms with all available small arms, such as rifles and machine guns.</li> <li>h. Directed soldiers to reload weapons following the engagement.</li> <li>i. Reported the attack and submitted the PIR to higher HQ.</li> <li>j. Reported any casualties to higher HQ.</li> </ul>		

TASK PERFORMANCE / EVALUATION SUMMARY BLOCK							
ITERATION	1	2	3	4	5	M	TOTAL
TOTAL TASK STEPS EVALUATED							
TOTAL TASK STEPS "GO"							
TRAINING STATUS "GO"/"NO-GO"							

"\*" indicates a leader task step.

**SUPPORTING INDIVIDUAL TASKS: NONE**

**SUPPORTING COLLECTIVE TASKS: NONE**

**OPFOR TASKS AND STANDARDS**

**TASK:** Surrender to the Capturing Unit on the Battlefield (5-OPFOR-0024)

**CONDITION:** The enemy has captured the opposing forces (OPFOR) element's soldiers, documents, and equipment sensitive to the OPFOR tactical operations.

**STANDARD:** The OPFOR soldiers retain or destroy documents and equipment. The OPFOR element surrenders documents and equipment of no tactical use to the enemy and attempts to conceal or destroy items of tactical value. The OPFOR element attempts escape and evasion. 1. Prevents the successful capture of documents and equipment. 2. Destroys documents and equipment. 3. Removes identifying markings from equipment. 4. Removes unit-identifying insignia. 5. Provides misleading information. 6. Plans an escape. 7. Delays movement to the nearest collection point. 8. Prevents safeguarding of enemy prisoners of war (EPWs) in order to cause embarrassment to the United States (US).

**TASK:** Disrupt a Route Reconnaissance (5-OPFOR-0021)

**CONDITION:** The enemy is conducting a route reconnaissance. The opposing forces (OPFOR) element is positioned along the enemy's route.

**STANDARD:** The OPFOR element attempts to disrupt a squad/section conducting a route reconnaissance. 1. Prevents the unit from meeting its specified time schedule. 2. Forces the unit to deviate from its specified route. 3. Prevents the unit from reaching its assigned destination. 4. Surprises the squad/section. 5. Inflicts casualties on the unit.

**TASK:** Conduct an Attack (5-OPFOR-0008)

**CONDITION:** The enemy is conducting tactical operations. The opposing forces (OPFOR) element receives orders to attack the enemy, the area of occupation, or the main supply route (MSR) with smoke.

**STANDARD:** The OPFOR element disrupts the enemy's movement and smoke operations. 1. Determines the delivery method of the smoke attack. 2. Locates the target. 3. Delivers the smoke attack downwind. 4. Attacks the enemy with smoke, and surge attacks when the enemy responds to the smoke.

**TASK:** Conduct a Raid (5-OPFOR-0004)

**CONDITION:** The opposing forces (OPFOR) element has occupied an objective rally point and has orders to conduct a raid on a combat service support (CSS) base.

**STANDARD:** The OPFOR element infiltrates the enemy's base and destroys all of the targets. 1. Surprises the enemy forces. 2. Assaults the support base and accomplishes the assigned tasks. 3. Destroys the specified equipment and supplies. 4. Avoids being decisively engaged. 5. Withdraws all personnel from the objective areas within the time prescribed. 6. Obtains all priority intelligence requirements (PIR) from the raid site. 7. Sustains only light casualties from enemy fire.

**TASK:** Conduct an Aerial Reconnaissance (5-OPFOR-0010)

**CONDITION:** The opposing forces (OPFOR) headquarters (HQ) element requires intelligence on the locations and identification of enemy elements. An aircraft is dispatched to take photographs and make a visual inspection of the enemy rear area.

**STANDARD:** The OPFOR element gathers photograph intelligence of the enemy. 1. Photographs the assigned sectors. 2. Makes quick visual checks where the ceiling is low. 3. Locates enemy positions in the area, particularly support and storage bases, and command and control (C2) facilities. 4. Sustains no loss of aircraft. 5. Reports priority intelligence requirements (PIR) and other information requirements to the OPFOR HQ.

**TASK:** Defeat Obstacles (5-OPFOR-0009)

**CONDITION:** The opposing forces (OPFOR) element encounters an obstacle that blocks the avenue of approach as it advances upon the enemy forces.

**STANDARD:** The OPFOR element bypasses or breaches the enemy obstacle. 1. Detects the obstacle before halting its main body. 2. Defeats the obstacle. a. Bypasses the obstacle without entering the engagement areas. b. Breaches the obstacle within 45 minutes and passes its entire force through the obstacle. 3. Does not incur degradation to the point that the mission must be discontinued.

**TASK:** Disrupt Construction of Vehicle Fighting Positions (5-OPFOR-0020)

**CONDITION:** The opposing forces (OPFOR) element has located the enemy. The priority intelligence requirements (PIR) and other intelligence obtained by OPFOR patrols indicate the enemy is constructing vehicle fighting positions within its defensive area. The OPFOR element has automatic and antiarmor weapons and light mortars.

**STANDARD:** The OPFOR element attempts to disrupt the enemy's efforts to establish vehicle fighting positions. 1. Locates the defensive area. 2. Surprises the main body. 3. Penetrates the defensive area with squad-size probes. 4. Inflicts casualties on the unit. 5. Destroys vehicles. 6. Disrupts the unit's preparations (prevents or delays beyond the unit's allotted time).

**TASK:** Disrupt an Engineer Reconnaissance (5-OPFOR-0022)

**CONDITION:** The enemy is conducting an engineer reconnaissance. The opposing forces (OPFOR) element is positioned along the enemy's route.

**STANDARD:** The OPFOR element disrupts an engineer reconnaissance. 1. Prevents the unit from meeting its specified time schedule. 2. Forces the unit to deviate from its specified route. 3. Prevents the unit from accomplishing its assigned engineer reconnaissance. 4. Surprises the unit conducting the reconnaissance.

**TASK:** Defend a Minefield (5-OPFOR-0023)

**CONDITION:** The enemy is conducting a minefield sweeping operation. The opposing forces (OPFOR) element has a minefield placed in the enemy's path. The minefield is under constant observation and fire.

**STANDARD:** The OPFOR element defends a minefield against an enemy element conducting a minefield sweeping operation. 1. Prevents the unit from detecting the obstacle. 2. Disrupts the minefield sweeping operation. 3. Prevents the unit from conducting the minefield sweeping operation, prevents the unit from moving all personnel through the breach, or delays the completion of the minefield sweeping operation for more than 45 minutes.

**TASK:** Conduct Terrorist and Saboteur Attacks (5-OPFOR-0005)

**CONDITION:** The opposing forces (OPFOR) element dispatches small teams into the enemy's rear area to disrupt combat service support (CSS) operations.

**STANDARD:** The enemy sustains disrupted command and control (C2), destroyed equipment and supplies, and light casualties. 1. Locates rear support bases and C2 facilities. 2. Delays and disrupts CSS operations through probes. 3. Infiltrates CSS bases to conduct sabotage and terrorist activities. 4. Inflicts light casualties. 5. Destroys supplies and equipment.

**TASK:** Conduct Sniper Operations (5-OPFOR-0006)

**CONDITION:** The opposing forces (OPFOR) element has assigned snipers (regular or irregular elements) in the enemy's rear area along the main supply route (MSR) and near support sites.

**STANDARD:** The OPFOR element kills or wounds targets. 1. Sets up a well-concealed location. 2. Engages vehicle drivers or personnel on foot with short bursts of semiautomatic fire. 3. Kills or wounds selected targets. 4. Prevents the position from being discovered by enemy forces. 5. Evacuates the area without being spotted. 6. Reports all specified priority intelligence requirements (PIR) and other intelligence requirements to the OPFOR headquarters (HQ).

**TASK:** Maintain Contact (5-OPFOR-0003)

**CONDITION:** The opposing forces (OPFOR) element is engaged with enemy base defense forces. The enemy forces are withdrawing under pressure.

**STANDARD:** The OPFOR element maintains enemy contact while the enemy withdraws. 1. Engages the enemy forces decisively. 2. Advances the OPFOR as the enemy forces withdraw. 3. Inflicts heavy casualties. 4. Captures the members of the enemy force. 5. Captures documents and equipment. 6. Safeguards captured documents, equipment, and personnel.

**TASK:** Conduct an Ambush (5-OPFOR-0007)

**CONDITION:** The enemy is moving in a convoy. The opposing forces (OPFOR) element is positioned along the enemy's route.

**STANDARD:** The OPFOR element inflicts casualties on the enemy and causes vehicle and equipment damage. 1. Prepares an ambush site before the element arrives. 2. Surprises march element forces. 3. Inflicts heavy casualties within the designated kill zone. 4. Inflicts heavy damage to vehicles and equipment within the designated kill zone. 5. Delays the march element from reaching a specified destination for a specified period of time. 6. Withdraws on order. 7. Sustains no casualties. 8. Reports actions to superiors.

**TASK:** Disrupt a Net Control Station (NCS) (5-OPFOR-0019)

**CONDITION:** The enemy has established a NCS. The opposing forces (OPFOR) element has radio and jamming equipment.

**STANDARD:** The OPFOR element attempts to disrupt an NCS. 1. Attempts to locate the radio frequency that the unit is operating on. 2. Attempts to enter the radio net. 3. Attempts to issue "bogus" orders to a unit on the net. 4. Jams the radio frequency and forces the unit to go to an alternate frequency.

**TASK:** Disrupt Defensive Preparations (5-OPFOR-0018)

**CONDITION:** The opposing forces (OPFOR) element has located the enemy. Priority intelligence requirements (PIR) and other intelligence requirements obtained by OPFOR patrols indicate that the enemy elements are establishing defensive positions. The OPFOR element has automatic and antiarmor weapons and light mortars.

**STANDARD:** The OPFOR element disrupts and delays the enemy's defensive preparations. 1. Locates and penetrates the enemy's security system. 2. Forces the enemy to delay defensive preparations. 3. Disrupts the enemy's obstacle preparations.

**TASK:** Disrupt Enemy Movement and Operations Using Tactical Nuclear Weapons (5-OPFOR-0016)

**CONDITION:** The opposing forces (OPFOR) element has located the enemy. Priority intelligence requirements (PIR) and other intelligence requirements have been obtained by OPFOR patrols. Tactical nuclear weapons are employed against key locations in the rear area.

**STANDARD:** The OPFOR element disrupts enemy movement and operations. 1. Disrupts or delays the movement of the enemy's equipment and supplies to the forward areas. 2. Destroys enemy equipment and supplies. 3. Inflicts a high rate of nuclear casualties among the enemy forces. 4. Denies the enemy the use of specified areas. 5. Contaminates the enemy's equipment and supplies.

**TASK:** Disrupt Quarters Party Operations (5-OPFOR-0017)

**CONDITION:** The enemy is conducting quarters party operations. It has established an assembly area (AA) but has not moved in the main body.

**STANDARD:** The opposing forces (OPFOR) element attempts to disrupt quartering party operations and infiltrate the enemy's AA. 1. Locates the quartering party and the AA. 2. Surprises the main body. 3. Penetrates the AA with squad-size probes. 4. Inflicts personnel casualties and vehicle damage. 5. Disrupts the unit's preparations (prevents or delays beyond the unit's allotted time).

**TASK:** Disrupt Enemy Movement and Operations Using Persistent and Nonpersistent Chemical Weapons (5-OPFOR-0015)

**CONDITION:** The opposing forces (OPFOR) element has located the enemy. Priority intelligence requirements (PIR) and other intelligence requirements have been obtained by OPFOR patrols. The OPFOR units deliver chemical agents, by means of conventional artillery weapons or aircraft, along selected supply routes and key bases in the rear area.

**STANDARD:** The OPFOR element disrupts enemy movement and operations using persistent and nonpersistent chemical weapons. 1. Delivers chemical agents in low and densely wooded areas. 2. Delays the movement of enemy supplies and equipment to the forward areas. 3. Restricts the movement of the enemy units in the rear area. 4. Channels the movement of enemy units into predesignated ambush areas. 5. Contaminates enemy supplies and equipment. 6. Inflicts a high rate of casualties on enemy forces.

**TASK:** Disrupt Movement (5-OPFOR-0014)

**CONDITION:** The enemy is expected to move through the opposing forces (OPFOR) element's area of operations. The OPFOR element has received an operation order (OPORD) or fragmentary order (FRAGO) to disrupt enemy movement. The enemy has the capability to defend with direct fire and antiarmor weapons.

**STANDARD:** The OPFOR element delays enemy movement. 1. Delays the element. 2. Forces the element to deviate from its route. 3. Prevents the element from reaching its destination. 4. Surprises the element's main body.

**TASK:** Counter Passage of Lines (5-OPFOR-0012)

**CONDITION:** Enemy forces are in defensive positions, but they are expected to attempt passage-of-lines operations. The opposing forces (OPFOR) received orders to disrupt enemy passage-of-lines operations.

**STANDARD:** The OPFOR element delays or prevents enemy passage of lines. 1. Delays the passage. 2. Prevents the company from moving all personnel through the stationary unit. 3. Engages the main body of either the moving or the stationary unit.

**TASK:** Disrupt Assembly Area (AA) Activities (5-OPFOR-0013)

**CONDITION:** Intelligence reports indicate that platoon- and company-size enemy units are operating in the opposing forces (OPFOR) area of operations. Enemy units can defend from AAs with direct fire, antiarmor weapons, and indirect fire. The enemy has close air support (CAS) and nuclear, biological, and chemical (NBC) capabilities.

**STANDARD:** The OPFOR element locates and disrupts the enemy's AA activities. 1. Locates the element's AA. 2. Probes the AA with squad- or team-size elements. 3. Inflicts more than 5 percent casualties on the element. 4. Disrupts the element's preparations (prevents or delays beyond the element's allotted time).

**TASK:** Attack (5-OPFOR-0001)



**CONDITION:** The opposing forces (OPFOR) element has located the enemy. The priority intelligence requirements (PIR) and other intelligence requirements have been obtained by OPFOR patrols. The OPFOR element has automatic and antiarmor weapons and light mortars.

**STANDARD:** The OPFOR element attempts to seize the terrain, vehicles, or equipment. 1. Develops an attack plan. 2. Surprises the enemy unit's main body. 3. Initiates the attack using a scheme of maneuver that exploits the enemy's flanks, gaps, and weaknesses. 4. Uses covered and concealed routes to approach the enemy forces' flanks, gaps, or weakly held areas. 5. Employs indirect fire to support the attack. 6. Penetrates enemy defenses. 7. Destroys equipment and supplies. 8. Inflicts heavy casualties. 9. Isolates the combat service support (CSS) base by blocking reinforcements. 10. Forces enemy units to displace. 11. Avoids being fixed in one position. 12. Withdraws before the CSS base is reinforced with tactical combat forces.

**TASK:** Conduct Air Attacks (5-OPFOR-0002)

**CONDITION:** The opposing forces (OPFOR) element in the rear area has forwarded the positions of the enemy support sites or the locations of moving elements. The OPFOR aircraft have been dispatched to attack enemy installations or convoys.

**STANDARD:** The OPFOR element attempts to delay, disrupt, or damage the enemy targets by air. 1. Locates the target (support sites or convoys). 2. Makes attack runs on the designated targets. 3. Inflicts heavy damage to the selected target. 4. Sustains no loss of aircraft. 5. Delays moving the force for more than one hour.

- ELEMENTS:** Company  
 Company Headquarters  
 Maintenance Section  
 Three Engineer Platoon Headquarters  
 Nine Engineer Squads  
 Assault and Obstacle Platoon Headquarters  
 Obstacle Section  
 Three Assault Sections  
 Regimental Engineer Section  
 Combat Medical Section

**TASK:** Perform Risk Management Procedures (71-2-0326.05-T01A)  
 (AR 385-10) (FM 25-100) (FM 3-0)

**ITERATION:** 1 2 3 4 5 M (Circle)

**COMMANDER/LEADER ASSESSMENT:** T P U (Circle)

**CONDITIONS:** The element is deployed performing its combat mission. Some iterations of this task should be performed in MOPP4.

**TASK STANDARDS:** All leaders and soldiers are aware of all potential safety problems inherent in the conduct of the task. The element trains to standard and does not take shortcuts that endanger element members. All risks taken are necessary to accomplish the training objectives. Appropriate measures are taken to minimize risks. The time required to perform this task is increased when conducting it in mission-oriented protection posture (MOPP) 4.

TASK STEPS AND PERFORMANCE MEASURES	GO	NO-GO
<p>* 1. The commander identifies the risk or safety hazards.</p> <ul style="list-style-type: none"> <li>a. Analyzed the operation plan (OPLAN), the fragmentary order (FRAGO), and the operation order (OPORD) for specified and implied missions (tasks).</li> <li>b. Integrated safety into every phase of the planning process.</li> <li>c. Assessed the risks before issuing a FRAGO when the mission or conditions changed.</li> </ul> <p>* 2. Leaders evaluate the risk or safety hazards identified in the operation.</p> <ul style="list-style-type: none"> <li>a. Compared the risk to the acceptable level of risk in the commander's intent, based on the stated training objective.</li> <li>b. Determined the likelihood of equipment and personnel losses from accidents.</li> <li>c. Described the operation in terms of high, medium, or low risk.</li> <li>d. Prepared courses of action (COAs) that minimized accidental losses.</li> </ul> <p>* 3. The commander (or leaders) eliminates or reduces the risk or safety hazards.</p> <ul style="list-style-type: none"> <li>a. Chose a COA that maximized the operation and minimized the risk.</li> <li>b. Developed procedures that reduced the risk or safety hazards.</li> <li>c. Prescribed the safety or protective equipment.</li> <li>d. Briefed the elements before all operations.</li> </ul> <p>4. The element carries out the safety procedures.</p> <ul style="list-style-type: none"> <li>a. Received safety briefings before all operations.</li> <li>b. Practiced the safety procedures during all mission rehearsals.</li> <li>c. Made on-the-spot safety corrections.</li> </ul> <p>NOTES:</p> <p>1. Safety is a part of realism--and realism includes building safety into the training so</p>		

TASK STEPS AND PERFORMANCE MEASURES	GO	NO-GO
that safe practices, which eliminate accidents, become second nature during war (refer to Field Manual [FM] 25-100). 2. FM 3-0 emphasizes the need for boldness and that commanders must take "risks and tenaciously press soldiers and systems" as an imperative of the Air Land Battle. However, such an imperative is founded on the premise that protecting the force to the maximum extent possible ensures winning the battle. Formally, risk is an expression of possible loss over a specific period of time or number of operational cycles as defined by the Center for Army Safety.		

TASK PERFORMANCE / EVALUATION SUMMARY BLOCK							
ITERATION	1	2	3	4	5	M	TOTAL
TOTAL TASK STEPS EVALUATED							
TOTAL TASK STEPS "GO"							
TRAINING STATUS "GO"/"NO-GO"							

"\*" indicates a leader task step.

**SUPPORTING INDIVIDUAL TASKS: NONE**

**SUPPORTING COLLECTIVE TASKS: NONE**

#### OPFOR TASKS AND STANDARDS

**TASK:** Surrender to the Capturing Unit on the Battlefield (5-OPFOR-0024)

**CONDITION:** The enemy has captured the opposing forces (OPFOR) element's soldiers, documents, and equipment sensitive to the OPFOR tactical operations.

**STANDARD:** The OPFOR soldiers retain or destroy documents and equipment. The OPFOR element surrenders documents and equipment of no tactical use to the enemy and attempts to conceal or destroy items of tactical value. The OPFOR element attempts escape and evasion. 1. Prevents the successful capture of documents and equipment. 2. Destroys documents and equipment. 3. Removes identifying markings from equipment. 4. Removes unit-identifying insignia. 5. Provides misleading information. 6. Plans an escape. 7. Delays movement to the nearest collection point. 8. Prevents safeguarding of enemy prisoners of war (EPWs) in order to cause embarrassment to the United States (US).

**TASK:** Disrupt a Route Reconnaissance (5-OPFOR-0021)

**CONDITION:** The enemy is conducting a route reconnaissance. The opposing forces (OPFOR) element is positioned along the enemy's route.

**STANDARD:** The OPFOR element attempts to disrupt a squad/section conducting a route reconnaissance. 1. Prevents the unit from meeting its specified time schedule. 2. Forces the unit to deviate from its specified route. 3. Prevents the unit from reaching its assigned destination. 4. Surprises the squad/section. 5. Inflicts casualties on the unit.

**TASK:** Conduct an Attack (5-OPFOR-0008)

**CONDITION:** The enemy is conducting tactical operations. The opposing forces (OPFOR) element receives orders to attack the enemy, the area of occupation, or the main supply route (MSR) with smoke.

**STANDARD:** The OPFOR element disrupts the enemy's movement and smoke operations. 1. Determines the delivery method of the smoke attack. 2. Locates the target. 3. Delivers the smoke attack downwind. 4. Attacks the enemy with smoke, and surge attacks when the enemy responds to the smoke.

**TASK:** Conduct a Raid (5-OPFOR-0004)

**CONDITION:** The opposing forces (OPFOR) element has occupied an objective rally point and has orders to conduct a raid on a combat service support (CSS) base.

**STANDARD:** The OPFOR element infiltrates the enemy's base and destroys all of the targets. 1. Surprises the enemy forces. 2. Assaults the support base and accomplishes the assigned tasks. 3. Destroys the specified equipment and supplies. 4. Avoids being decisively engaged. 5. Withdraws all personnel from the objective areas within the time prescribed. 6. Obtains all priority intelligence requirements (PIR) from the raid site. 7. Sustains only light casualties from enemy fire.

**TASK:** Conduct an Aerial Reconnaissance (5-OPFOR-0010)

**CONDITION:** The opposing forces (OPFOR) headquarters (HQ) element requires intelligence on the locations and identification of enemy elements. An aircraft is dispatched to take photographs and make a visual inspection of the enemy rear area.

**STANDARD:** The OPFOR element gathers photograph intelligence of the enemy. 1. Photographs the assigned sectors. 2. Makes quick visual checks where the ceiling is low. 3. Locates enemy positions in the area, particularly support and storage bases, and command and control (C2) facilities. 4. Sustains no loss of aircraft. 5. Reports priority intelligence requirements (PIR) and other information requirements to the OPFOR HQ.

**TASK:** Defeat Obstacles (5-OPFOR-0009)

**CONDITION:** The opposing forces (OPFOR) element encounters an obstacle that blocks the avenue of approach as it advances upon the enemy forces.

**STANDARD:** The OPFOR element bypasses or breaches the enemy obstacle. 1. Detects the obstacle before halting its main body. 2. Defeats the obstacle. a. Bypasses the obstacle without entering the engagement areas. b. Breaches the obstacle within 45 minutes and passes its entire force through the obstacle. 3. Does not incur degradation to the point that the mission must be discontinued.

**TASK:** Disrupt Construction of Vehicle Fighting Positions (5-OPFOR-0020)

**CONDITION:** The opposing forces (OPFOR) element has located the enemy. The priority intelligence requirements (PIR) and other intelligence obtained by OPFOR patrols indicate the enemy is constructing vehicle fighting positions within its defensive area. The OPFOR element has automatic and antiarmor weapons and light mortars.

**STANDARD:** The OPFOR element attempts to disrupt the enemy's efforts to establish vehicle fighting positions. 1. Locates the defensive area. 2. Surprises the main body. 3. Penetrates the defensive area with squad-size probes. 4. Inflicts casualties on the unit. 5. Destroys vehicles. 6. Disrupts the unit's preparations (prevents or delays beyond the unit's allotted time).

**TASK:** Disrupt an Engineer Reconnaissance (5-OPFOR-0022)

**CONDITION:** The enemy is conducting an engineer reconnaissance. The opposing forces (OPFOR) element is positioned along the enemy's route.

**STANDARD:** The OPFOR element disrupts an engineer reconnaissance. 1. Prevents the unit from meeting its specified time schedule. 2. Forces the unit to deviate from its specified route. 3. Prevents the unit from accomplishing its assigned engineer reconnaissance. 4. Surprises the unit conducting the reconnaissance.

**TASK:** Defend a Minefield (5-OPFOR-0023)

**CONDITION:** The enemy is conducting a minefield sweeping operation. The opposing forces (OPFOR) element has a minefield placed in the enemy's path. The minefield is under constant observation and fire.

**STANDARD:** The OPFOR element defends a minefield against an enemy element conducting a minefield sweeping operation. 1. Prevents the unit from detecting the obstacle. 2. Disrupts the minefield sweeping operation. 3. Prevents the unit from conducting the minefield sweeping operation, prevents the unit from moving all personnel through the breach, or delays the completion of the minefield sweeping operation for more than 45 minutes.

**TASK:** Conduct Terrorist and Saboteur Attacks (5-OPFOR-0005)

**CONDITION:** The opposing forces (OPFOR) element dispatches small teams into the enemy's rear area to disrupt combat service support (CSS) operations.

**STANDARD:** The enemy sustains disrupted command and control (C2), destroyed equipment and supplies, and light casualties. 1. Locates rear support bases and C2 facilities. 2. Delays and disrupts CSS operations through probes. 3. Infiltrates CSS bases to conduct sabotage and terrorist activities. 4. Inflicts light casualties. 5. Destroys supplies and equipment.

**TASK:** Conduct Sniper Operations (5-OPFOR-0006)

**CONDITION:** The opposing forces (OPFOR) element has assigned snipers (regular or irregular elements) in the enemy's rear area along the main supply route (MSR) and near support sites.

**STANDARD:** The OPFOR element kills or wounds targets. 1. Sets up a well-concealed location. 2. Engages vehicle drivers or personnel on foot with short bursts of semiautomatic fire. 3. Kills or wounds selected targets. 4. Prevents the position from being discovered by enemy forces. 5. Evacuates the area without being spotted. 6. Reports all specified priority intelligence requirements (PIR) and other intelligence requirements to the OPFOR headquarters (HQ).

**TASK:** Maintain Contact (5-OPFOR-0003)

**CONDITION:** The opposing forces (OPFOR) element is engaged with enemy base defense forces. The enemy forces are withdrawing under pressure.

**STANDARD:** The OPFOR element maintains enemy contact while the enemy withdraws. 1. Engages the enemy forces decisively. 2. Advances the OPFOR as the enemy forces withdraw. 3. Inflicts heavy casualties. 4. Captures the members of the enemy force. 5. Captures documents and equipment. 6. Safeguards captured documents, equipment, and personnel.

**TASK:** Conduct an Ambush (5-OPFOR-0007)

**CONDITION:** The enemy is moving in a convoy. The opposing forces (OPFOR) element is positioned along the enemy's route.

**STANDARD:** The OPFOR element inflicts casualties on the enemy and causes vehicle and equipment damage. 1. Prepares an ambush site before the element arrives. 2. Surprises march element forces. 3. Inflicts heavy casualties within the designated kill zone. 4. Inflicts heavy damage to vehicles and equipment within the designated kill zone. 5. Delays the march element from reaching a specified destination for a specified period of time. 6. Withdraws on order. 7. Sustains no casualties. 8. Reports actions to superiors.

**TASK:** Disrupt a Net Control Station (NCS) (5-OPFOR-0019)

**CONDITION:** The enemy has established a NCS. The opposing forces (OPFOR) element has radio and jamming equipment.

**STANDARD:** The OPFOR element attempts to disrupt an NCS. 1. Attempts to locate the radio frequency that the unit is operating on. 2. Attempts to enter the radio net. 3. Attempts to issue "bogus" orders to a unit on the net. 4. Jams the radio frequency and forces the unit to go to an alternate frequency.

**TASK:** Disrupt Defensive Preparations (5-OPFOR-0018)

**CONDITION:** The opposing forces (OPFOR) element has located the enemy. Priority intelligence requirements (PIR) and other intelligence requirements obtained by OPFOR patrols indicate that the enemy elements are establishing defensive positions. The OPFOR element has automatic and antiarmor weapons and light mortars.

**STANDARD:** The OPFOR element disrupts and delays the enemy's defensive preparations. 1. Locates and penetrates the enemy's security system. 2. Forces the enemy to delay defensive preparations. 3. Disrupts the enemy's obstacle preparations.

**TASK:** Disrupt Enemy Movement and Operations Using Tactical Nuclear Weapons (5-OPFOR-0016)

**CONDITION:** The opposing forces (OPFOR) element has located the enemy. Priority intelligence requirements (PIR) and other intelligence requirements have been obtained by OPFOR patrols. Tactical nuclear weapons are employed against key locations in the rear area.

**STANDARD:** The OPFOR element disrupts enemy movement and operations. 1. Disrupts or delays the movement of the enemy's equipment and supplies to the forward areas. 2. Destroys enemy equipment and supplies. 3. Inflicts a high rate of nuclear casualties among the enemy forces. 4. Denies the enemy the use of specified areas. 5. Contaminates the enemy's equipment and supplies.

**TASK:** Disrupt Quartering Party Operations (5-OPFOR-0017)

**CONDITION:** The enemy is conducting quartering party operations. It has established an assembly area (AA) but has not moved in the main body.

**STANDARD:** The opposing forces (OPFOR) element attempts to disrupt quartering party operations and infiltrate the enemy's AA. 1. Locates the quartering party and the AA. 2. Surprises the main body. 3. Penetrates the AA with squad-size probes. 4. Inflicts personnel casualties and vehicle damage. 5. Disrupts the unit's preparations (prevents or delays beyond the unit's allotted time).

**TASK:** Disrupt Enemy Movement and Operations Using Persistent and Nonpersistent Chemical Weapons (5-OPFOR-0015)

**CONDITION:** The opposing forces (OPFOR) element has located the enemy. Priority intelligence requirements (PIR) and other intelligence requirements have been obtained by OPFOR patrols. The OPFOR units deliver chemical agents, by means of conventional artillery weapons or aircraft, along selected supply routes and key bases in the rear area.

**STANDARD:** The OPFOR element disrupts enemy movement and operations using persistent and nonpersistent chemical weapons. 1. Delivers chemical agents in low and densely wooded areas. 2. Delays the movement of enemy supplies and equipment to the forward areas. 3. Restricts the movement of the enemy units in the rear area. 4. Channels the movement of enemy units into predesignated ambush areas. 5. Contaminates enemy supplies and equipment. 6. Inflicts a high rate of casualties on enemy forces.

**TASK:** Disrupt Movement (5-OPFOR-0014)

**CONDITION:** The enemy is expected to move through the opposing forces (OPFOR) element's area of operations. The OPFOR element has received an operation order (OPORD) or fragmentary order (FRAGO) to disrupt enemy movement. The enemy has the capability to defend with direct fire and antiarmor weapons.

**STANDARD:** The OPFOR element delays enemy movement. 1. Delays the element. 2. Forces the element to deviate from its route. 3. Prevents the element from reaching its destination. 4. Surprises the element's main body.

**TASK:** Counter Passage of Lines (5-OPFOR-0012)

**CONDITION:** Enemy forces are in defensive positions, but they are expected to attempt passage-of-lines operations. The opposing forces (OPFOR) received orders to disrupt enemy passage-of-lines operations.

**STANDARD:** The OPFOR element delays or prevents enemy passage of lines. 1. Delays the passage. 2. Prevents the company from moving all personnel through the stationary unit. 3. Engages the main body of either the moving or the stationary unit.

**TASK:** Disrupt Assembly Area (AA) Activities (5-OPFOR-0013)

**CONDITION:** Intelligence reports indicate that platoon- and company-size enemy units are operating in the opposing forces (OPFOR) area of operations. Enemy units can defend from AAs with direct fire, antiarmor weapons, and indirect fire. The enemy has close air support (CAS) and nuclear, biological, and chemical (NBC) capabilities.

**STANDARD:** The OPFOR element locates and disrupts the enemy's AA activities. 1. Locates the element's AA. 2. Probes the AA with squad- or team-size elements. 3. Inflicts more than 5 percent casualties on the element. 4. Disrupts the element's preparations (prevents or delays beyond the element's allotted time).

**TASK:** Attack (5-OPFOR-0001)

**CONDITION:** The opposing forces (OPFOR) element has located the enemy. The priority intelligence requirements (PIR) and other intelligence requirements have been obtained by OPFOR patrols. The OPFOR element has automatic and antiarmor weapons and light mortars.

**STANDARD:** The OPFOR element attempts to seize the terrain, vehicles, or equipment. 1. Develops an attack plan. 2. Surprises the enemy unit's main body. 3. Initiates the attack using a scheme of maneuver that exploits the enemy's flanks, gaps, and weaknesses. 4. Uses covered and concealed routes to approach the enemy forces' flanks, gaps, or weakly held areas. 5. Employs indirect fire to support the attack. 6. Penetrates enemy defenses. 7. Destroys equipment and supplies. 8. Inflicts heavy casualties. 9. Isolates the combat service support (CSS) base by blocking reinforcements. 10. Forces enemy units to displace. 11. Avoids being fixed in one position. 12. Withdraws before the CSS base is reinforced with tactical combat forces.

**TASK:** Conduct Air Attacks (5-OPFOR-0002)

**CONDITION:** The opposing forces (OPFOR) element in the rear area has forwarded the positions of the enemy support sites or the locations of moving elements. The OPFOR aircraft have been dispatched to attack enemy installations or convoys.

**STANDARD:** The OPFOR element attempts to delay, disrupt, or damage the enemy targets by air. 1. Locates the target (support sites or convoys). 2. Makes attack runs on the designated targets. 3. Inflicts heavy damage to the selected target. 4. Sustains no loss of aircraft. 5. Delays moving the force for more than one hour.



**ELEMENT:** Company Headquarters

**TASK:** Receive and Distribute Throughput Supplies (05-2-0042)

(FM 63-1)  
(FM 63-21)

(FM 63-2)  
(FM 63-3)

(FM 63-20)  
(FM 63-4)

**ITERATION:** 1 2 3 4 5 M (Circle)

**COMMANDER/LEADER ASSESSMENT:** T P U (Circle)

**CONDITIONS:** The company is supporting a maneuver force. The maneuver Supply Officer (US Army) (S4) requests supplies to implement the unit's obstacle plan and arranges for the supplies to be throughput to the task force (TF) area. Digital units have performed functionality checks, and systems are operational to request supplies for combat support (CS) and combat service support (CSS). Some iterations of this task should be performed in MOPP4.

**TASK STANDARDS:** The company receives and distributes Class IV/Class V (engineer) throughput supplies to sustain platoon operations without impeding the mission accomplishment. Digital units send and receive requests for throughput supplies using frequency-modulated (FM) or digital means. The time required to perform this task is increased when conducting it in mission-oriented protection posture (MOPP) 4.

TASK STEPS AND PERFORMANCE MEASURES	GO	NO-GO
<ol style="list-style-type: none"> <li>1. The unit receives throughput supplies.</li> <li>* 2. The executive officer (XO) or the first sergeant (1SG) determines the supply point and linkup point locations.                             <ol style="list-style-type: none"> <li>a. Ensured that the locations were covered and concealed and convenient to the platoon's work sites.</li> <li>b. Identified a linkup point with the supporting CSS element. Ensured that the location was easily identifiable and located on or near a main supply route (MSR).</li> <li>c. Designated a guide at the linkup point.</li> </ol> </li> <li>3. The unit off-loads the supplies.</li> <li>* 4. The XO or the 1SG plans coordination.                             <ol style="list-style-type: none"> <li>a. Coordinated the material-handling equipment (MHE).</li> <li>b. Coordinated troop labor, if needed.</li> </ol> </li> <li>5. The unit loads the supplies on company vehicles or establishes a holding area.                             <ol style="list-style-type: none"> <li>a. Coordinated for additional trucks, if needed.</li> <li>b. Designated parking or holding areas that allowed for dispersion, camouflage, cover and concealment, and good access and egress routes.</li> </ol> </li> <li>6. The unit establishes control measures for movement.</li> <li>7. The unit establishes a storage site to protect the supplies from the elements and provide security.</li> <li>8. The unit distributes the supplies using the supply point distribution or the unit distribution method.                             <ol style="list-style-type: none"> <li>a. Supply point distribution method.                                     <ol style="list-style-type: none"> <li>(1) Identified items needed for the engineer platoon tasks.</li> <li>(2) Established a pickup schedule.</li> <li>(3) Notified the platoons of the time and place of issue.</li> </ol> </li> </ol> </li> </ol>		

TASK STEPS AND PERFORMANCE MEASURES	GO	NO-GO
(4) Organized available MHE, if required. (5) Issued supplies. (6) Obtained new requests from the platoons. b. Unit distribution method. (1) Identified items needed for the engineer platoon tasks. (2) Established a resupply sequence. (3) Uploaded the supply vehicles using reverse loading. (4) Established a linkup point and time with the platoons. If the platoons were in the battlefield or TF area, coordinated with the battalion or TF S4 for logistics package (LOGPAC) operations. (5) Issued supplies. (6) Obtained new requests from the platoons. NOTE: Digital units can forward supply requests through the Force XXI Battle Command Brigade and Below (FBCB2) System to higher headquarters (HQ). The locations for issue are plotted on the digital overlay.		

TASK PERFORMANCE / EVALUATION SUMMARY BLOCK							
ITERATION	1	2	3	4	5	M	TOTAL
TOTAL TASK STEPS EVALUATED							
TOTAL TASK STEPS "GO"							
TRAINING STATUS "GO"/"NO-GO"							

"\*" indicates a leader task step.

**SUPPORTING INDIVIDUAL TASKS: NONE**

**SUPPORTING COLLECTIVE TASKS: NONE**

**OPFOR TASKS AND STANDARDS**

**TASK:** Defeat Obstacles (5-OPFOR-0009)

**CONDITION:** The opposing forces (OPFOR) element encounters an obstacle that blocks the avenue of approach as it advances upon the enemy forces.

**STANDARD:** The OPFOR element bypasses or breaches the enemy obstacle. 1. Detects the obstacle before halting its main body. 2. Defeats the obstacle. a. Bypasses the obstacle without entering the engagement areas. b. Breaches the obstacle within 45 minutes and passes its entire force through the obstacle. 3. Does not incur degradation to the point that the mission must be discontinued.

**TASK:** Conduct an Attack (5-OPFOR-0008)

**CONDITION:** The enemy is conducting tactical operations. The opposing forces (OPFOR) element receives orders to attack the enemy, the area of occupation, or the main supply route (MSR) with smoke.

**STANDARD:** The OPFOR element disrupts the enemy's movement and smoke operations. 1. Determines the delivery method of the smoke attack. 2. Locates the target. 3. Delivers the smoke attack downwind. 4. Attacks the enemy with smoke, and surge attacks when the enemy responds to the smoke.

**TASK:** Disrupt a Route Reconnaissance (5-OPFOR-0021)

**CONDITION:** The enemy is conducting a route reconnaissance. The opposing forces (OPFOR) element is positioned along the enemy's route.

**STANDARD:** The OPFOR element attempts to disrupt a squad/section conducting a route reconnaissance. 1. Prevents the unit from meeting its specified time schedule. 2. Forces the unit to deviate from its specified route. 3. Prevents the unit from reaching its assigned destination. 4. Surprises the squad/section. 5. Inflicts casualties on the unit.

**TASK:** Conduct Terrorist and Saboteur Attacks (5-OPFOR-0005)

**CONDITION:** The opposing forces (OPFOR) element dispatches small teams into the enemy's rear area to disrupt combat service support (CSS) operations.

**STANDARD:** The enemy sustains disrupted command and control (C2), destroyed equipment and supplies, and light casualties. 1. Locates rear support bases and C2 facilities. 2. Delays and disrupts CSS operations through probes. 3. Infiltrates CSS bases to conduct sabotage and terrorist activities. 4. Inflicts light casualties. 5. Destroys supplies and equipment.

**TASK:** Disrupt a Net Control Station (NCS) (5-OPFOR-0019)

**CONDITION:** The enemy has established a NCS. The opposing forces (OPFOR) element has radio and jamming equipment.

**STANDARD:** The OPFOR element attempts to disrupt an NCS. 1. Attempts to locate the radio frequency that the unit is operating on. 2. Attempts to enter the radio net. 3. Attempts to issue "bogus" orders to a unit on the net. 4. Jams the radio frequency and forces the unit to go to an alternate frequency.

**TASK:** Disrupt Construction of Vehicle Fighting Positions (5-OPFOR-0020)

**CONDITION:** The opposing forces (OPFOR) element has located the enemy. The priority intelligence requirements (PIR) and other intelligence obtained by OPFOR patrols indicate the enemy is constructing vehicle fighting positions within its defensive area. The OPFOR element has automatic and antiarmor weapons and light mortars.

**STANDARD:** The OPFOR element attempts to disrupt the enemy's efforts to establish vehicle fighting positions. 1. Locates the defensive area. 2. Surprises the main body. 3. Penetrates the defensive area with squad-size probes. 4. Inflicts casualties on the unit. 5. Destroys vehicles. 6. Disrupts the unit's preparations (prevents or delays beyond the unit's allotted time).

**TASK:** Conduct an Aerial Reconnaissance (5-OPFOR-0010)

**CONDITION:** The opposing forces (OPFOR) headquarters (HQ) element requires intelligence on the locations and identification of enemy elements. An aircraft is dispatched to take photographs and make a visual inspection of the enemy rear area.

**STANDARD:** The OPFOR element gathers photograph intelligence of the enemy. 1. Photographs the assigned sectors. 2. Makes quick visual checks where the ceiling is low. 3. Locates enemy positions in the area, particularly support and storage bases, and command and control (C2) facilities. 4. Sustains no loss of aircraft. 5. Reports priority intelligence requirements (PIR) and other information requirements to the OPFOR HQ.

**TASK:** Disrupt Defensive Preparations (5-OPFOR-0018)

**CONDITION:** The opposing forces (OPFOR) element has located the enemy. Priority intelligence requirements (PIR) and other intelligence requirements obtained by OPFOR patrols indicate that the enemy elements are establishing defensive positions. The OPFOR element has automatic and antiarmor weapons and light mortars.

**STANDARD:** The OPFOR element disrupts and delays the enemy's defensive preparations. 1. Locates and penetrates the enemy's security system. 2. Forces the enemy to delay defensive preparations. 3. Disrupts the enemy's obstacle preparations.

**TASK:** Disrupt Quartering Party Operations (5-OPFOR-0017)

**CONDITION:** The enemy is conducting quartering party operations. It has established an assembly area (AA) but has not moved in the main body.

**STANDARD:** The opposing forces (OPFOR) element attempts to disrupt quartering party operations and infiltrate the enemy's AA. 1. Locates the quartering party and the AA. 2. Surprises the main body. 3. Penetrates the AA with squad-size probes. 4. Inflicts personnel casualties and vehicle damage. 5. Disrupts the unit's preparations (prevents or delays beyond the unit's allotted time).

**TASK:** Disrupt Movement (5-OPFOR-0014)

**CONDITION:** The enemy is expected to move through the opposing forces (OPFOR) element's area of operations. The OPFOR element has received an operation order (OPORD) or fragmentary order (FRAGO) to disrupt enemy movement. The enemy has the capability to defend with direct fire and antiarmor weapons.

**STANDARD:** The OPFOR element delays enemy movement. 1. Delays the element. 2. Forces the element to deviate from its route. 3. Prevents the element from reaching its destination. 4. Surprises the element's main body.

**TASK:** Disrupt Enemy Movement and Operations Using Tactical Nuclear Weapons (5-OPFOR-0016)

**CONDITION:** The opposing forces (OPFOR) element has located the enemy. Priority intelligence requirements (PIR) and other intelligence requirements have been obtained by OPFOR patrols. Tactical nuclear weapons are employed against key locations in the rear area.

**STANDARD:** The OPFOR element disrupts enemy movement and operations. 1. Disrupts or delays the movement of the enemy's equipment and supplies to the forward areas. 2. Destroys enemy equipment and supplies. 3. Inflicts a high rate of nuclear casualties among the enemy forces. 4. Denies the enemy the use of specified areas. 5. Contaminates the enemy's equipment and supplies.

**TASK:** Disrupt Assembly Area (AA) Activities (5-OPFOR-0013)

**CONDITION:** Intelligence reports indicate that platoon- and company-size enemy units are operating in the opposing forces (OPFOR) area of operations. Enemy units can defend from AAs with direct fire, antiarmor weapons, and indirect fire. The enemy has close air support (CAS) and nuclear, biological, and chemical (NBC) capabilities.

**STANDARD:** The OPFOR element locates and disrupts the enemy's AA activities. 1. Locates the element's AA. 2. Probes the AA with squad- or team-size elements. 3. Inflicts more than 5 percent casualties on the element. 4. Disrupts the element's preparations (prevents or delays beyond the element's allotted time).

**TASK:** Disrupt Enemy Movement and Operations Using Persistent and Nonpersistent Chemical Weapons (5-OPFOR-0015)

**CONDITION:** The opposing forces (OPFOR) element has located the enemy. Priority intelligence requirements (PIR) and other intelligence requirements have been obtained by OPFOR patrols. The OPFOR units deliver chemical agents, by means of conventional artillery weapons or aircraft, along selected supply routes and key bases in the rear area.

**STANDARD:** The OPFOR element disrupts enemy movement and operations using persistent and nonpersistent chemical weapons. 1. Delivers chemical agents in low and densely wooded areas. 2. Delays the movement of enemy supplies and equipment to the forward areas. 3. Restricts the movement of the enemy units in the rear area. 4. Channels the movement of enemy units into predesignated ambush areas. 5. Contaminates enemy supplies and equipment. 6. Inflicts a high rate of casualties on enemy forces.

**TASK:** Counter Passage of Lines (5-OPFOR-0012)

**CONDITION:** Enemy forces are in defensive positions, but they are expected to attempt passage-of-lines operations. The opposing forces (OPFOR) received orders to disrupt enemy passage-of-lines operations.

**STANDARD:** The OPFOR element delays or prevents enemy passage of lines. 1. Delays the passage. 2. Prevents the company from moving all personnel through the stationary unit. 3. Engages the main body of either the moving or the stationary unit.

**TASK:** Conduct Sniper Operations (5-OPFOR-0006)

**CONDITION:** The opposing forces (OPFOR) element has assigned snipers (regular or irregular elements) in the enemy's rear area along the main supply route (MSR) and near support sites.

**STANDARD:** The OPFOR element kills or wounds targets. 1. Sets up a well-concealed location. 2. Engages vehicle drivers or personnel on foot with short bursts of semiautomatic fire. 3. Kills or wounds selected targets. 4. Prevents the position from being discovered by enemy forces. 5. Evacuates the area without being spotted. 6. Reports all specified priority intelligence requirements (PIR) and other intelligence requirements to the OPFOR headquarters (HQ).

**TASK:** Defend a Minefield (5-OPFOR-0023)

**CONDITION:** The enemy is conducting a minefield sweeping operation. The opposing forces (OPFOR) element has a minefield placed in the enemy's path. The minefield is under constant observation and fire.

**STANDARD:** The OPFOR element defends a minefield against an enemy element conducting a minefield sweeping operation. 1. Prevents the unit from detecting the obstacle. 2. Disrupts the minefield sweeping operation. 3. Prevents the unit from conducting the minefield sweeping operation, prevents the unit from moving all personnel through the breach, or delays the completion of the minefield sweeping operation for more than 45 minutes.

**TASK:** Conduct Air Attacks (5-OPFOR-0002)

**CONDITION:** The opposing forces (OPFOR) element in the rear area has forwarded the positions of the enemy support sites or the locations of moving elements. The OPFOR aircraft have been dispatched to attack enemy installations or convoys.

**STANDARD:** The OPFOR element attempts to delay, disrupt, or damage the enemy targets by air. 1. Locates the target (support sites or convoys). 2. Makes attack runs on the designated targets. 3. Inflicts heavy damage to the selected target. 4. Sustains no loss of aircraft. 5. Delays moving the force for more than one hour.

**TASK:** Surrender to the Capturing Unit on the Battlefield (5-OPFOR-0024)

**CONDITION:** The enemy has captured the opposing forces (OPFOR) element's soldiers, documents, and equipment sensitive to the OPFOR tactical operations.

**STANDARD:** The OPFOR soldiers retain or destroy documents and equipment. The OPFOR element surrenders documents and equipment of no tactical use to the enemy and attempts to conceal or destroy items of tactical value. The OPFOR element attempts escape and evasion. 1. Prevents the successful capture of documents and equipment. 2. Destroys documents and equipment. 3. Removes identifying markings from equipment. 4. Removes unit-identifying insignia. 5. Provides misleading information. 6. Plans an escape. 7. Delays movement to the nearest collection point. 8. Prevents safeguarding of enemy prisoners of war (EPWs) in order to cause embarrassment to the United States (US).

**TASK:** Attack (5-OPFOR-0001)

**CONDITION:** The opposing forces (OPFOR) element has located the enemy. The priority intelligence requirements (PIR) and other intelligence requirements have been obtained by OPFOR patrols. The OPFOR element has automatic and antiarmor weapons and light mortars.

**STANDARD:** The OPFOR element attempts to seize the terrain, vehicles, or equipment. 1. Develops an attack plan. 2. Surprises the enemy unit's main body. 3. Initiates the attack using a scheme of maneuver that exploits the enemy's flanks, gaps, and weaknesses. 4. Uses covered and concealed routes to approach the enemy forces' flanks, gaps, or weakly held areas. 5. Employs indirect fire to support the attack. 6. Penetrates enemy defenses. 7. Destroys equipment and supplies. 8. Inflicts heavy casualties. 9. Isolates the combat service support (CSS) base by blocking reinforcements. 10. Forces enemy units to displace. 11. Avoids being fixed in one position. 12. Withdraws before the CSS base is reinforced with tactical combat forces.

**TASK:** Conduct a Raid (5-OPFOR-0004)

**CONDITION:** The opposing forces (OPFOR) element has occupied an objective rally point and has orders to conduct a raid on a combat service support (CSS) base.

**STANDARD:** The OPFOR element infiltrates the enemy's base and destroys all of the targets. 1. Surprises the enemy forces. 2. Assaults the support base and accomplishes the assigned tasks. 3. Destroys the specified equipment and supplies. 4. Avoids being decisively engaged. 5. Withdraws all personnel from the objective areas within the time prescribed. 6. Obtains all priority intelligence requirements (PIR) from the raid site. 7. Sustains only light casualties from enemy fire.

**TASK:** Disrupt an Engineer Reconnaissance (5-OPFOR-0022)

**CONDITION:** The enemy is conducting an engineer reconnaissance. The opposing forces (OPFOR) element is positioned along the enemy's route.

**STANDARD:** The OPFOR element disrupts an engineer reconnaissance. 1. Prevents the unit from meeting its specified time schedule. 2. Forces the unit to deviate from its specified route. 3. Prevents the unit from accomplishing its assigned engineer reconnaissance. 4. Surprises the unit conducting the reconnaissance.

**TASK:** Maintain Contact (5-OPFOR-0003)

**CONDITION:** The opposing forces (OPFOR) element is engaged with enemy base defense forces. The enemy forces are withdrawing under pressure.

**STANDARD:** The OPFOR element maintains enemy contact while the enemy withdraws. 1. Engages the enemy forces decisively. 2. Advances the OPFOR as the enemy forces withdraw. 3. Inflicts heavy casualties. 4. Captures the members of the enemy force. 5. Captures documents and equipment. 6. Safeguards captured documents, equipment, and personnel.

**TASK:** Conduct an Ambush (5-OPFOR-0007)

**CONDITION:** The enemy is moving in a convoy. The opposing forces (OPFOR) element is positioned along the enemy's route.

**STANDARD:** The OPFOR element inflicts casualties on the enemy and causes vehicle and equipment damage. 1. Prepares an ambush site before the element arrives. 2. Surprises march element forces. 3. Inflicts heavy casualties within the designated kill zone. 4. Inflicts heavy damage to vehicles and equipment within the designated kill zone. 5. Delays the march element from reaching a specified destination for a specified period of time. 6. Withdraws on order. 7. Sustains no casualties. 8. Reports actions to superiors.

**ELEMENTS:** Company  
 Company Headquarters  
 Maintenance Section

**TASK:** Conduct Combat Refueling Operations (05-2-1024)  
 (FM 10-67-1)

**ITERATION:** 1 2 3 4 5 M (Circle)

**COMMANDER/LEADER ASSESSMENT:** T P U (Circle)

**CONDITIONS:** A unit is conducting refueling operations. The unit to be refueled has selected and secured a refueling area. Digital units have performed functionality checks, and systems are operational. Some iterations of this task should be performed in MOPP4.

**TASK STANDARDS:** The unit refuels vehicles without affecting ongoing operations. Digital units send and receive reports using frequency-modulated (FM) or digital means. The time required to conduct this task is increased when conducting it in mission-oriented protection posture (MOPP) 4.

TASK STEPS AND PERFORMANCE MEASURES	GO	NO-GO
<p>* 1. The executive officer (XO) or the first sergeant (1SG) organizes a refueling operation.</p> <ul style="list-style-type: none"> <li>a. Coordinated with the next higher supply activity for a bulk-fuel supply according to the unit's standing operating procedure (SOP).</li> <li>b. Established a refueling schedule for engineer equipment (high-consumption vehicles). Modified the schedule, as needed, to ensure that the company accomplished critical missions.</li> <li>c. Coordinated with supporting units for additional refueling support, as needed.</li> <li>d. Selected a refueling point centralized to the work sites that had good cover and concealment locations and good access and egress routes.</li> </ul> <p>NOTE: Digital units use FM means to update the digital overlay of the refueling location and send the location to the elements requiring fuel and supporting units.</p> <p>2. Refueling personnel support the unit according to the established schedule.</p> <p>3. Refueling personnel establish the fuel point.</p> <ul style="list-style-type: none"> <li>a. Grounded the fuel truck using the procedures specified in the appropriate technical manual (TM).</li> <li>b. Positioned fire extinguishers in a readily available location.</li> <li>c. Established traffic control patterns to minimize congestion.</li> </ul> <p>4. Element personnel conduct refueling operations.</p> <ul style="list-style-type: none"> <li>a. Turned off the vehicles' engines.</li> <li>b. Grounded the fuel truck to the refueling vehicle.</li> <li>c. Issued packaged petroleum, oils, and lubricants (POL) items, as needed.</li> <li>d. Maintained dispersion based on the terrain, with a minimum spacing of 50 meters.</li> <li>e. Maintained noise and light discipline.</li> <li>f. Observed safety procedures.</li> </ul> <p>* 5. The XO or the 1SG coordinates for bulk refueling for the fuel truck.</p> <ul style="list-style-type: none"> <li>a. Identified the location of the bulk refueling point.</li> <li>b. Coordinated for additional bulk refueling, if needed.</li> <li>c. Restocked onboard packaged POL items.</li> </ul>		



TASK STEPS AND PERFORMANCE MEASURES	GO	NO-GO
* 6. Element leaders monitor the refueling process.		
* 7. The XO or the 1SG updates the fuel forecast with the battalion task force (TF) Supply Officer (US Army) (S4).		

TASK PERFORMANCE / EVALUATION SUMMARY BLOCK							
ITERATION	1	2	3	4	5	M	TOTAL
TOTAL TASK STEPS EVALUATED							
TOTAL TASK STEPS "GO"							
TRAINING STATUS "GO"/"NO-GO"							

"\*" indicates a leader task step.

#### SUPPORTING INDIVIDUAL TASKS: NONE

#### SUPPORTING COLLECTIVE TASKS

Task Number	Task Title	References
05-2-1068	Coordinate the Location of Class IV and Class V Supply Points	ARTEP 5-053-35-MTP ARTEP 5-113-35-MTP ARTEP 5-335-65-MTP ARTEP 5-337-35-MTP ARTEP 5-435-67-MTP ARTEP 5-437-36-MTP ARTEP 5-437-38-MTP ARTEP 5-463-35-MTP ARTEP 5-463-36-MTP
05-3-1600	Receive a Logistics Package (LOGPAC)	ARTEP 5-053-11-MTP ARTEP 5-053-12-MTP ARTEP 5-113-11-MTP ARTEP 5-113-12-MTP ARTEP 5-335-70-MTP ARTEP 5-337-10-MTP ARTEP 5-437-10-MTP ARTEP 5-437-11-MTP

#### OPFOR TASKS AND STANDARDS

**TASK:** Disrupt a Route Reconnaissance (5-OPFOR-0021)

**CONDITION:** The enemy is conducting a route reconnaissance. The opposing forces (OPFOR) element is positioned along the enemy's route.

**STANDARD:** The OPFOR element attempts to disrupt a squad/section conducting a route reconnaissance. 1. Prevents the unit from meeting its specified time schedule. 2. Forces the unit to deviate from its specified route. 3. Prevents the unit from reaching its assigned destination. 4. Surprises the squad/section. 5. Inflicts casualties on the unit.

**TASK:** Defeat Obstacles (5-OPFOR-0009)

**CONDITION:** The opposing forces (OPFOR) element encounters an obstacle that blocks the avenue of approach as it advances upon the enemy forces.

**STANDARD:** The OPFOR element bypasses or breaches the enemy obstacle. 1. Detects the obstacle before halting its main body. 2. Defeats the obstacle. a. Bypasses the obstacle without entering the engagement areas. b. Breaches the obstacle within 45 minutes and passes its entire force through the obstacle. 3. Does not incur degradation to the point that the mission must be discontinued.

**TASK:** Conduct an Attack (5-OPFOR-0008)

**CONDITION:** The enemy is conducting tactical operations. The opposing forces (OPFOR) element receives orders to attack the enemy, the area of occupation, or the main supply route (MSR) with smoke.

**STANDARD:** The OPFOR element disrupts the enemy's movement and smoke operations. 1. Determines the delivery method of the smoke attack. 2. Locates the target. 3. Delivers the smoke attack downwind. 4. Attacks the enemy with smoke, and surge attacks when the enemy responds to the smoke.

**TASK:** Disrupt a Net Control Station (NCS) (5-OPFOR-0019)

**CONDITION:** The enemy has established a NCS. The opposing forces (OPFOR) element has radio and jamming equipment.

**STANDARD:** The OPFOR element attempts to disrupt an NCS. 1. Attempts to locate the radio frequency that the unit is operating on. 2. Attempts to enter the radio net. 3. Attempts to issue "bogus" orders to a unit on the net. 4. Jams the radio frequency and forces the unit to go to an alternate frequency.

**TASK:** Disrupt Construction of Vehicle Fighting Positions (5-OPFOR-0020)

**CONDITION:** The opposing forces (OPFOR) element has located the enemy. The priority intelligence requirements (PIR) and other intelligence obtained by OPFOR patrols indicate the enemy is constructing vehicle fighting positions within its defensive area. The OPFOR element has automatic and antiarmor weapons and light mortars.

**STANDARD:** The OPFOR element attempts to disrupt the enemy's efforts to establish vehicle fighting positions. 1. Locates the defensive area. 2. Surprises the main body. 3. Penetrates the defensive area with squad-size probes. 4. Inflicts casualties on the unit. 5. Destroys vehicles. 6. Disrupts the unit's preparations (prevents or delays beyond the unit's allotted time).

**TASK:** Conduct an Aerial Reconnaissance (5-OPFOR-0010)

**CONDITION:** The opposing forces (OPFOR) headquarters (HQ) element requires intelligence on the locations and identification of enemy elements. An aircraft is dispatched to take photographs and make a visual inspection of the enemy rear area.

**STANDARD:** The OPFOR element gathers photograph intelligence of the enemy. 1. Photographs the assigned sectors. 2. Makes quick visual checks where the ceiling is low. 3. Locates enemy positions in the area, particularly support and storage bases, and command and control (C2) facilities. 4. Sustains no loss of aircraft. 5. Reports priority intelligence requirements (PIR) and other information requirements to the OPFOR HQ.

**TASK:** Conduct Terrorist and Saboteur Attacks (5-OPFOR-0005)

**CONDITION:** The opposing forces (OPFOR) element dispatches small teams into the enemy's rear area to disrupt combat service support (CSS) operations.

**STANDARD:** The enemy sustains disrupted command and control (C2), destroyed equipment and supplies, and light casualties. 1. Locates rear support bases and C2 facilities. 2. Delays and disrupts CSS operations through probes. 3. Infiltrates CSS bases to conduct sabotage and terrorist activities. 4. Inflicts light casualties. 5. Destroys supplies and equipment.

**TASK:** Disrupt Defensive Preparations (5-OPFOR-0018)

**CONDITION:** The opposing forces (OPFOR) element has located the enemy. Priority intelligence requirements (PIR) and other intelligence requirements obtained by OPFOR patrols indicate that the enemy elements are establishing defensive positions. The OPFOR element has automatic and antiarmor weapons and light mortars.

**STANDARD:** The OPFOR element disrupts and delays the enemy's defensive preparations. 1. Locates and penetrates the enemy's security system. 2. Forces the enemy to delay defensive preparations. 3. Disrupts the enemy's obstacle preparations.

**TASK:** Disrupt Quartering Party Operations (5-OPFOR-0017)

**CONDITION:** The enemy is conducting quartering party operations. It has established an assembly area (AA) but has not moved in the main body.

**STANDARD:** The opposing forces (OPFOR) element attempts to disrupt quartering party operations and infiltrate the enemy's AA. 1. Locates the quartering party and the AA. 2. Surprises the main body. 3. Penetrates the AA with squad-size probes. 4. Inflicts personnel casualties and vehicle damage. 5. Disrupts the unit's preparations (prevents or delays beyond the unit's allotted time).

**TASK:** Disrupt Enemy Movement and Operations Using Tactical Nuclear Weapons (5-OPFOR-0016)

**CONDITION:** The opposing forces (OPFOR) element has located the enemy. Priority intelligence requirements (PIR) and other intelligence requirements have been obtained by OPFOR patrols. Tactical nuclear weapons are employed against key locations in the rear area.

**STANDARD:** The OPFOR element disrupts enemy movement and operations. 1. Disrupts or delays the movement of the enemy's equipment and supplies to the forward areas. 2. Destroys enemy equipment and supplies. 3. Inflicts a high rate of nuclear casualties among the enemy forces. 4. Denies the enemy the use of specified areas. 5. Contaminates the enemy's equipment and supplies.

**TASK:** Disrupt Enemy Movement and Operations Using Persistent and Nonpersistent Chemical Weapons (5-OPFOR-0015)

**CONDITION:** The opposing forces (OPFOR) element has located the enemy. Priority intelligence requirements (PIR) and other intelligence requirements have been obtained by OPFOR patrols. The OPFOR units deliver chemical agents, by means of conventional artillery weapons or aircraft, along selected supply routes and key bases in the rear area.

**STANDARD:** The OPFOR element disrupts enemy movement and operations using persistent and nonpersistent chemical weapons. 1. Delivers chemical agents in low and densely wooded areas. 2. Delays the movement of enemy supplies and equipment to the forward areas. 3. Restricts the movement of the enemy units in the rear area. 4. Channels the movement of enemy units into predesignated ambush areas. 5. Contaminates enemy supplies and equipment. 6. Inflicts a high rate of casualties on enemy forces.

**TASK:** Disrupt Movement (5-OPFOR-0014)

**CONDITION:** The enemy is expected to move through the opposing forces (OPFOR) element's area of operations. The OPFOR element has received an operation order (OPORD) or fragmentary order (FRAGO) to disrupt enemy movement. The enemy has the capability to defend with direct fire and antiarmor weapons.

**STANDARD:** The OPFOR element delays enemy movement. 1. Delays the element. 2. Forces the element to deviate from its route. 3. Prevents the element from reaching its destination. 4. Surprises the element's main body.

**TASK:** Counter Passage of Lines (5-OPFOR-0012)

**CONDITION:** Enemy forces are in defensive positions, but they are expected to attempt passage-of-lines operations. The opposing forces (OPFOR) received orders to disrupt enemy passage-of-lines operations.

**STANDARD:** The OPFOR element delays or prevents enemy passage of lines. 1. Delays the passage. 2. Prevents the company from moving all personnel through the stationary unit. 3. Engages the main body of either the moving or the stationary unit.

**TASK:** Defend a Minefield (5-OPFOR-0023)

**CONDITION:** The enemy is conducting a minefield sweeping operation. The opposing forces (OPFOR) element has a minefield placed in the enemy's path. The minefield is under constant observation and fire.

**STANDARD:** The OPFOR element defends a minefield against an enemy element conducting a minefield sweeping operation. 1. Prevents the unit from detecting the obstacle. 2. Disrupts the minefield sweeping operation. 3. Prevents the unit from conducting the minefield sweeping operation, prevents the unit from moving all personnel through the breach, or delays the completion of the minefield sweeping operation for more than 45 minutes.

**TASK:** Conduct Sniper Operations (5-OPFOR-0006)

**CONDITION:** The opposing forces (OPFOR) element has assigned snipers (regular or irregular elements) in the enemy's rear area along the main supply route (MSR) and near support sites.

**STANDARD:** The OPFOR element kills or wounds targets. 1. Sets up a well-concealed location. 2. Engages vehicle drivers or personnel on foot with short bursts of semiautomatic fire. 3. Kills or wounds selected targets. 4. Prevents the position from being discovered by enemy forces. 5. Evacuates the area without being spotted. 6. Reports all specified priority intelligence requirements (PIR) and other intelligence requirements to the OPFOR headquarters (HQ).

**TASK:** Conduct Air Attacks (5-OPFOR-0002)

**CONDITION:** The opposing forces (OPFOR) element in the rear area has forwarded the positions of the enemy support sites or the locations of moving elements. The OPFOR aircraft have been dispatched to attack enemy installations or convoys.

**STANDARD:** The OPFOR element attempts to delay, disrupt, or damage the enemy targets by air. 1. Locates the target (support sites or convoys). 2. Makes attack runs on the designated targets. 3. Inflicts heavy damage to the selected target. 4. Sustains no loss of aircraft. 5. Delays moving the force for more than one hour.

**TASK:** Surrender to the Capturing Unit on the Battlefield (5-OPFOR-0024)

**CONDITION:** The enemy has captured the opposing forces (OPFOR) element's soldiers, documents, and equipment sensitive to the OPFOR tactical operations.

**STANDARD:** The OPFOR soldiers retain or destroy documents and equipment. The OPFOR element surrenders documents and equipment of no tactical use to the enemy and attempts to conceal or destroy items of tactical value. The OPFOR element attempts escape and evasion. 1. Prevents the successful capture of documents and equipment. 2. Destroys documents and equipment. 3. Removes identifying markings from equipment. 4. Removes unit-identifying insignia. 5. Provides misleading information. 6. Plans an escape. 7. Delays movement to the nearest collection point. 8. Prevents safeguarding of enemy prisoners of war (EPWs) in order to cause embarrassment to the United States (US).

**TASK:** Conduct a Raid (5-OPFOR-0004)

**CONDITION:** The opposing forces (OPFOR) element has occupied an objective rally point and has orders to conduct a raid on a combat service support (CSS) base.

**STANDARD:** The OPFOR element infiltrates the enemy's base and destroys all of the targets. 1. Surprises the enemy forces. 2. Assaults the support base and accomplishes the assigned tasks. 3. Destroys the specified equipment and supplies. 4. Avoids being decisively engaged. 5. Withdraws all personnel from the objective areas within the time prescribed. 6. Obtains all priority intelligence requirements (PIR) from the raid site. 7. Sustains only light casualties from enemy fire.

**TASK:** Attack (5-OPFOR-0001)

**CONDITION:** The opposing forces (OPFOR) element has located the enemy. The priority intelligence requirements (PIR) and other intelligence requirements have been obtained by OPFOR patrols. The OPFOR element has automatic and antiarmor weapons and light mortars.

**STANDARD:** The OPFOR element attempts to seize the terrain, vehicles, or equipment. 1. Develops an attack plan. 2. Surprises the enemy unit's main body. 3. Initiates the attack using a scheme of maneuver that exploits the enemy's flanks, gaps, and weaknesses. 4. Uses covered and concealed routes to approach the enemy forces' flanks, gaps, or weakly held areas. 5. Employs indirect fire to support the attack. 6. Penetrates enemy defenses. 7. Destroys equipment and supplies. 8. Inflicts heavy casualties. 9. Isolates the combat service support (CSS) base by blocking reinforcements. 10. Forces enemy units to displace. 11. Avoids being fixed in one position. 12. Withdraws before the CSS base is reinforced with tactical combat forces.

**TASK:** Disrupt Assembly Area (AA) Activities (5-OPFOR-0013)

**CONDITION:** Intelligence reports indicate that platoon- and company-size enemy units are operating in the opposing forces (OPFOR) area of operations. Enemy units can defend from AAs with direct fire, antiarmor weapons, and indirect fire. The enemy has close air support (CAS) and nuclear, biological, and chemical (NBC) capabilities.

**STANDARD:** The OPFOR element locates and disrupts the enemy's AA activities. 1. Locates the element's AA. 2. Probes the AA with squad- or team-size elements. 3. Inflicts more than 5 percent casualties on the element. 4. Disrupts the element's preparations (prevents or delays beyond the element's allotted time).

**TASK:** Disrupt an Engineer Reconnaissance (5-OPFOR-0022)

**CONDITION:** The enemy is conducting an engineer reconnaissance. The opposing forces (OPFOR) element is positioned along the enemy's route.

**STANDARD:** The OPFOR element disrupts an engineer reconnaissance. 1. Prevents the unit from meeting its specified time schedule. 2. Forces the unit to deviate from its specified route. 3. Prevents the unit from accomplishing its assigned engineer reconnaissance. 4. Surprises the unit conducting the reconnaissance.

**TASK:** Conduct an Ambush (5-OPFOR-0007)

**CONDITION:** The enemy is moving in a convoy. The opposing forces (OPFOR) element is positioned along the enemy's route.

**STANDARD:** The OPFOR element inflicts casualties on the enemy and causes vehicle and equipment damage. 1. Prepares an ambush site before the element arrives. 2. Surprises march element forces. 3. Inflicts heavy casualties within the designated kill zone. 4. Inflicts heavy damage to vehicles and equipment within the designated kill zone. 5. Delays the march element from reaching a specified destination for a specified period of time. 6. Withdraws on order. 7. Sustains no casualties. 8. Reports actions to superiors.

**TASK:** Maintain Contact (5-OPFOR-0003)

**CONDITION:** The opposing forces (OPFOR) element is engaged with enemy base defense forces. The enemy forces are withdrawing under pressure.

**STANDARD:** The OPFOR element maintains enemy contact while the enemy withdraws. 1. Engages the enemy forces decisively. 2. Advances the OPFOR as the enemy forces withdraw. 3. Inflicts heavy casualties. 4. Captures the members of the enemy force. 5. Captures documents and equipment. 6. Safeguards captured documents, equipment, and personnel.

**ELEMENTS:** Company  
Company Headquarters

**TASK:** Coordinate the Location of Class IV and Class V Supply Points (05-2-1068)  
(FM 5-100) (FM 20-32) (FM 90-7)

**ITERATION:** 1 2 3 4 5 M (Circle)

**COMMANDER/LEADER ASSESSMENT:** T P U (Circle)

**CONDITIONS:** The task force (TF) is in continuous operations during daylight or darkness. Digital units have performed functionality checks, and systems are operational. Some iterations of this task should be performed in MOPP4.

**TASK STANDARDS:** The engineer elements are in support of TF operations during defensive and offensive operations. The location of Class IV and Class V supply points must be established in order to sustain combat effectiveness. Digital units send and receive reports using frequency-modulated (FM) or digital means. The time required to perform this task is increased when conducting it in mission-oriented protection posture (MOPP) 4.

TASK STEPS AND PERFORMANCE MEASURES	GO	NO-GO
<p>* 1. The element leader analyzes the mission and determines the necessary Class IV and Class V supplies.</p> <p>a. Ensured that basic loads for each weapons system were on hand.</p> <p>NOTE: Basic loads can be used to accomplish the mission; however, resupply should come from mission loads.</p> <p>b. Determined critical events where Class IV and Class V supplies were needed according to the decision support template (DST) and the synchronization matrix.</p> <p>NOTE: This is done in coordination with the TF engineer.</p> <p>c. Organized those engineer elements that were task-organized to pick up, transport, and deliver supplies in a timely manner.</p> <p>d. Transmitted requests.</p> <p>NOTE: Digital units send requests using the Army Battle Command System (ABCS) through higher headquarters (HQ) to the Supply Officer (US Army) (S4).</p> <p>2. The TF S4 coordinates for Class IV and Class V supplies.</p> <p>a. Coordinated with the supporting combat service support (CSS) element to determine the availability of Class IV and Class V supplies.</p> <p>b. Coordinated the pickup points of the using units.</p> <p>c. Requested additional haul assets when the organic transportation assets were depleted.</p> <p>d. Determined personnel requirements for the Class IV and Class V supply points. Tasked for personnel in the TF operation order (OPORD), if not in the tactical standing operating procedure (TACSOP).</p> <p>e. Determined and coordinated with the TF engineer for the necessary Class IV and Class V materials.</p> <p>f. Tracked the current quantities of material at the Class IV and Class V supply points.</p> <p>* 3. The platoon leader/sergeant prepares to execute the haul mission.</p> <p>NOTE: Digital units plot the pickup-point location on the digital overlay according to the unit's TACSOP.</p> <p>a. Performed troop-leading procedures.</p> <p>b. Coordinated the pickup-point location with the company operations.</p>		

TASK STEPS AND PERFORMANCE MEASURES	GO	NO-GO
c. Moved assets to the designated location and performed the haul mission.		
d. Distributed assets according to the obstacle plan allocation.		

TASK PERFORMANCE / EVALUATION SUMMARY BLOCK							
ITERATION	1	2	3	4	5	M	TOTAL
TOTAL TASK STEPS EVALUATED							
TOTAL TASK STEPS "GO"							
TRAINING STATUS "GO"/"NO-GO"							

"\*" indicates a leader task step.

**SUPPORTING INDIVIDUAL TASKS: NONE**

**SUPPORTING COLLECTIVE TASKS**

Task Number	Task Title	References
05-2-7008	Prepare an Operation Order (OPORD) (Company/Platoon)	ARTEP 5-026-34-MTP  ARTEP 5-027-10-MTP ARTEP 5-027-35-MTP ARTEP 5-053-11-MTP ARTEP 5-053-12-MTP ARTEP 5-053-35-MTP ARTEP 5-063-10-MTP ARTEP 5-063-11-MTP ARTEP 5-063-35-MTP ARTEP 5-113-11-MTP ARTEP 5-113-12-MTP ARTEP 5-113-35-MTP ARTEP 5-145-12-MTP ARTEP 5-145-32-MTP ARTEP 5-156-34-MTP ARTEP 5-157-10-MTP ARTEP 5-157-35-MTP ARTEP 5-216-34-MTP ARTEP 5-217-10-MTP ARTEP 5-217-35-MTP ARTEP 5-335-60-MTP ARTEP 5-335-65-MTP ARTEP 5-335-70-MTP ARTEP 5-336-34-MTP ARTEP 5-337-10-MTP ARTEP 5-337-35-MTP ARTEP 5-413-35-MTP ARTEP 5-416-14-MTP ARTEP 5-416-34-MTP ARTEP 5-417-13-MTP ARTEP 5-423-11-MTP ARTEP 5-423-35-MTP ARTEP 5-424-35-MTP



**SUPPORTING COLLECTIVE TASKS**

Task Number	Task Title	References
		ARTEP 5-426-34-MTP
		ARTEP 5-427-10-MTP
		ARTEP 5-427-35-MTP
		ARTEP 5-434-35-MTP
		ARTEP 5-436-35-MTP
		ARTEP 5-436-37-MTP
		ARTEP 5-437-10-MTP
		ARTEP 5-437-11-MTP
		ARTEP 5-437-36-MTP
		ARTEP 5-437-38-MTP
		ARTEP 5-446-34-MTP
		ARTEP 5-446-36-MTP
		ARTEP 5-447-10-MTP
		ARTEP 5-447-11-MTP
		ARTEP 5-447-35-MTP
		ARTEP 5-447-37-MTP
		ARTEP 5-463-10-MTP
		ARTEP 5-463-12-MTP
		ARTEP 5-463-15-MTP
		ARTEP 5-463-17-MTP
		ARTEP 5-463-35-MTP
		ARTEP 5-463-36-MTP
		ARTEP 5-473-35-MTP
		ARTEP 5-500-66-MTP
		ARTEP 5-520-10-MTP
		ARTEP 5-520-12-MTP
		ARTEP 5-520-14-MTP
		ARTEP 5-530-14-MTP
		ARTEP 5-530-16-MTP
		ARTEP 5-603-35-MTP
		ARTEP 5-605-66-MTP
		ARTEP 5-607-35-MTP
		ARTEP 5-608-35-MTP
		ARTEP 5-616-34-MTP
		ARTEP 5-617-10-MTP
		ARTEP 5-617-11-MTP
		ARTEP 5-617-35-MTP
05-3-1600	Receive a Logistics Package (LOGPAC)	ARTEP 5-053-11-MTP
		ARTEP 5-053-12-MTP
		ARTEP 5-113-11-MTP
		ARTEP 5-113-12-MTP
		ARTEP 5-335-70-MTP
		ARTEP 5-337-10-MTP
		ARTEP 5-437-10-MTP
		ARTEP 5-437-11-MTP

**OPFOR TASKS AND STANDARDS**

**TASK:** Disrupt a Route Reconnaissance (5-OPFOR-0021)

**CONDITION:** The enemy is conducting a route reconnaissance. The opposing forces (OPFOR) element is positioned along the enemy's route.

**STANDARD:** The OPFOR element attempts to disrupt a squad/section conducting a route reconnaissance. 1. Prevents the unit from meeting its specified time schedule. 2. Forces the unit to deviate from its specified route. 3. Prevents the unit from reaching its assigned destination. 4. Surprises the squad/section. 5. Inflicts casualties on the unit.

**TASK:** Defeat Obstacles (5-OPFOR-0009)

**CONDITION:** The opposing forces (OPFOR) element encounters an obstacle that blocks the avenue of approach as it advances upon the enemy forces.

**STANDARD:** The OPFOR element bypasses or breaches the enemy obstacle. 1. Detects the obstacle before halting its main body. 2. Defeats the obstacle. a. Bypasses the obstacle without entering the engagement areas. b. Breaches the obstacle within 45 minutes and passes its entire force through the obstacle. 3. Does not incur degradation to the point that the mission must be discontinued.

**TASK:** Conduct an Attack (5-OPFOR-0008)

**CONDITION:** The enemy is conducting tactical operations. The opposing forces (OPFOR) element receives orders to attack the enemy, the area of occupation, or the main supply route (MSR) with smoke.

**STANDARD:** The OPFOR element disrupts the enemy's movement and smoke operations. 1. Determines the delivery method of the smoke attack. 2. Locates the target. 3. Delivers the smoke attack downwind. 4. Attacks the enemy with smoke, and surge attacks when the enemy responds to the smoke.

**TASK:** Disrupt a Net Control Station (NCS) (5-OPFOR-0019)

**CONDITION:** The enemy has established a NCS. The opposing forces (OPFOR) element has radio and jamming equipment.

**STANDARD:** The OPFOR element attempts to disrupt an NCS. 1. Attempts to locate the radio frequency that the unit is operating on. 2. Attempts to enter the radio net. 3. Attempts to issue "bogus" orders to a unit on the net. 4. Jams the radio frequency and forces the unit to go to an alternate frequency.

**TASK:** Disrupt Construction of Vehicle Fighting Positions (5-OPFOR-0020)

**CONDITION:** The opposing forces (OPFOR) element has located the enemy. The priority intelligence requirements (PIR) and other intelligence obtained by OPFOR patrols indicate the enemy is constructing vehicle fighting positions within its defensive area. The OPFOR element has automatic and antiarmor weapons and light mortars.

**STANDARD:** The OPFOR element attempts to disrupt the enemy's efforts to establish vehicle fighting positions. 1. Locates the defensive area. 2. Surprises the main body. 3. Penetrates the defensive area with squad-size probes. 4. Inflicts casualties on the unit. 5. Destroys vehicles. 6. Disrupts the unit's preparations (prevents or delays beyond the unit's allotted time).

**TASK:** Conduct an Aerial Reconnaissance (5-OPFOR-0010)

**CONDITION:** The opposing forces (OPFOR) headquarters (HQ) element requires intelligence on the locations and identification of enemy elements. An aircraft is dispatched to take photographs and make a visual inspection of the enemy rear area.

**STANDARD:** The OPFOR element gathers photograph intelligence of the enemy. 1. Photographs the assigned sectors. 2. Makes quick visual checks where the ceiling is low. 3. Locates enemy positions in the area, particularly support and storage bases, and command and control (C2) facilities. 4. Sustains no loss of aircraft. 5. Reports priority intelligence requirements (PIR) and other information requirements to the OPFOR HQ.

**TASK:** Conduct Terrorist and Saboteur Attacks (5-OPFOR-0005)

**CONDITION:** The opposing forces (OPFOR) element dispatches small teams into the enemy's rear area to disrupt combat service support (CSS) operations.

**STANDARD:** The enemy sustains disrupted command and control (C2), destroyed equipment and supplies, and light casualties. 1. Locates rear support bases and C2 facilities. 2. Delays and disrupts CSS operations through probes. 3. Infiltrates CSS bases to conduct sabotage and terrorist activities. 4. Inflicts light casualties. 5. Destroys supplies and equipment.

**TASK:** Disrupt Defensive Preparations (5-OPFOR-0018)

**CONDITION:** The opposing forces (OPFOR) element has located the enemy. Priority intelligence requirements (PIR) and other intelligence requirements obtained by OPFOR patrols indicate that the enemy elements are establishing defensive positions. The OPFOR element has automatic and antiarmor weapons and light mortars.

**STANDARD:** The OPFOR element disrupts and delays the enemy's defensive preparations. 1. Locates and penetrates the enemy's security system. 2. Forces the enemy to delay defensive preparations. 3. Disrupts the enemy's obstacle preparations.

**TASK:** Disrupt Quarters Party Operations (5-OPFOR-0017)

**CONDITION:** The enemy is conducting quarters party operations. It has established an assembly area (AA) but has not moved in the main body.

**STANDARD:** The opposing forces (OPFOR) element attempts to disrupt quarters party operations and infiltrate the enemy's AA. 1. Locates the quarters party and the AA. 2. Surprises the main body. 3. Penetrates the AA with squad-size probes. 4. Inflicts personnel casualties and vehicle damage. 5. Disrupts the unit's preparations (prevents or delays beyond the unit's allotted time).

**TASK:** Disrupt Enemy Movement and Operations Using Tactical Nuclear Weapons (5-OPFOR-0016)

**CONDITION:** The opposing forces (OPFOR) element has located the enemy. Priority intelligence requirements (PIR) and other intelligence requirements have been obtained by OPFOR patrols. Tactical nuclear weapons are employed against key locations in the rear area.

**STANDARD:** The OPFOR element disrupts enemy movement and operations. 1. Disrupts or delays the movement of the enemy's equipment and supplies to the forward areas. 2. Destroys enemy equipment and supplies. 3. Inflicts a high rate of nuclear casualties among the enemy forces. 4. Denies the enemy the use of specified areas. 5. Contaminates the enemy's equipment and supplies.

**TASK:** Disrupt Enemy Movement and Operations Using Persistent and Nonpersistent Chemical Weapons (5-OPFOR-0015)

**CONDITION:** The opposing forces (OPFOR) element has located the enemy. Priority intelligence requirements (PIR) and other intelligence requirements have been obtained by OPFOR patrols. The OPFOR units deliver chemical agents, by means of conventional artillery weapons or aircraft, along selected supply routes and key bases in the rear area.

**STANDARD:** The OPFOR element disrupts enemy movement and operations using persistent and nonpersistent chemical weapons. 1. Delivers chemical agents in low and densely wooded areas. 2. Delays the movement of enemy supplies and equipment to the forward areas. 3. Restricts the movement of the enemy units in the rear area. 4. Channels the movement of enemy units into predesignated ambush areas. 5. Contaminates enemy supplies and equipment. 6. Inflicts a high rate of casualties on enemy forces.

**TASK:** Disrupt Movement (5-OPFOR-0014)

**CONDITION:** The enemy is expected to move through the opposing forces (OPFOR) element's area of operations. The OPFOR element has received an operation order (OPORD) or fragmentary order (FRAGO) to disrupt enemy movement. The enemy has the capability to defend with direct fire and antiarmor weapons.

**STANDARD:** The OPFOR element delays enemy movement. 1. Delays the element. 2. Forces the element to deviate from its route. 3. Prevents the element from reaching its destination. 4. Surprises the element's main body.

**TASK:** Counter Passage of Lines (5-OPFOR-0012)

**CONDITION:** Enemy forces are in defensive positions, but they are expected to attempt passage-of-lines operations. The opposing forces (OPFOR) received orders to disrupt enemy passage-of-lines operations.

**STANDARD:** The OPFOR element delays or prevents enemy passage of lines. 1. Delays the passage. 2. Prevents the company from moving all personnel through the stationary unit. 3. Engages the main body of either the moving or the stationary unit.

**TASK:** Defend a Minefield (5-OPFOR-0023)

**CONDITION:** The enemy is conducting a minefield sweeping operation. The opposing forces (OPFOR) element has a minefield placed in the enemy's path. The minefield is under constant observation and fire.

**STANDARD:** The OPFOR element defends a minefield against an enemy element conducting a minefield sweeping operation. 1. Prevents the unit from detecting the obstacle. 2. Disrupts the minefield sweeping operation. 3. Prevents the unit from conducting the minefield sweeping operation, prevents the unit from moving all personnel through the breach, or delays the completion of the minefield sweeping operation for more than 45 minutes.

**TASK:** Conduct Sniper Operations (5-OPFOR-0006)

**CONDITION:** The opposing forces (OPFOR) element has assigned snipers (regular or irregular elements) in the enemy's rear area along the main supply route (MSR) and near support sites.

**STANDARD:** The OPFOR element kills or wounds targets. 1. Sets up a well-concealed location. 2. Engages vehicle drivers or personnel on foot with short bursts of semiautomatic fire. 3. Kills or wounds selected targets. 4. Prevents the position from being discovered by enemy forces. 5. Evacuates the area without being spotted. 6. Reports all specified priority intelligence requirements (PIR) and other intelligence requirements to the OPFOR headquarters (HQ).

**TASK:** Conduct Air Attacks (5-OPFOR-0002)

**CONDITION:** The opposing forces (OPFOR) element in the rear area has forwarded the positions of the enemy support sites or the locations of moving elements. The OPFOR aircraft have been dispatched to attack enemy installations or convoys.

**STANDARD:** The OPFOR element attempts to delay, disrupt, or damage the enemy targets by air. 1. Locates the target (support sites or convoys). 2. Makes attack runs on the designated targets. 3. Inflicts heavy damage to the selected target. 4. Sustains no loss of aircraft. 5. Delays moving the force for more than one hour.

**TASK:** Attack (5-OPFOR-0001)

**CONDITION:** The opposing forces (OPFOR) element has located the enemy. The priority intelligence requirements (PIR) and other intelligence requirements have been obtained by OPFOR patrols. The OPFOR element has automatic and antiarmor weapons and light mortars.

**STANDARD:** The OPFOR element attempts to seize the terrain, vehicles, or equipment. 1. Develops an attack plan. 2. Surprises the enemy unit's main body. 3. Initiates the attack using a scheme of maneuver that exploits the enemy's flanks, gaps, and weaknesses. 4. Uses covered and concealed routes to approach the enemy forces' flanks, gaps, or weakly held areas. 5. Employs indirect fire to support the attack. 6. Penetrates enemy defenses. 7. Destroys equipment and supplies. 8. Inflicts heavy casualties. 9. Isolates the combat service support (CSS) base by blocking reinforcements. 10. Forces enemy units to displace. 11. Avoids being fixed in one position. 12. Withdraws before the CSS base is reinforced with tactical combat forces.

**TASK:** Surrender to the Capturing Unit on the Battlefield (5-OPFOR-0024)

**CONDITION:** The enemy has captured the opposing forces (OPFOR) element's soldiers, documents, and equipment sensitive to the OPFOR tactical operations.

**STANDARD:** The OPFOR soldiers retain or destroy documents and equipment. The OPFOR element surrenders documents and equipment of no tactical use to the enemy and attempts to conceal or destroy items of tactical value. The OPFOR element attempts escape and evasion. 1. Prevents the successful capture of documents and equipment. 2. Destroys documents and equipment. 3. Removes identifying markings from equipment. 4. Removes unit-identifying insignia. 5. Provides misleading information. 6. Plans an escape. 7. Delays movement to the nearest collection point. 8. Prevents safeguarding of enemy prisoners of war (EPWs) in order to cause embarrassment to the United States (US).

**TASK:** Conduct a Raid (5-OPFOR-0004)

**CONDITION:** The opposing forces (OPFOR) element has occupied an objective rally point and has orders to conduct a raid on a combat service support (CSS) base.

**STANDARD:** The OPFOR element infiltrates the enemy's base and destroys all of the targets. 1. Surprises the enemy forces. 2. Assaults the support base and accomplishes the assigned tasks. 3. Destroys the specified equipment and supplies. 4. Avoids being decisively engaged. 5. Withdraws all personnel from the objective areas within the time prescribed. 6. Obtains all priority intelligence requirements (PIR) from the raid site. 7. Sustains only light casualties from enemy fire.

**TASK:** Disrupt Assembly Area (AA) Activities (5-OPFOR-0013)

**CONDITION:** Intelligence reports indicate that platoon- and company-size enemy units are operating in the opposing forces (OPFOR) area of operations. Enemy units can defend from AAs with direct fire, antiarmor weapons, and indirect fire. The enemy has close air support (CAS) and nuclear, biological, and chemical (NBC) capabilities.

**STANDARD:** The OPFOR element locates and disrupts the enemy's AA activities. 1. Locates the element's AA. 2. Probes the AA with squad- or team-size elements. 3. Inflicts more than 5 percent casualties on the element. 4. Disrupts the element's preparations (prevents or delays beyond the element's allotted time).

**TASK:** Disrupt an Engineer Reconnaissance (5-OPFOR-0022)

**CONDITION:** The enemy is conducting an engineer reconnaissance. The opposing forces (OPFOR) element is positioned along the enemy's route.

**STANDARD:** The OPFOR element disrupts an engineer reconnaissance. 1. Prevents the unit from meeting its specified time schedule. 2. Forces the unit to deviate from its specified route. 3. Prevents the unit from accomplishing its assigned engineer reconnaissance. 4. Surprises the unit conducting the reconnaissance.

**TASK:** Conduct an Ambush (5-OPFOR-0007)

**CONDITION:** The enemy is moving in a convoy. The opposing forces (OPFOR) element is positioned along the enemy's route.

**STANDARD:** The OPFOR element inflicts casualties on the enemy and causes vehicle and equipment damage. 1. Prepares an ambush site before the element arrives. 2. Surprises march element forces. 3. Inflicts heavy casualties within the designated kill zone. 4. Inflicts heavy damage to vehicles and equipment within the designated kill zone. 5. Delays the march element from reaching a specified destination for a specified period of time. 6. Withdraws on order. 7. Sustains no casualties. 8. Reports actions to superiors.

**TASK:** Maintain Contact (5-OPFOR-0003)

**CONDITION:** The opposing forces (OPFOR) element is engaged with enemy base defense forces. The enemy forces are withdrawing under pressure.

**STANDARD:** The OPFOR element maintains enemy contact while the enemy withdraws. 1. Engages the enemy forces decisively. 2. Advances the OPFOR as the enemy forces withdraw. 3. Inflicts heavy casualties. 4. Captures the members of the enemy force. 5. Captures documents and equipment. 6. Safeguards captured documents, equipment, and personnel.

**ELEMENT:** Combat Medical Section

**TASK:** Treat Unit Casualties (for Units with Medical Treatment Personnel) (08-2-0314.05-T01A)  
 (FM 8-10-6) (FM 21-11) (FM 8-230)  
 (FM 8-285)

**ITERATION:** 1 2 3 4 5 M (Circle)  
**COMMANDER/LEADER ASSESSMENT:** T P U (Circle)

**CONDITIONS:** The unit has sustained casualties. Threat force contact has been broken. Soldiers have been wounded and may have chemical contamination or nonbattle injuries. Unit medical personnel are treating the wounded. This task is performed simultaneously with other reorganization tasks. The unit and higher headquarters (HQ) tactical standing operating procedures (TACSOPs) and operation orders (OPORDs) are available. Simplified collective-protection equipment (SCPE) is on hand or field-expedient and natural shelters are available.

**NOTE:** This task should not be performed in MOPP4, except when treating NBC casualties. Some iterations of this task should be performed in MOPP4.

**TASK STANDARDS:** Unit medical personnel provide treatment for casualties according to Field Manual (FM) 8-285, FM 21-11, and the TACSOP. The time required to perform this task is increased when conducting it in mission-oriented protection posture (MOPP) 4.

TASK STEPS AND PERFORMANCE MEASURES	GO	NO-GO
<p>* 1. The commander and leaders supervise treatment and evacuation of casualties.</p> <ul style="list-style-type: none"> <li>a. Developed a treatment plan.</li> <li>b. Monitored treatment for compliance with FM 8-230 and to ensure that all casualties were treated.</li> <li>c. Directed the employment of unit medical personnel to treat casualties.</li> <li>d. Monitored battlefield stress reduction and stress prevention procedures.</li> <li>e. Reported casualties, as required.</li> <li>f. Coordinated replenishment of Class VIII supplies with the higher HQ logistics element according to the TACSOP.</li> <li>g. Directed distribution of Class VIII supplies and equipment according to the TACSOP.</li> <li>h. Enforced quality-check procedures for Class VIII items issued to unit elements.</li> <li>i. Coordinated for evacuation support with the higher HQ operations element.</li> </ul> <p>2. Unit medical personnel survey casualties.</p> <ul style="list-style-type: none"> <li>a. Checked for responsiveness.</li> <li>b. Checked for breathing.</li> <li>c. Checked for bleeding.</li> <li>d. Checked for head injury.</li> <li>e. Checked for shock.</li> <li>f. Checked for fractures, to include cervical spine and back fractures.</li> <li>g. Checked for burns.</li> </ul> <p>3. Unit medical personnel administer lifesaving treatment.</p> <ul style="list-style-type: none"> <li>a. Wore protective devices (such as surgical mask and gloves).</li> <li>b. Cleared all objects from the throat of the casualty.</li> <li>c. Used the jaw thrust method to open the airway if a cervical spine injury was suspected.</li> </ul>		

TASK STEPS AND PERFORMANCE MEASURES	GO	NO-GO
<p>d. Performed cardiovascular pulmonary resuscitation (CPR), 1- or 2-rescuer method, according to FM 8-230.</p> <p>4. Unit medical personnel control hemorrhage.</p> <ol style="list-style-type: none"> <li>a. Applied manual direct pressure to wound.</li> <li>b. Elevated extremities.</li> <li>c. Applied pressure dressing to the wound.</li> <li>d. Applied digital pressure to pressure points.</li> <li>e. Applied a tourniquet as a last resort.</li> <li>f. Initiated intravenous (IV) therapy when indicated.</li> </ol> <p>NOTE: Cannot be done in MOPP4.</p> <p>5. Unit medical personnel dress wounds.</p> <ol style="list-style-type: none"> <li>a. Applied occlusive dressings to open chest wounds, if possible.</li> <li>b. Applied dressings to open abdominal wounds.</li> <li>c. Applied dressings to open head wounds.</li> <li>d. Applied dressings to extremity wounds.</li> </ol> <p>6. Unit medical personnel splint suspected fractures.</p> <ol style="list-style-type: none"> <li>a. Used available materials to splint injuries.</li> <li>b. Splinted fractures in their position found.</li> <li>c. Restricted the movement of extremities.</li> <li>d. Checked the circulation for impairment.</li> </ol> <p>7. Unit medical personnel stabilize suspected neck and back fractures.</p> <p>NOTE: When a cervical collar or spine board is not available, use field-expedient materials.</p> <ol style="list-style-type: none"> <li>a. Applied a cervical collar.</li> <li>b. Applied a short spine board for suspected neck fractures.</li> <li>c. Applied a long spine board for suspected back and neck fractures.</li> </ol> <p>8. Unit medical personnel treat casualties with burns.</p> <ol style="list-style-type: none"> <li>a. Extinguished thermal burn agents.</li> <li>b. Removed chemical burn agents.</li> <li>c. Eliminated electrical burn sources.</li> <li>d. Uncovered the burn unless it was stuck to the clothing or a chemical substance existed.</li> <li>e. Applied a field dressing.</li> <li>f. Initiated fluid replacement, as required.</li> <li>g. Initiated IV therapy, if indicated.</li> </ol> <p>NOTE: Cannot be done in MOPP4.</p> <p>9. Unit medical personnel treat environmental injuries.</p> <ol style="list-style-type: none"> <li>a. Provided medical treatment for heat injuries.</li> <li>b. Provided medical treatment for cold weather injuries.</li> </ol> <p>10. Unit medical personnel treat chemical casualties.</p> <ol style="list-style-type: none"> <li>a. Took immediate protective steps according to FM 8-285 to protect self and warn others.</li> <li>b. Protected the casualty from further contamination.</li> <li>c. Administered the nerve-agent antidote according to FM 8-285.</li> <li>d. Decontaminated the casualty according to FM 8-285, if necessary.</li> </ol> <p>11. Unit medical personnel prevent shock.</p> <ol style="list-style-type: none"> <li>a. Positioned the casualty in the correct antishock position according to FM 8-230.</li> <li>b. Loosened clothing and equipment.</li> </ol>		



TASK STEPS AND PERFORMANCE MEASURES	GO	NO-GO
c. Prevented the casualty from chilling or overheating. d. Calmed the casualty by reassuring him.  12. Unit medical personnel evacuate casualties to the treatment platoon or the supporting medical treatment facility (MTF). a. Prepared casualties for evacuation. b. Identified litter teams. c. Constructed an improvised litter from available material, as required. d. Secured casualties on litters. e. Used appropriate manual carry methods if a litter is not available. f. Transported casualties without causing further injury according to FM 8-10-6.		

TASK PERFORMANCE / EVALUATION SUMMARY BLOCK							
ITERATION	1	2	3	4	5	M	TOTAL
TOTAL TASK STEPS EVALUATED							
TOTAL TASK STEPS "GO"							
TRAINING STATUS "GO"/"NO-GO"							

"\*" indicates a leader task step.

**SUPPORTING INDIVIDUAL TASKS: NONE**

**SUPPORTING COLLECTIVE TASKS**

Task Number	Task Title	References
08-2-R303.05-T01A	Conduct Battlefield Stress Reduction and Stress Prevention Procedures	ARTEP 5-025-66-MTP  ARTEP 5-026-34-MTP ARTEP 5-027-10-MTP ARTEP 5-027-35-MTP ARTEP 5-053-11-MTP ARTEP 5-053-12-MTP ARTEP 5-053-35-MTP ARTEP 5-063-10-MTP ARTEP 5-063-11-MTP ARTEP 5-063-35-MTP ARTEP 5-113-11-MTP ARTEP 5-113-12-MTP ARTEP 5-113-35-MTP ARTEP 5-155-66-MTP ARTEP 5-156-34-MTP ARTEP 5-157-10-MTP ARTEP 5-157-35-MTP ARTEP 5-215-66-MTP ARTEP 5-216-34-MTP ARTEP 5-217-10-MTP ARTEP 5-217-35-MTP ARTEP 5-332-68-MTP ARTEP 5-335-60-MTP

**SUPPORTING COLLECTIVE TASKS**

<b>Task Number</b>	<b>Task Title</b>	<b>References</b>
		ARTEP 5-335-65-MTP
		ARTEP 5-335-70-MTP
		ARTEP 5-336-34-MTP
		ARTEP 5-337-10-MTP
		ARTEP 5-337-35-MTP
		ARTEP 5-402-68-MTP
		ARTEP 5-412-68-MTP
		ARTEP 5-412-69-MTP
		ARTEP 5-413-35-MTP
		ARTEP 5-415-66-MTP
		ARTEP 5-416-14-MTP
		ARTEP 5-416-34-MTP
		ARTEP 5-417-13-MTP
		ARTEP 5-417-17-MTP
		ARTEP 5-417-35-MTP
		ARTEP 5-423-11-MTP
		ARTEP 5-423-35-MTP
		ARTEP 5-424-35-MTP
		ARTEP 5-425-66-MTP
		ARTEP 5-426-34-MTP
		ARTEP 5-427-10-MTP
		ARTEP 5-427-35-MTP
		ARTEP 5-434-35-MTP
		ARTEP 5-435-66-MTP
		ARTEP 5-435-67-MTP
		ARTEP 5-436-35-MTP
		ARTEP 5-436-37-MTP
		ARTEP 5-437-10-MTP
		ARTEP 5-437-11-MTP
		ARTEP 5-437-36-MTP
		ARTEP 5-437-38-MTP
		ARTEP 5-443-35-MTP
		ARTEP 5-445-64-MTP
		ARTEP 5-445-66-MTP
		ARTEP 5-446-34-MTP
		ARTEP 5-446-36-MTP
		ARTEP 5-447-10-MTP
		ARTEP 5-447-11-MTP
		ARTEP 5-447-35-MTP
		ARTEP 5-447-37-MTP
		ARTEP 5-463-10-MTP
		ARTEP 5-463-12-MTP
		ARTEP 5-463-15-MTP
		ARTEP 5-463-17-MTP
		ARTEP 5-463-35-MTP
		ARTEP 5-463-36-MTP
		ARTEP 5-473-35-MTP
		ARTEP 5-500-21-MTP
		ARTEP 5-500-22-MTP
		ARTEP 5-500-24-MTP
		ARTEP 5-500-66-MTP
		ARTEP 5-510-10-MTP
		ARTEP 5-510-12-MTP

**SUPPORTING COLLECTIVE TASKS**

Task Number	Task Title	References
		ARTEP 5-510-14-MTP
		ARTEP 5-510-16-MTP
		ARTEP 5-510-18-MTP
		ARTEP 5-520-10-MTP
		ARTEP 5-520-12-MTP
		ARTEP 5-520-14-MTP
		ARTEP 5-530-10-MTP
		ARTEP 5-530-12-MTP
		ARTEP 5-530-14-MTP
		ARTEP 5-530-16-MTP
		ARTEP 5-540-10-MTP
		ARTEP 5-540-11-MTP
		ARTEP 5-540-12-MTP
		ARTEP 5-540-13-MTP
		ARTEP 5-602-68-MTP
		ARTEP 5-603-35-MTP
		ARTEP 5-606-34-MTP
		ARTEP 5-607-35-MTP
		ARTEP 5-608-35-MTP
		ARTEP 5-616-34-MTP
		ARTEP 5-617-10-MTP
		ARTEP 5-617-11-MTP
		ARTEP 5-617-35-MTP

**OPFOR TASKS AND STANDARDS**

**TASK:** Disrupt a Route Reconnaissance (5-OPFOR-0021)

**CONDITION:** The enemy is conducting a route reconnaissance. The opposing forces (OPFOR) element is positioned along the enemy's route.

**STANDARD:** The OPFOR element attempts to disrupt a squad/section conducting a route reconnaissance. 1. Prevents the unit from meeting its specified time schedule. 2. Forces the unit to deviate from its specified route. 3. Prevents the unit from reaching its assigned destination. 4. Surprises the squad/section. 5. Inflicts casualties on the unit.

**TASK:** Conduct an Aerial Reconnaissance (5-OPFOR-0010)

**CONDITION:** The opposing forces (OPFOR) headquarters (HQ) element requires intelligence on the locations and identification of enemy elements. An aircraft is dispatched to take photographs and make a visual inspection of the enemy rear area.

**STANDARD:** The OPFOR element gathers photograph intelligence of the enemy. 1. Photographs the assigned sectors. 2. Makes quick visual checks where the ceiling is low. 3. Locates enemy positions in the area, particularly support and storage bases, and command and control (C2) facilities. 4. Sustains no loss of aircraft. 5. Reports priority intelligence requirements (PIR) and other information requirements to the OPFOR HQ.

**TASK:** Conduct a Raid (5-OPFOR-0004)

**CONDITION:** The opposing forces (OPFOR) element has occupied an objective rally point and has orders to conduct a raid on a combat service support (CSS) base.

**STANDARD:** The OPFOR element infiltrates the enemy's base and destroys all of the targets. 1. Surprises the enemy forces. 2. Assaults the support base and accomplishes the assigned tasks. 3. Destroys the specified equipment and supplies. 4. Avoids being decisively engaged. 5. Withdraws all personnel from the objective areas within the time prescribed. 6. Obtains all priority intelligence requirements (PIR) from the raid site. 7. Sustains only light casualties from enemy fire.

**TASK:** Defeat Obstacles (5-OPFOR-0009)

**CONDITION:** The opposing forces (OPFOR) element encounters an obstacle that blocks the avenue of approach as it advances upon the enemy forces.

**STANDARD:** The OPFOR element bypasses or breaches the enemy obstacle. 1. Detects the obstacle before halting its main body. 2. Defeats the obstacle. a. Bypasses the obstacle without entering the engagement areas. b. Breaches the obstacle within 45 minutes and passes its entire force through the obstacle. 3. Does not incur degradation to the point that the mission must be discontinued.

**TASK:** Conduct an Attack (5-OPFOR-0008)

**CONDITION:** The enemy is conducting tactical operations. The opposing forces (OPFOR) element receives orders to attack the enemy, the area of occupation, or the main supply route (MSR) with smoke.

**STANDARD:** The OPFOR element disrupts the enemy's movement and smoke operations. 1. Determines the delivery method of the smoke attack. 2. Locates the target. 3. Delivers the smoke attack downwind. 4. Attacks the enemy with smoke, and surge attacks when the enemy responds to the smoke.

**TASK:** Disrupt Construction of Vehicle Fighting Positions (5-OPFOR-0020)

**CONDITION:** The opposing forces (OPFOR) element has located the enemy. The priority intelligence requirements (PIR) and other intelligence obtained by OPFOR patrols indicate the enemy is constructing vehicle fighting positions within its defensive area. The OPFOR element has automatic and antiarmor weapons and light mortars.

**STANDARD:** The OPFOR element attempts to disrupt the enemy's efforts to establish vehicle fighting positions. 1. Locates the defensive area. 2. Surprises the main body. 3. Penetrates the defensive area with squad-size probes. 4. Inflicts casualties on the unit. 5. Destroys vehicles. 6. Disrupts the unit's preparations (prevents or delays beyond the unit's allotted time).

**TASK:** Disrupt an Engineer Reconnaissance (5-OPFOR-0022)

**CONDITION:** The enemy is conducting an engineer reconnaissance. The opposing forces (OPFOR) element is positioned along the enemy's route.

**STANDARD:** The OPFOR element disrupts an engineer reconnaissance. 1. Prevents the unit from meeting its specified time schedule. 2. Forces the unit to deviate from its specified route. 3. Prevents the unit from accomplishing its assigned engineer reconnaissance. 4. Surprises the unit conducting the reconnaissance.

**TASK:** Conduct Terrorist and Saboteur Attacks (5-OPFOR-0005)

**CONDITION:** The opposing forces (OPFOR) element dispatches small teams into the enemy's rear area to disrupt combat service support (CSS) operations.

**STANDARD:** The enemy sustains disrupted command and control (C2), destroyed equipment and supplies, and light casualties. 1. Locates rear support bases and C2 facilities. 2. Delays and disrupts CSS operations through probes. 3. Infiltrates CSS bases to conduct sabotage and terrorist activities. 4. Inflicts light casualties. 5. Destroys supplies and equipment.

**TASK:** Defend a Minefield (5-OPFOR-0023)

**CONDITION:** The enemy is conducting a minefield sweeping operation. The opposing forces (OPFOR) element has a minefield placed in the enemy's path. The minefield is under constant observation and fire.

**STANDARD:** The OPFOR element defends a minefield against an enemy element conducting a minefield sweeping operation. 1. Prevents the unit from detecting the obstacle. 2. Disrupts the minefield sweeping operation. 3. Prevents the unit from conducting the minefield sweeping operation, prevents the unit from moving all personnel through the breach, or delays the completion of the minefield sweeping operation for more than 45 minutes.

**TASK:** Maintain Contact (5-OPFOR-0003)

**CONDITION:** The opposing forces (OPFOR) element is engaged with enemy base defense forces. The enemy forces are withdrawing under pressure.

**STANDARD:** The OPFOR element maintains enemy contact while the enemy withdraws. 1. Engages the enemy forces decisively. 2. Advances the OPFOR as the enemy forces withdraw. 3. Inflicts heavy casualties. 4. Captures the members of the enemy force. 5. Captures documents and equipment. 6. Safeguards captured documents, equipment, and personnel.

**TASK:** Conduct an Ambush (5-OPFOR-0007)

**CONDITION:** The enemy is moving in a convoy. The opposing forces (OPFOR) element is positioned along the enemy's route.

**STANDARD:** The OPFOR element inflicts casualties on the enemy and causes vehicle and equipment damage. 1. Prepares an ambush site before the element arrives. 2. Surprises march element forces. 3. Inflicts heavy casualties within the designated kill zone. 4. Inflicts heavy damage to vehicles and equipment within the designated kill zone. 5. Delays the march element from reaching a specified destination for a specified period of time. 6. Withdraws on order. 7. Sustains no casualties. 8. Reports actions to superiors.

**TASK:** Surrender to the Capturing Unit on the Battlefield (5-OPFOR-0024)

**CONDITION:** The enemy has captured the opposing forces (OPFOR) element's soldiers, documents, and equipment sensitive to the OPFOR tactical operations.

**STANDARD:** The OPFOR soldiers retain or destroy documents and equipment. The OPFOR element surrenders documents and equipment of no tactical use to the enemy and attempts to conceal or destroy items of tactical value. The OPFOR element attempts escape and evasion. 1. Prevents the successful capture of documents and equipment. 2. Destroys documents and equipment. 3. Removes identifying markings from equipment. 4. Removes unit-identifying insignia. 5. Provides misleading information. 6. Plans an escape. 7. Delays movement to the nearest collection point. 8. Prevents safeguarding of enemy prisoners of war (EPWs) in order to cause embarrassment to the United States (US).

**TASK:** Disrupt a Net Control Station (NCS) (5-OPFOR-0019)

**CONDITION:** The enemy has established a NCS. The opposing forces (OPFOR) element has radio and jamming equipment.

**STANDARD:** The OPFOR element attempts to disrupt an NCS. 1. Attempts to locate the radio frequency that the unit is operating on. 2. Attempts to enter the radio net. 3. Attempts to issue "bogus" orders to a unit on the net. 4. Jams the radio frequency and forces the unit to go to an alternate frequency.

**TASK:** Disrupt Defensive Preparations (5-OPFOR-0018)

**CONDITION:** The opposing forces (OPFOR) element has located the enemy. Priority intelligence requirements (PIR) and other intelligence requirements obtained by OPFOR patrols indicate that the enemy elements are establishing defensive positions. The OPFOR element has automatic and antiarmor weapons and light mortars.

**STANDARD:** The OPFOR element disrupts and delays the enemy's defensive preparations. 1. Locates and penetrates the enemy's security system. 2. Forces the enemy to delay defensive preparations. 3. Disrupts the enemy's obstacle preparations.

**TASK:** Disrupt Enemy Movement and Operations Using Tactical Nuclear Weapons (5-OPFOR-0016)

**CONDITION:** The opposing forces (OPFOR) element has located the enemy. Priority intelligence requirements (PIR) and other intelligence requirements have been obtained by OPFOR patrols. Tactical nuclear weapons are employed against key locations in the rear area.

**STANDARD:** The OPFOR element disrupts enemy movement and operations. 1. Disrupts or delays the movement of the enemy's equipment and supplies to the forward areas. 2. Destroys enemy equipment and supplies. 3. Inflicts a high rate of nuclear casualties among the enemy forces. 4. Denies the enemy the use of specified areas. 5. Contaminates the enemy's equipment and supplies.

**TASK:** Disrupt Quartering Party Operations (5-OPFOR-0017)

**CONDITION:** The enemy is conducting quartering party operations. It has established an assembly area (AA) but has not moved in the main body.

**STANDARD:** The opposing forces (OPFOR) element attempts to disrupt quartering party operations and infiltrate the enemy's AA. 1. Locates the quartering party and the AA. 2. Surprises the main body. 3. Penetrates the AA with squad-size probes. 4. Inflicts personnel casualties and vehicle damage. 5. Disrupts the unit's preparations (prevents or delays beyond the unit's allotted time).

**TASK:** Disrupt Enemy Movement and Operations Using Persistent and Nonpersistent Chemical Weapons (5-OPFOR-0015)

**CONDITION:** The opposing forces (OPFOR) element has located the enemy. Priority intelligence requirements (PIR) and other intelligence requirements have been obtained by OPFOR patrols. The OPFOR units deliver chemical agents, by means of conventional artillery weapons or aircraft, along selected supply routes and key bases in the rear area.

**STANDARD:** The OPFOR element disrupts enemy movement and operations using persistent and nonpersistent chemical weapons. 1. Delivers chemical agents in low and densely wooded areas. 2. Delays the movement of enemy supplies and equipment to the forward areas. 3. Restricts the movement of the enemy units in the rear area. 4. Channels the movement of enemy units into predesignated ambush areas. 5. Contaminates enemy supplies and equipment. 6. Inflicts a high rate of casualties on enemy forces.

**TASK:** Disrupt Movement (5-OPFOR-0014)

**CONDITION:** The enemy is expected to move through the opposing forces (OPFOR) element's area of operations. The OPFOR element has received an operation order (OPORD) or fragmentary order (FRAGO) to disrupt enemy movement. The enemy has the capability to defend with direct fire and antiarmor weapons.

**STANDARD:** The OPFOR element delays enemy movement. 1. Delays the element. 2. Forces the element to deviate from its route. 3. Prevents the element from reaching its destination. 4. Surprises the element's main body.

**TASK:** Counter Passage of Lines (5-OPFOR-0012)

**CONDITION:** Enemy forces are in defensive positions, but they are expected to attempt passage-of-lines operations. The opposing forces (OPFOR) received orders to disrupt enemy passage-of-lines operations.

**STANDARD:** The OPFOR element delays or prevents enemy passage of lines. 1. Delays the passage. 2. Prevents the company from moving all personnel through the stationary unit. 3. Engages the main body of either the moving or the stationary unit.

**TASK:** Disrupt Assembly Area (AA) Activities (5-OPFOR-0013)

**CONDITION:** Intelligence reports indicate that platoon- and company-size enemy units are operating in the opposing forces (OPFOR) area of operations. Enemy units can defend from AAs with direct fire, antiarmor weapons, and indirect fire. The enemy has close air support (CAS) and nuclear, biological, and chemical (NBC) capabilities.

**STANDARD:** The OPFOR element locates and disrupts the enemy's AA activities. 1. Locates the element's AA. 2. Probes the AA with squad- or team-size elements. 3. Inflicts more than 5 percent casualties on the element. 4. Disrupts the element's preparations (prevents or delays beyond the element's allotted time).

**TASK:** Attack (5-OPFOR-0001)

**CONDITION:** The opposing forces (OPFOR) element has located the enemy. The priority intelligence requirements (PIR) and other intelligence requirements have been obtained by OPFOR patrols. The OPFOR element has automatic and antiarmor weapons and light mortars.

**STANDARD:** The OPFOR element attempts to seize the terrain, vehicles, or equipment. 1. Develops an attack plan. 2. Surprises the enemy unit's main body. 3. Initiates the attack using a scheme of maneuver that exploits the enemy's flanks, gaps, and weaknesses. 4. Uses covered and concealed routes to approach the enemy forces' flanks, gaps, or weakly held areas. 5. Employs indirect fire to support the attack. 6. Penetrates enemy defenses. 7. Destroys equipment and supplies. 8. Inflicts heavy casualties. 9. Isolates the combat service support (CSS) base by blocking reinforcements. 10. Forces enemy units to displace. 11. Avoids being fixed in one position. 12. Withdraws before the CSS base is reinforced with tactical combat forces.

**TASK:** Conduct Air Attacks (5-OPFOR-0002)

**CONDITION:** The opposing forces (OPFOR) element in the rear area has forwarded the positions of the enemy support sites or the locations of moving elements. The OPFOR aircraft have been dispatched to attack enemy installations or convoys.

**STANDARD:** The OPFOR element attempts to delay, disrupt, or damage the enemy targets by air. 1. Locates the target (support sites or convoys). 2. Makes attack runs on the designated targets. 3. Inflicts heavy damage to the selected target. 4. Sustains no loss of aircraft. 5. Delays moving the force for more than one hour.

**TASK:** Conduct Sniper Operations (5-OPFOR-0006)

**CONDITION:** The opposing forces (OPFOR) element has assigned snipers (regular or irregular elements) in the enemy's rear area along the main supply route (MSR) and near support sites.

**STANDARD:** The OPFOR element kills or wounds targets. 1. Sets up a well-concealed location. 2. Engages vehicle drivers or personnel on foot with short bursts of semiautomatic fire. 3. Kills or wounds selected targets. 4. Prevents the position from being discovered by enemy forces. 5. Evacuates the area without being spotted. 6. Reports all specified priority intelligence requirements (PIR) and other intelligence requirements to the OPFOR headquarters (HQ).



- ELEMENTS:** Company  
 Company Headquarters  
 Maintenance Section  
 Three Engineer Platoon Headquarters  
 Nine Engineer Squads  
 Assault and Obstacle Platoon Headquarters  
 Obstacle Section  
 Three Assault Sections  
 Regimental Engineer Section  
 Combat Medical Section

**TASK:** Conduct Battlefield Stress Reduction and Stress Prevention Procedures (08-2-R303.05-T01A)  
 (FM 8-51) (FM 22-51)

**ITERATION:** 1 2 3 4 5 M (Circle)

**COMMANDER/LEADER ASSESSMENT:** T P U (Circle)

**CONDITIONS:** Combat health support (CHS) operations have commenced. Element personnel are deployed in support of higher headquarters (HQ) operations. The unit's sleep plan and the tactical standing operating procedure (TACSOP) to manage battle fatigue (BF) soldiers have been developed. Personnel have been cross-trained on critical tasks. Operations are continuous over a prolonged period causing stressful situations for personnel. The commander has directed that procedures for managing battlefield stress be implemented. Simplified collective-protection equipment (SCPE) is on hand or field-expedient and natural shelters are available.

**NOTE:** Due to the technical knowledge and skills required to perform some military occupational specialty (MOS-) specific tasks, caution must be exercised when cross-training personnel. For instance, nonmedical personnel cannot be cross-trained to perform MOS-specific medical tasks. Some iterations of this task should be performed in MOPP4.

**TASK STANDARDS:** The element applies techniques that counter battlefield stress. At mission-oriented protection posture (MOPP) 4, performance degradation factors increase the need for stress prevention implementation. The time required to perform this task is increased when conducting it in MOPP 4.

TASK STEPS AND PERFORMANCE MEASURES	GO	NO-GO
<ul style="list-style-type: none"> <li>* 1. The commander and leaders perform stress prevention leader actions.                             <ul style="list-style-type: none"> <li>a. Issued warning orders, operation orders (OPORDs), and fragmentary orders (FRAGOs) to the lowest possible level.</li> <li>b. Provided soldiers with an accurate assessment of the friendly and enemy situation.</li> <li>c. Briefed the leaders' intention to all unit personnel.</li> <li>d. Spoke positively concerning the unit's missions, purpose, and abilities.</li> <li>e. Encouraged a positive attitude throughout the unit.</li> <li>f. Instituted an information dissemination plan designed to quell and prevent rumors.</li> <li>g. Informed personnel of the availability of religious support.</li> </ul> </li> <li>* 2. The commander and leaders implement the sleep plan.                             <ul style="list-style-type: none"> <li>a. Provided a safe and secure area away from vehicles and other high-noise activities.</li> <li>b. Adjusted the sleep plan as dictated by the tactical situation.</li> <li>c. Enforced the sleep plan according to the TACSOP.</li> </ul> </li> <li>* 3. Leaders implement task rotation or restructuring procedures.</li> </ul>		

TASK STEPS AND PERFORMANCE MEASURES	GO	NO-GO
<p>a. Alternated cross-trained unit personnel on critical tasks, as required.</p> <p>b. Rotated unit personnel between demanding and nondemanding tasks.</p> <p>c. Assigned two soldiers to function independently on tasks requiring a high degree of accuracy.</p> <p>d. Adjusted task rotation policies and procedures to the tactical situation.</p> <p>* 4. Leaders implement stress-coping and stress management techniques.</p> <p>a. Integrated new unit members into the unit immediately.</p> <p>b. Assisted soldiers in resolving home front problems.</p> <p>c. Implemented a buddy system to observe signs of stress or BF among soldiers and leaders.</p> <p>d. Provided instruction on relaxation techniques to all personnel before deployment.</p> <p>e. Conducted after-action debriefings.</p> <p>f. Scheduled a critical-event debriefing after any especially traumatic event according to Field Manual (FM) 22-51.</p> <p>g. Conducted unit award, decoration, recognition, and memorial ceremonies.</p> <p>* 5. The commander and leaders implement stress control techniques.</p> <p>a. Implemented a plan to deal with mild, seriously stressed, or BF cases.</p> <p>b. Assigned soldiers showing signs of severe stress or BF to simple tasks.</p> <p>c. Directed personnel to be supportive of stressed or BF soldiers.</p> <p>d. Referred soldiers showing signs of serious stress or BF to the supporting medical treatment facility (MTF) for evaluation.</p> <p>e. Reintegrated return-to-duty (RTD) soldiers into their specific element.</p> <p>6. Element personnel employ stress prevention measures.</p> <p>a. Maintained a positive attitude concerning the unit's mission, purpose, and abilities.</p> <p>b. Complied with the commander's sleep plan.</p> <p>c. Identified other soldiers with signs of stress or BF.</p> <p>d. Provided immediate buddy-aid support.</p> <p>e. Reported signs of stress or BF in other soldiers to their immediate supervisor.</p> <p>f. Accepted new unit members immediately.</p> <p>g. Practiced relaxation techniques at appropriate times and places.</p> <p>h. Participated in buddy systems and after-action debriefings.</p>		

TASK PERFORMANCE / EVALUATION SUMMARY BLOCK							
ITERATION	1	2	3	4	5	M	TOTAL
TOTAL TASK STEPS EVALUATED							
TOTAL TASK STEPS "GO"							
TRAINING STATUS "GO"/"NO-GO"							

"\*" indicates a leader task step.

**SUPPORTING INDIVIDUAL TASKS: NONE**

**SUPPORTING COLLECTIVE TASKS: NONE**

## OPFOR TASKS AND STANDARDS

**TASK:** Disrupt a Route Reconnaissance (5-OPFOR-0021)

**CONDITION:** The enemy is conducting a route reconnaissance. The opposing forces (OPFOR) element is positioned along the enemy's route.

**STANDARD:** The OPFOR element attempts to disrupt a squad/section conducting a route reconnaissance. 1. Prevents the unit from meeting its specified time schedule. 2. Forces the unit to deviate from its specified route. 3. Prevents the unit from reaching its assigned destination. 4. Surprises the squad/section. 5. Inflicts casualties on the unit.

**TASK:** Conduct an Aerial Reconnaissance (5-OPFOR-0010)

**CONDITION:** The opposing forces (OPFOR) headquarters (HQ) element requires intelligence on the locations and identification of enemy elements. An aircraft is dispatched to take photographs and make a visual inspection of the enemy rear area.

**STANDARD:** The OPFOR element gathers photograph intelligence of the enemy. 1. Photographs the assigned sectors. 2. Makes quick visual checks where the ceiling is low. 3. Locates enemy positions in the area, particularly support and storage bases, and command and control (C2) facilities. 4. Sustains no loss of aircraft. 5. Reports priority intelligence requirements (PIR) and other information requirements to the OPFOR HQ.

**TASK:** Conduct a Raid (5-OPFOR-0004)

**CONDITION:** The opposing forces (OPFOR) element has occupied an objective rally point and has orders to conduct a raid on a combat service support (CSS) base.

**STANDARD:** The OPFOR element infiltrates the enemy's base and destroys all of the targets. 1. Surprises the enemy forces. 2. Assaults the support base and accomplishes the assigned tasks. 3. Destroys the specified equipment and supplies. 4. Avoids being decisively engaged. 5. Withdraws all personnel from the objective areas within the time prescribed. 6. Obtains all priority intelligence requirements (PIR) from the raid site. 7. Sustains only light casualties from enemy fire.

**TASK:** Defeat Obstacles (5-OPFOR-0009)

**CONDITION:** The opposing forces (OPFOR) element encounters an obstacle that blocks the avenue of approach as it advances upon the enemy forces.

**STANDARD:** The OPFOR element bypasses or breaches the enemy obstacle. 1. Detects the obstacle before halting its main body. 2. Defeats the obstacle. a. Bypasses the obstacle without entering the engagement areas. b. Breaches the obstacle within 45 minutes and passes its entire force through the obstacle. 3. Does not incur degradation to the point that the mission must be discontinued.

**TASK:** Conduct an Attack (5-OPFOR-0008)

**CONDITION:** The enemy is conducting tactical operations. The opposing forces (OPFOR) element receives orders to attack the enemy, the area of occupation, or the main supply route (MSR) with smoke.

**STANDARD:** The OPFOR element disrupts the enemy's movement and smoke operations. 1. Determines the delivery method of the smoke attack. 2. Locates the target. 3. Delivers the smoke attack downwind. 4. Attacks the enemy with smoke, and surge attacks when the enemy responds to the smoke.

**TASK:** Disrupt Construction of Vehicle Fighting Positions (5-OPFOR-0020)

**CONDITION:** The opposing forces (OPFOR) element has located the enemy. The priority intelligence requirements (PIR) and other intelligence obtained by OPFOR patrols indicate the enemy is constructing vehicle fighting positions within its defensive area. The OPFOR element has automatic and antiarmor weapons and light mortars.

**STANDARD:** The OPFOR element attempts to disrupt the enemy's efforts to establish vehicle fighting positions. 1. Locates the defensive area. 2. Surprises the main body. 3. Penetrates the defensive area with squad-size probes. 4. Inflicts casualties on the unit. 5. Destroys vehicles. 6. Disrupts the unit's preparations (prevents or delays beyond the unit's allotted time).

**TASK:** Disrupt an Engineer Reconnaissance (5-OPFOR-0022)

**CONDITION:** The enemy is conducting an engineer reconnaissance. The opposing forces (OPFOR) element is positioned along the enemy's route.

**STANDARD:** The OPFOR element disrupts an engineer reconnaissance. 1. Prevents the unit from meeting its specified time schedule. 2. Forces the unit to deviate from its specified route. 3. Prevents the unit from accomplishing its assigned engineer reconnaissance. 4. Surprises the unit conducting the reconnaissance.

**TASK:** Conduct Terrorist and Saboteur Attacks (5-OPFOR-0005)

**CONDITION:** The opposing forces (OPFOR) element dispatches small teams into the enemy's rear area to disrupt combat service support (CSS) operations.

**STANDARD:** The enemy sustains disrupted command and control (C2), destroyed equipment and supplies, and light casualties. 1. Locates rear support bases and C2 facilities. 2. Delays and disrupts CSS operations through probes. 3. Infiltrates CSS bases to conduct sabotage and terrorist activities. 4. Inflicts light casualties. 5. Destroys supplies and equipment.

**TASK:** Defend a Minefield (5-OPFOR-0023)

**CONDITION:** The enemy is conducting a minefield sweeping operation. The opposing forces (OPFOR) element has a minefield placed in the enemy's path. The minefield is under constant observation and fire.

**STANDARD:** The OPFOR element defends a minefield against an enemy element conducting a minefield sweeping operation. 1. Prevents the unit from detecting the obstacle. 2. Disrupts the minefield sweeping operation. 3. Prevents the unit from conducting the minefield sweeping operation, prevents the unit from moving all personnel through the breach, or delays the completion of the minefield sweeping operation for more than 45 minutes.

**TASK:** Conduct an Ambush (5-OPFOR-0007)

**CONDITION:** The enemy is moving in a convoy. The opposing forces (OPFOR) element is positioned along the enemy's route.

**STANDARD:** The OPFOR element inflicts casualties on the enemy and causes vehicle and equipment damage. 1. Prepares an ambush site before the element arrives. 2. Surprises march element forces. 3. Inflicts heavy casualties within the designated kill zone. 4. Inflicts heavy damage to vehicles and equipment within the designated kill zone. 5. Delays the march element from reaching a specified destination for a specified period of time. 6. Withdraws on order. 7. Sustains no casualties. 8. Reports actions to superiors.

**TASK:** Maintain Contact (5-OPFOR-0003)

**CONDITION:** The opposing forces (OPFOR) element is engaged with enemy base defense forces. The enemy forces are withdrawing under pressure.

**STANDARD:** The OPFOR element maintains enemy contact while the enemy withdraws. 1. Engages the enemy forces decisively. 2. Advances the OPFOR as the enemy forces withdraw. 3. Inflicts heavy casualties. 4. Captures the members of the enemy force. 5. Captures documents and equipment. 6. Safeguards captured documents, equipment, and personnel.

**TASK:** Disrupt a Net Control Station (NCS) (5-OPFOR-0019)

**CONDITION:** The enemy has established a NCS. The opposing forces (OPFOR) element has radio and jamming equipment.

**STANDARD:** The OPFOR element attempts to disrupt an NCS. 1. Attempts to locate the radio frequency that the unit is operating on. 2. Attempts to enter the radio net. 3. Attempts to issue "bogus" orders to a unit on the net. 4. Jams the radio frequency and forces the unit to go to an alternate frequency.

**TASK:** Disrupt Defensive Preparations (5-OPFOR-0018)

**CONDITION:** The opposing forces (OPFOR) element has located the enemy. Priority intelligence requirements (PIR) and other intelligence requirements obtained by OPFOR patrols indicate that the enemy elements are establishing defensive positions. The OPFOR element has automatic and antiarmor weapons and light mortars.

**STANDARD:** The OPFOR element disrupts and delays the enemy's defensive preparations. 1. Locates and penetrates the enemy's security system. 2. Forces the enemy to delay defensive preparations. 3. Disrupts the enemy's obstacle preparations.

**TASK:** Disrupt Enemy Movement and Operations Using Tactical Nuclear Weapons (5-OPFOR-0016)

**CONDITION:** The opposing forces (OPFOR) element has located the enemy. Priority intelligence requirements (PIR) and other intelligence requirements have been obtained by OPFOR patrols. Tactical nuclear weapons are employed against key locations in the rear area.

**STANDARD:** The OPFOR element disrupts enemy movement and operations. 1. Disrupts or delays the movement of the enemy's equipment and supplies to the forward areas. 2. Destroys enemy equipment and supplies. 3. Inflicts a high rate of nuclear casualties among the enemy forces. 4. Denies the enemy the use of specified areas. 5. Contaminates the enemy's equipment and supplies.

**TASK:** Disrupt Quartering Party Operations (5-OPFOR-0017)

**CONDITION:** The enemy is conducting quartering party operations. It has established an assembly area (AA) but has not moved in the main body.

**STANDARD:** The opposing forces (OPFOR) element attempts to disrupt quartering party operations and infiltrate the enemy's AA. 1. Locates the quartering party and the AA. 2. Surprises the main body. 3. Penetrates the AA with squad-size probes. 4. Inflicts personnel casualties and vehicle damage. 5. Disrupts the unit's preparations (prevents or delays beyond the unit's allotted time).

**TASK:** Disrupt Enemy Movement and Operations Using Persistent and Nonpersistent Chemical Weapons (5-OPFOR-0015)

**CONDITION:** The opposing forces (OPFOR) element has located the enemy. Priority intelligence requirements (PIR) and other intelligence requirements have been obtained by OPFOR patrols. The OPFOR units deliver chemical agents, by means of conventional artillery weapons or aircraft, along selected supply routes and key bases in the rear area.

**STANDARD:** The OPFOR element disrupts enemy movement and operations using persistent and nonpersistent chemical weapons. 1. Delivers chemical agents in low and densely wooded areas. 2. Delays the movement of enemy supplies and equipment to the forward areas. 3. Restricts the movement of the enemy units in the rear area. 4. Channels the movement of enemy units into predesignated ambush areas. 5. Contaminates enemy supplies and equipment. 6. Inflicts a high rate of casualties on enemy forces.

**TASK:** Disrupt Movement (5-OPFOR-0014)

**CONDITION:** The enemy is expected to move through the opposing forces (OPFOR) element's area of operations. The OPFOR element has received an operation order (OPORD) or fragmentary order (FRAGO) to disrupt enemy movement. The enemy has the capability to defend with direct fire and antiarmor weapons.

**STANDARD:** The OPFOR element delays enemy movement. 1. Delays the element. 2. Forces the element to deviate from its route. 3. Prevents the element from reaching its destination. 4. Surprises the element's main body.

**TASK:** Counter Passage of Lines (5-OPFOR-0012)

**CONDITION:** Enemy forces are in defensive positions, but they are expected to attempt passage-of-lines operations. The opposing forces (OPFOR) received orders to disrupt enemy passage-of-lines operations.

**STANDARD:** The OPFOR element delays or prevents enemy passage of lines. 1. Delays the passage. 2. Prevents the company from moving all personnel through the stationary unit. 3. Engages the main body of either the moving or the stationary unit.

**TASK:** Disrupt Assembly Area (AA) Activities (5-OPFOR-0013)

**CONDITION:** Intelligence reports indicate that platoon- and company-size enemy units are operating in the opposing forces (OPFOR) area of operations. Enemy units can defend from AAs with direct fire, antiarmor weapons, and indirect fire. The enemy has close air support (CAS) and nuclear, biological, and chemical (NBC) capabilities.

**STANDARD:** The OPFOR element locates and disrupts the enemy's AA activities. 1. Locates the element's AA. 2. Probes the AA with squad- or team-size elements. 3. Inflicts more than 5 percent casualties on the element. 4. Disrupts the element's preparations (prevents or delays beyond the element's allotted time).

**TASK:** Attack (5-OPFOR-0001)

**CONDITION:** The opposing forces (OPFOR) element has located the enemy. The priority intelligence requirements (PIR) and other intelligence requirements have been obtained by OPFOR patrols. The OPFOR element has automatic and antiarmor weapons and light mortars.

**STANDARD:** The OPFOR element attempts to seize the terrain, vehicles, or equipment. 1. Develops an attack plan. 2. Surprises the enemy unit's main body. 3. Initiates the attack using a scheme of maneuver that exploits the enemy's flanks, gaps, and weaknesses. 4. Uses covered and concealed routes to approach the enemy forces' flanks, gaps, or weakly held areas. 5. Employs indirect fire to support the attack. 6. Penetrates enemy defenses. 7. Destroys equipment and supplies. 8. Inflicts heavy casualties. 9. Isolates the combat service support (CSS) base by blocking reinforcements. 10. Forces enemy units to displace. 11. Avoids being fixed in one position. 12. Withdraws before the CSS base is reinforced with tactical combat forces.

**TASK:** Surrender to the Capturing Unit on the Battlefield (5-OPFOR-0024)

**CONDITION:** The enemy has captured the opposing forces (OPFOR) element's soldiers, documents, and equipment sensitive to the OPFOR tactical operations.

**STANDARD:** The OPFOR soldiers retain or destroy documents and equipment. The OPFOR element surrenders documents and equipment of no tactical use to the enemy and attempts to conceal or destroy items of tactical value. The OPFOR element attempts escape and evasion. 1. Prevents the successful capture of documents and equipment. 2. Destroys documents and equipment. 3. Removes identifying markings from equipment. 4. Removes unit-identifying insignia. 5. Provides misleading information. 6. Plans an escape. 7. Delays movement to the nearest collection point. 8. Prevents safeguarding of enemy prisoners of war (EPWs) in order to cause embarrassment to the United States (US).

**TASK:** Conduct Air Attacks (5-OPFOR-0002)

**CONDITION:** The opposing forces (OPFOR) element in the rear area has forwarded the positions of the enemy support sites or the locations of moving elements. The OPFOR aircraft have been dispatched to attack enemy installations or convoys.

**STANDARD:** The OPFOR element attempts to delay, disrupt, or damage the enemy targets by air. 1. Locates the target (support sites or convoys). 2. Makes attack runs on the designated targets. 3. Inflicts heavy damage to the selected target. 4. Sustains no loss of aircraft. 5. Delays moving the force for more than one hour.

**TASK:** Conduct Sniper Operations (5-OPFOR-0006)

**CONDITION:** The opposing forces (OPFOR) element has assigned snipers (regular or irregular elements) in the enemy's rear area along the main supply route (MSR) and near support sites.

**STANDARD:** The OPFOR element kills or wounds targets. 1. Sets up a well-concealed location. 2. Engages vehicle drivers or personnel on foot with short bursts of semiautomatic fire. 3. Kills or wounds selected targets. 4. Prevents the position from being discovered by enemy forces. 5. Evacuates the area without being spotted. 6. Reports all specified priority intelligence requirements (PIR) and other intelligence requirements to the OPFOR headquarters (HQ).

**ELEMENTS:** Company Headquarters  
 Three Engineer Platoon Headquarters  
 Assault and Obstacle Platoon Headquarters

**TASK:** Perform Field Sanitation Functions (08-2-R315.05-T01A)  
 (FM 21-10) (AR 200-1) (AR 385-10)  
 (AR 40-5) (FM 21-10-1)

**ITERATION:** 1 2 3 4 5 M (Circle)  
**COMMANDER/LEADER ASSESSMENT:** T P U (Circle)

**CONDITIONS:** Health hazards exist that require field sanitation measures. The element is in the field without permanent sanitation or water facilities. The commander has selected and trained the unit's field sanitation team (FST). The combat health support (CHS) plan, the tactical standing operating procedure (TACSOP), and higher headquarters's (HQ) operation order (OPORD) are available. All required sanitation equipment is available. Field sanitation measures are continuous and are performed simultaneously with other operational tasks. Simplified collective-protection equipment (SCPE) is on hand and field-expedient and natural shelters are available. Some iterations of this task should be performed in MOPP4.

**TASK STANDARDS:** The FST performs field sanitation measures according to the TACSOP, Field Manuals (FMs) 21-10 and 21-10-1, and the commander's guidance. At mission-oriented protection posture (MOPP) 4, only minimum-essential field sanitation activities are performed.

TASK STEPS AND PERFORMANCE MEASURES	GO	NO-GO
<p>* 1. The commander directs field sanitation measures.</p> <ul style="list-style-type: none"> <li>a. Directed field sanitation activities to counter a medical threat.</li> <li>b. Monitored field sanitation activities for compliance with FMs 21-10 and 21-10-1 and the TACSOP.</li> <li>c. Enforced individual field sanitation measures.</li> <li>d. Requested assistance from the supporting preventive medicine (PVNTMED) element for sanitation problems that were beyond the expertise of the unit's FST according to the TACSOP and the OPORD.</li> <li>e. Corrected field sanitation deficiencies.</li> <li>f. Reported field sanitation deficiencies that could not be corrected by unit personnel to the FST.</li> <li>g. Enforced safety procedures according to Army Regulation (AR) 385-10 and the TACSOP.</li> <li>h. Enforced environmental-protection procedures according to AR 200-1 and the TACSOP.</li> </ul> <p>2. The FST supervises the unit's field sanitation measures.</p> <ul style="list-style-type: none"> <li>a. Maintained the field sanitation basic load according to AR 40-5 and FM 21-10-1.</li> <li>b. Supervised the distribution of field sanitation basic load items according to AR 40-5 and FM 21-10-1.</li> <li>c. Tested the unit's water supply for the required chlorine residual level according to FM 21-10-1 and the TACSOP.</li> <li>d. Inspected water containers and trailers according to FM 21-10-1 and the TACSOP.</li> <li>e. Monitored personnel to ensure that they used personal protective measures (skin, clothing, and bed net repellent) against arthropods and rodents according to applicable directives and the commander's guidance.</li> </ul>		



TASK STEPS AND PERFORMANCE MEASURES	GO	NO-GO
<ul style="list-style-type: none"> <li>f. Conducted rodent surveys, as required.</li> <li>g. Monitored personnel for the employment of correct hygiene measures.</li> <li>h. Monitored waste facilities and procedures for compliance with AR 40-5, FM 21-10-1, and the TACSOP, as required.</li> <li>i. Inspected latrines and urinals according to FM 21-10-1 and the TACSOP.</li> <li>j. Inspected liquid and solid waste-disposal facilities to ensure their compliance with AR 40-5, FM 21-10-1, and the TACSOP.</li> <li>k. Inspected hand-washing devices according to FM 21-10-1 and the TACSOP.</li> <li>l. Inspected the transport, storage, preparation, and service of food for compliance with FM 21-10-1 and the TACSOP.</li> <li>m. Provided advice, recommendations, and training requirements to the commander.</li> <li>n. Enforced safety procedures according to AR 385-10 and the TACSOP.</li> <li>o. Enforced environmental-protection procedures according to AR 200-1 and the TACSOP.</li> </ul> <p>3. Unit personnel employ field sanitation measures.</p> <ul style="list-style-type: none"> <li>a. Maintained the prescribed load of water purification materials according to AR 40-5, FM 21-10, and the TACSOP.</li> <li>b. Prepared nonpotable water for personal use according to FM 21-10 and the TACSOP.</li> <li>c. Consumed only water designated as potable.</li> <li>d. Maintained latrines and hand-washing facilities according to FM 21-10 and the TACSOP.</li> <li>e. Employed preventive measures against cold and heat injuries.</li> <li>f. Employed personal-hygiene measures.</li> <li>g. Employed preventive measures against arthropod and rodent infestation, to include using skin, clothing, and bed net repellent.</li> <li>h. Reported field sanitation deficiencies to the FST.</li> <li>i. Employed safety procedures according to AR 385-10 and the TACSOP.</li> <li>j. Employed environmental-protection procedures according to AR 200-1 and the TACSOP.</li> </ul>		

TASK PERFORMANCE / EVALUATION SUMMARY BLOCK							
ITERATION	1	2	3	4	5	M	TOTAL
TOTAL TASK STEPS EVALUATED							
TOTAL TASK STEPS "GO"							
TRAINING STATUS "GO"/"NO-GO"							

"\*" indicates a leader task step.

**SUPPORTING INDIVIDUAL TASKS: NONE**

**SUPPORTING COLLECTIVE TASKS: NONE**

**OPFOR TASKS AND STANDARDS**

**TASK:** Surrender to the Capturing Unit on the Battlefield (5-OPFOR-0024)

**CONDITION:** The enemy has captured the opposing forces (OPFOR) element's soldiers, documents, and equipment sensitive to the OPFOR tactical operations.

**STANDARD:** The OPFOR soldiers retain or destroy documents and equipment. The OPFOR element surrenders documents and equipment of no tactical use to the enemy and attempts to conceal or destroy items of tactical value. The OPFOR element attempts escape and evasion. 1. Prevents the successful capture of documents and equipment. 2. Destroys documents and equipment. 3. Removes identifying markings from equipment. 4. Removes unit-identifying insignia. 5. Provides misleading information. 6. Plans an escape. 7. Delays movement to the nearest collection point. 8. Prevents safeguarding of enemy prisoners of war (EPWs) in order to cause embarrassment to the United States (US).

**TASK:** Disrupt a Route Reconnaissance (5-OPFOR-0021)

**CONDITION:** The enemy is conducting a route reconnaissance. The opposing forces (OPFOR) element is positioned along the enemy's route.

**STANDARD:** The OPFOR element attempts to disrupt a squad/section conducting a route reconnaissance. 1. Prevents the unit from meeting its specified time schedule. 2. Forces the unit to deviate from its specified route. 3. Prevents the unit from reaching its assigned destination. 4. Surprises the squad/section. 5. Inflicts casualties on the unit.

**TASK:** Conduct an Aerial Reconnaissance (5-OPFOR-0010)

**CONDITION:** The opposing forces (OPFOR) headquarters (HQ) element requires intelligence on the locations and identification of enemy elements. An aircraft is dispatched to take photographs and make a visual inspection of the enemy rear area.

**STANDARD:** The OPFOR element gathers photograph intelligence of the enemy. 1. Photographs the assigned sectors. 2. Makes quick visual checks where the ceiling is low. 3. Locates enemy positions in the area, particularly support and storage bases, and command and control (C2) facilities. 4. Sustains no loss of aircraft. 5. Reports priority intelligence requirements (PIR) and other information requirements to the OPFOR HQ.

**TASK:** Conduct a Raid (5-OPFOR-0004)

**CONDITION:** The opposing forces (OPFOR) element has occupied an objective rally point and has orders to conduct a raid on a combat service support (CSS) base.

**STANDARD:** The OPFOR element infiltrates the enemy's base and destroys all of the targets. 1. Surprises the enemy forces. 2. Assaults the support base and accomplishes the assigned tasks. 3. Destroys the specified equipment and supplies. 4. Avoids being decisively engaged. 5. Withdraws all personnel from the objective areas within the time prescribed. 6. Obtains all priority intelligence requirements (PIR) from the raid site. 7. Sustains only light casualties from enemy fire.

**TASK:** Defeat Obstacles (5-OPFOR-0009)

**CONDITION:** The opposing forces (OPFOR) element encounters an obstacle that blocks the avenue of approach as it advances upon the enemy forces.

**STANDARD:** The OPFOR element bypasses or breaches the enemy obstacle. 1. Detects the obstacle before halting its main body. 2. Defeats the obstacle. a. Bypasses the obstacle without entering the engagement areas. b. Breaches the obstacle within 45 minutes and passes its entire force through the obstacle. 3. Does not incur degradation to the point that the mission must be discontinued.

**TASK:** Conduct an Attack (5-OPFOR-0008)

**CONDITION:** The enemy is conducting tactical operations. The opposing forces (OPFOR) element receives orders to attack the enemy, the area of occupation, or the main supply route (MSR) with smoke.

**STANDARD:** The OPFOR element disrupts the enemy's movement and smoke operations. 1. Determines the delivery method of the smoke attack. 2. Locates the target. 3. Delivers the smoke attack downwind. 4. Attacks the enemy with smoke, and surge attacks when the enemy responds to the smoke.

**TASK:** Disrupt Construction of Vehicle Fighting Positions (5-OPFOR-0020)

**CONDITION:** The opposing forces (OPFOR) element has located the enemy. The priority intelligence requirements (PIR) and other intelligence obtained by OPFOR patrols indicate the enemy is constructing vehicle fighting positions within its defensive area. The OPFOR element has automatic and antiarmor weapons and light mortars.

**STANDARD:** The OPFOR element attempts to disrupt the enemy's efforts to establish vehicle fighting positions. 1. Locates the defensive area. 2. Surprises the main body. 3. Penetrates the defensive area with squad-size probes. 4. Inflicts casualties on the unit. 5. Destroys vehicles. 6. Disrupts the unit's preparations (prevents or delays beyond the unit's allotted time).

**TASK:** Disrupt an Engineer Reconnaissance (5-OPFOR-0022)

**CONDITION:** The enemy is conducting an engineer reconnaissance. The opposing forces (OPFOR) element is positioned along the enemy's route.

**STANDARD:** The OPFOR element disrupts an engineer reconnaissance. 1. Prevents the unit from meeting its specified time schedule. 2. Forces the unit to deviate from its specified route. 3. Prevents the unit from accomplishing its assigned engineer reconnaissance. 4. Surprises the unit conducting the reconnaissance.

**TASK:** Conduct Terrorist and Saboteur Attacks (5-OPFOR-0005)

**CONDITION:** The opposing forces (OPFOR) element dispatches small teams into the enemy's rear area to disrupt combat service support (CSS) operations.

**STANDARD:** The enemy sustains disrupted command and control (C2), destroyed equipment and supplies, and light casualties. 1. Locates rear support bases and C2 facilities. 2. Delays and disrupts CSS operations through probes. 3. Infiltrates CSS bases to conduct sabotage and terrorist activities. 4. Inflicts light casualties. 5. Destroys supplies and equipment.

**TASK:** Defend a Minefield (5-OPFOR-0023)

**CONDITION:** The enemy is conducting a minefield sweeping operation. The opposing forces (OPFOR) element has a minefield placed in the enemy's path. The minefield is under constant observation and fire.

**STANDARD:** The OPFOR element defends a minefield against an enemy element conducting a minefield sweeping operation. 1. Prevents the unit from detecting the obstacle. 2. Disrupts the minefield sweeping operation. 3. Prevents the unit from conducting the minefield sweeping operation, prevents the unit from moving all personnel through the breach, or delays the completion of the minefield sweeping operation for more than 45 minutes.

**TASK:** Conduct an Ambush (5-OPFOR-0007)

**CONDITION:** The enemy is moving in a convoy. The opposing forces (OPFOR) element is positioned along the enemy's route.

**STANDARD:** The OPFOR element inflicts casualties on the enemy and causes vehicle and equipment damage. 1. Prepares an ambush site before the element arrives. 2. Surprises march element forces. 3. Inflicts heavy casualties within the designated kill zone. 4. Inflicts heavy damage to vehicles and equipment within the designated kill zone. 5. Delays the march element from reaching a specified destination for a specified period of time. 6. Withdraws on order. 7. Sustains no casualties. 8. Reports actions to superiors.

**TASK:** Maintain Contact (5-OPFOR-0003)

**CONDITION:** The opposing forces (OPFOR) element is engaged with enemy base defense forces. The enemy forces are withdrawing under pressure.

**STANDARD:** The OPFOR element maintains enemy contact while the enemy withdraws. 1. Engages the enemy forces decisively. 2. Advances the OPFOR as the enemy forces withdraw. 3. Inflicts heavy casualties. 4. Captures the members of the enemy force. 5. Captures documents and equipment. 6. Safeguards captured documents, equipment, and personnel.

**TASK:** Disrupt a Net Control Station (NCS) (5-OPFOR-0019)

**CONDITION:** The enemy has established a NCS. The opposing forces (OPFOR) element has radio and jamming equipment.

**STANDARD:** The OPFOR element attempts to disrupt an NCS. 1. Attempts to locate the radio frequency that the unit is operating on. 2. Attempts to enter the radio net. 3. Attempts to issue "bogus" orders to a unit on the net. 4. Jams the radio frequency and forces the unit to go to an alternate frequency.

**TASK:** Disrupt Defensive Preparations (5-OPFOR-0018)

**CONDITION:** The opposing forces (OPFOR) element has located the enemy. Priority intelligence requirements (PIR) and other intelligence requirements obtained by OPFOR patrols indicate that the enemy elements are establishing defensive positions. The OPFOR element has automatic and antiarmor weapons and light mortars.

**STANDARD:** The OPFOR element disrupts and delays the enemy's defensive preparations. 1. Locates and penetrates the enemy's security system. 2. Forces the enemy to delay defensive preparations. 3. Disrupts the enemy's obstacle preparations.

**TASK:** Disrupt Enemy Movement and Operations Using Tactical Nuclear Weapons (5-OPFOR-0016)

**CONDITION:** The opposing forces (OPFOR) element has located the enemy. Priority intelligence requirements (PIR) and other intelligence requirements have been obtained by OPFOR patrols. Tactical nuclear weapons are employed against key locations in the rear area.

**STANDARD:** The OPFOR element disrupts enemy movement and operations. 1. Disrupts or delays the movement of the enemy's equipment and supplies to the forward areas. 2. Destroys enemy equipment and supplies. 3. Inflicts a high rate of nuclear casualties among the enemy forces. 4. Denies the enemy the use of specified areas. 5. Contaminates the enemy's equipment and supplies.

**TASK:** Disrupt Quartering Party Operations (5-OPFOR-0017)

**CONDITION:** The enemy is conducting quartering party operations. It has established an assembly area (AA) but has not moved in the main body.

**STANDARD:** The opposing forces (OPFOR) element attempts to disrupt quartering party operations and infiltrate the enemy's AA. 1. Locates the quartering party and the AA. 2. Surprises the main body. 3. Penetrates the AA with squad-size probes. 4. Inflicts personnel casualties and vehicle damage. 5. Disrupts the unit's preparations (prevents or delays beyond the unit's allotted time).

**TASK:** Disrupt Enemy Movement and Operations Using Persistent and Nonpersistent Chemical Weapons (5-OPFOR-0015)

**CONDITION:** The opposing forces (OPFOR) element has located the enemy. Priority intelligence requirements (PIR) and other intelligence requirements have been obtained by OPFOR patrols. The OPFOR units deliver chemical agents, by means of conventional artillery weapons or aircraft, along selected supply routes and key bases in the rear area.

**STANDARD:** The OPFOR element disrupts enemy movement and operations using persistent and nonpersistent chemical weapons. 1. Delivers chemical agents in low and densely wooded areas. 2. Delays the movement of enemy supplies and equipment to the forward areas. 3. Restricts the movement of the enemy units in the rear area. 4. Channels the movement of enemy units into predesignated ambush areas. 5. Contaminates enemy supplies and equipment. 6. Inflicts a high rate of casualties on enemy forces.

**TASK:** Disrupt Movement (5-OPFOR-0014)

**CONDITION:** The enemy is expected to move through the opposing forces (OPFOR) element's area of operations. The OPFOR element has received an operation order (OPORD) or fragmentary order (FRAGO) to disrupt enemy movement. The enemy has the capability to defend with direct fire and antiarmor weapons.

**STANDARD:** The OPFOR element delays enemy movement. 1. Delays the element. 2. Forces the element to deviate from its route. 3. Prevents the element from reaching its destination. 4. Surprises the element's main body.

**TASK:** Counter Passage of Lines (5-OPFOR-0012)

**CONDITION:** Enemy forces are in defensive positions, but they are expected to attempt passage-of-lines operations. The opposing forces (OPFOR) received orders to disrupt enemy passage-of-lines operations.

**STANDARD:** The OPFOR element delays or prevents enemy passage of lines. 1. Delays the passage. 2. Prevents the company from moving all personnel through the stationary unit. 3. Engages the main body of either the moving or the stationary unit.

**TASK:** Disrupt Assembly Area (AA) Activities (5-OPFOR-0013)

**CONDITION:** Intelligence reports indicate that platoon- and company-size enemy units are operating in the opposing forces (OPFOR) area of operations. Enemy units can defend from AAs with direct fire, antiarmor weapons, and indirect fire. The enemy has close air support (CAS) and nuclear, biological, and chemical (NBC) capabilities.

**STANDARD:** The OPFOR element locates and disrupts the enemy's AA activities. 1. Locates the element's AA. 2. Probes the AA with squad- or team-size elements. 3. Inflicts more than 5 percent casualties on the element. 4. Disrupts the element's preparations (prevents or delays beyond the element's allotted time).

**TASK:** Attack (5-OPFOR-0001)

**CONDITION:** The opposing forces (OPFOR) element has located the enemy. The priority intelligence requirements (PIR) and other intelligence requirements have been obtained by OPFOR patrols. The OPFOR element has automatic and antiarmor weapons and light mortars.

**STANDARD:** The OPFOR element attempts to seize the terrain, vehicles, or equipment. 1. Develops an attack plan. 2. Surprises the enemy unit's main body. 3. Initiates the attack using a scheme of maneuver that exploits the enemy's flanks, gaps, and weaknesses. 4. Uses covered and concealed routes to approach the enemy forces' flanks, gaps, or weakly held areas. 5. Employs indirect fire to support the attack. 6. Penetrates enemy defenses. 7. Destroys equipment and supplies. 8. Inflicts heavy casualties. 9. Isolates the combat service support (CSS) base by blocking reinforcements. 10. Forces enemy units to displace. 11. Avoids being fixed in one position. 12. Withdraws before the CSS base is reinforced with tactical combat forces.

**TASK:** Conduct Air Attacks (5-OPFOR-0002)

**CONDITION:** The opposing forces (OPFOR) element in the rear area has forwarded the positions of the enemy support sites or the locations of moving elements. The OPFOR aircraft have been dispatched to attack enemy installations or convoys.

**STANDARD:** The OPFOR element attempts to delay, disrupt, or damage the enemy targets by air. 1. Locates the target (support sites or convoys). 2. Makes attack runs on the designated targets. 3. Inflicts heavy damage to the selected target. 4. Sustains no loss of aircraft. 5. Delays moving the force for more than one hour.

**TASK:** Conduct Sniper Operations (5-OPFOR-0006)

**CONDITION:** The opposing forces (OPFOR) element has assigned snipers (regular or irregular elements) in the enemy's rear area along the main supply route (MSR) and near support sites.

**STANDARD:** The OPFOR element kills or wounds targets. 1. Sets up a well-concealed location. 2. Engages vehicle drivers or personnel on foot with short bursts of semiautomatic fire. 3. Kills or wounds selected targets. 4. Prevents the position from being discovered by enemy forces. 5. Evacuates the area without being spotted. 6. Reports all specified priority intelligence requirements (PIR) and other intelligence requirements to the OPFOR headquarters (HQ).

**ELEMENT:** Company Headquarters

**TASK:** Provide Food Service Support (10-2-0317.05-T01A)  
 (FM 10-23) (FM 10-23-1) (FM 21-10-1)

**ITERATION:** 1 2 3 4 5 (Circle)

**COMMANDER/LEADER ASSESSMENT:** T P U (Circle)

**CONDITIONS:** The elements are requesting field feeding. The field kitchen area is set up, and rations and water are picked up. Additional rations are requested. Unit strength reports are available. Digital units have performed functionality checks, and systems are operational. Food and water may be transported to satellite areas. Disposal facilities have been prepared. Nuclear, biological, and chemical (NBC) attacks and intrusions by threat forces can occur during field kitchen operations. This task should not be trained in MOPP4.

**TASK STANDARDS:** Digital units send and receive reports using frequency-modulated (FM) or digital means. Provide food service support according to the commander's guidance.

TASK STEPS AND PERFORMANCE MEASURES	GO	NO-GO
<ul style="list-style-type: none"> <li>* 1. The food service sergeant plans food service support.                             <ul style="list-style-type: none"> <li>a. Verified the strengths of all supported units.</li> <li>b. Requested the required amount of subsistence.</li> <li>c. Prepared personnel work schedules.</li> <li>d. Assigned duties to all food service personnel.</li> <li>e. Prepared the production schedule, as required.</li> <li>f. Coordinated with the supported units on the distribution of food to remote areas.</li> <li>g. Developed the NBC decontamination procedures for equipment, supplies, and personnel.</li> <li>h. Coordinated food service personnel's defensive duties with the company's command post (CP).</li> <li>i. Requested kitchen mess attendant support from the supported units.</li> </ul> </li> <li>* 2. The food service sergeant supervises field kitchen operations.                             <ul style="list-style-type: none"> <li>a. Established operational hours as prescribed by the field-feeding plan and the commander's guidance or both.</li> <li>b. Assigned work schedules consistent with personnel availability and meal schedules.</li> <li>c. Monitored equipment operations, maintenance, and safety for compliance with the appropriate technical manuals (TMs) and the tactical standing operating procedure (TACSOP).</li> <li>d. Coordinated additional supply requests with the company's supply facility.</li> <li>e. Forwarded food service personnel and equipment status reports to the company's CP.</li> <li>f. Performed periodic inspections of personnel for personal hygiene and equipment for proper operation.</li> <li>g. Monitored the employment of preventive-medicine measures for compliance with field sanitation policies and procedures in the TACSOP.</li> <li>h. Supervised the decontamination of contaminated equipment, supplies, and personnel.</li> <li>i. Checked operations to ensure that safety measures were employed.</li> </ul> </li> <li>3. Food service personnel pick up and store subsistence items.                             <ul style="list-style-type: none"> <li>a. Inspected vehicles for cleanliness and proper dunnage.</li> </ul> </li> </ul>		

TASK STEPS AND PERFORMANCE MEASURES	GO	NO-GO
<ul style="list-style-type: none"> <li>b. Inspected subsistence items for condition and quantity.</li> <li>c. Prepared shortages, overages, and unsatisfactory subsistence listings.</li> <li>d. Signed the required documentation.</li> <li>e. Transported subsistence items from the Class I point to the unit's field location.</li> <li>f. Stored subsistence items according to security measures and appropriate directives.</li> <li>g. Washed, packaged, or canned foods after an NBC attack.</li> </ul> <p>4. Food service personnel prepare meals.</p> <ul style="list-style-type: none"> <li>a. Inspected the field kitchen equipment using the appropriate equipment manuals for proper operation.</li> <li>b. Employed personal-hygiene measures.</li> <li>c. Performed preliminary food preparation procedures.</li> <li>d. Prepared menu items according to the production schedule, when applicable.</li> <li>e. Employed preventive-medicine measures.</li> <li>f. Prepared food for transport.</li> <li>g. Employed safety measures.</li> <li>h. Checked insulated food containers and beverage dispensers to ensure that they were preheated or prechilled.</li> <li>i. Checked insulated food containers and beverage dispensers to ensure that the food was properly packed for remote feeding.</li> <li>j. Ensured that all items to support remote feeding were assembled and packed.</li> </ul> <p>5. Food service personnel issue Class I supplies to the company representative (first sergeant [1SG] or supply sergeant) in maneuver battalions.</p> <ul style="list-style-type: none"> <li>a. Verified the head count with the 1SG or the supply sergeant.</li> <li>b. Issued the prepared food in insulated food containers.</li> <li>c. Issued beverages in beverage dispensers.</li> <li>d. Issued sanitized serving utensils, plates, cups, flatware, and condiments to support the meal.</li> </ul> <p>6. Food service personnel or unit personnel (depending on the method of feeding) serve the meals.</p> <ul style="list-style-type: none"> <li>a. Employed personal-hygiene measures.</li> <li>b. Set up the serving line as dictated by the tactical situation.</li> <li>c. Inspected the mess kits, if used, to ensure that they were sanitized prior to serving.</li> <li>d. Employed portion control.</li> <li>e. Maintained food at the proper temperatures.</li> <li>f. Replenished food items.</li> <li>g. Opened no more T-ration pans than required during the serving.</li> <li>h. Destroyed the opened food after an NBC attack.</li> <li>i. Employed safety measures.</li> </ul> <p>7. Food service personnel maintain the equipment.</p> <ul style="list-style-type: none"> <li>a. Performed before-, during-, and after-operation preventive-maintenance checks and services (PMCS) on the assigned equipment.</li> <li>b. Maintained temperatures of the wash and rinse water on the wash line.</li> <li>c. Cleaned the cooking equipment.</li> <li>d. Sanitized the cooking equipment.</li> <li>e. Stored the clean equipment to allow for air-drying.</li> </ul> <p>8. Food service personnel perform waste disposal.</p>		



TASK STEPS AND PERFORMANCE MEASURES	GO	NO-GO
a. Initiated effective trash management procedures. b. Performed liquid-waste disposal. c. Performed solid-waste disposal. d. Cleaned vehicles thoroughly with the prescribed cleaning agents. e. Sanitized vehicles thoroughly with the prescribed cleaning agents. f. Employed preventive-medicine measures.		

TASK PERFORMANCE / EVALUATION SUMMARY BLOCK							
ITERATION	1	2	3	4	5		TOTAL
TOTAL TASK STEPS EVALUATED							
TOTAL TASK STEPS "GO"							
TRAINING STATUS "GO"/"NO-GO"							

"\*" indicates a leader task step.

**SUPPORTING INDIVIDUAL TASKS: NONE**

**SUPPORTING COLLECTIVE TASKS: NONE**

#### OPFOR TASKS AND STANDARDS

**TASK:** Conduct Air Attacks (5-OPFOR-0002)

**CONDITION:** The opposing forces (OPFOR) element in the rear area has forwarded the positions of the enemy support sites or the locations of moving elements. The OPFOR aircraft have been dispatched to attack enemy installations or convoys.

**STANDARD:** The OPFOR element attempts to delay, disrupt, or damage the enemy targets by air. 1. Locates the target (support sites or convoys). 2. Makes attack runs on the designated targets. 3. Inflicts heavy damage to the selected target. 4. Sustains no loss of aircraft. 5. Delays moving the force for more than one hour.

**TASK:** Conduct Terrorist and Saboteur Attacks (5-OPFOR-0005)

**CONDITION:** The opposing forces (OPFOR) element dispatches small teams into the enemy's rear area to disrupt combat service support (CSS) operations.

**STANDARD:** The enemy sustains disrupted command and control (C2), destroyed equipment and supplies, and light casualties. 1. Locates rear support bases and C2 facilities. 2. Delays and disrupts CSS operations through probes. 3. Infiltrates CSS bases to conduct sabotage and terrorist activities. 4. Inflicts light casualties. 5. Destroys supplies and equipment.

**TASK:** Conduct Sniper Operations (5-OPFOR-0006)

**CONDITION:** The opposing forces (OPFOR) element has assigned snipers (regular or irregular elements) in the enemy's rear area along the main supply route (MSR) and near support sites.

**STANDARD:** The OPFOR element kills or wounds targets. 1. Sets up a well-concealed location. 2. Engages vehicle drivers or personnel on foot with short bursts of semiautomatic fire. 3. Kills or wounds selected targets. 4. Prevents the position from being discovered by enemy forces. 5. Evacuates the area without being spotted. 6. Reports all specified priority intelligence requirements (PIR) and other intelligence requirements to the OPFOR headquarters (HQ).

**TASK:** Conduct an Aerial Reconnaissance (5-OPFOR-0010)

**CONDITION:** The opposing forces (OPFOR) headquarters (HQ) element requires intelligence on the locations and identification of enemy elements. An aircraft is dispatched to take photographs and make a visual inspection of the enemy rear area.

**STANDARD:** The OPFOR element gathers photograph intelligence of the enemy. 1. Photographs the assigned sectors. 2. Makes quick visual checks where the ceiling is low. 3. Locates enemy positions in the area, particularly support and storage bases, and command and control (C2) facilities. 4. Sustains no loss of aircraft. 5. Reports priority intelligence requirements (PIR) and other information requirements to the OPFOR HQ.

**TASK:** Gather Intelligence (5-OPFOR-0011)

**CONDITION:** The opposing forces (OPFOR) small element, operating in the rear area, is planning attacks on enemy bases. Information is needed to complete the plans.

**STANDARD:** The OPFOR element infiltrates, gathers intelligence information, and submits its findings to the command. 1. Identifies all priority intelligence requirements (PIR) and other intelligence requirements. 2. Passes through any outpost, defensive wire, or warning devices undetected. 3. Moves to an observation point that offers cover and concealment and is clear enough to gather PIR and other intelligence requirements. 4. Gathers all PIR and other intelligence requirements. 5. Withdraws from the area undetected. 6. Reports all information to the OPFOR headquarters (HQ).

**TASK:** Disrupt a Route Reconnaissance (5-OPFOR-0021)

**CONDITION:** The enemy is conducting a route reconnaissance. The opposing forces (OPFOR) element is positioned along the enemy's route.

**STANDARD:** The OPFOR element attempts to disrupt a squad/section conducting a route reconnaissance. 1. Prevents the unit from meeting its specified time schedule. 2. Forces the unit to deviate from its specified route. 3. Prevents the unit from reaching its assigned destination. 4. Surprises the squad/section. 5. Inflicts casualties on the unit.

**TASK:** Conduct a Raid (5-OPFOR-0004)

**CONDITION:** The opposing forces (OPFOR) element has occupied an objective rally point and has orders to conduct a raid on a combat service support (CSS) base.

**STANDARD:** The OPFOR element infiltrates the enemy's base and destroys all of the targets. 1. Surprises the enemy forces. 2. Assaults the support base and accomplishes the assigned tasks. 3. Destroys the specified equipment and supplies. 4. Avoids being decisively engaged. 5. Withdraws all personnel from the objective areas within the time prescribed. 6. Obtains all priority intelligence requirements (PIR) from the raid site. 7. Sustains only light casualties from enemy fire.

**TASK:** Defeat Obstacles (5-OPFOR-0009)

**CONDITION:** The opposing forces (OPFOR) element encounters an obstacle that blocks the avenue of approach as it advances upon the enemy forces.

**STANDARD:** The OPFOR element bypasses or breaches the enemy obstacle. 1. Detects the obstacle before halting its main body. 2. Defeats the obstacle. a. Bypasses the obstacle without entering the engagement areas. b. Breaches the obstacle within 45 minutes and passes its entire force through the obstacle. 3. Does not incur degradation to the point that the mission must be discontinued.

**TASK:** Conduct an Attack (5-OPFOR-0008)

**CONDITION:** The enemy is conducting tactical operations. The opposing forces (OPFOR) element receives orders to attack the enemy, the area of occupation, or the main supply route (MSR) with smoke.

**STANDARD:** The OPFOR element disrupts the enemy's movement and smoke operations. 1. Determines the delivery method of the smoke attack. 2. Locates the target. 3. Delivers the smoke attack downwind. 4. Attacks the enemy with smoke, and surge attacks when the enemy responds to the smoke.

**TASK:** Disrupt Construction of Vehicle Fighting Positions (5-OPFOR-0020)

**CONDITION:** The opposing forces (OPFOR) element has located the enemy. The priority intelligence requirements (PIR) and other intelligence obtained by OPFOR patrols indicate the enemy is constructing vehicle fighting positions within its defensive area. The OPFOR element has automatic and antiarmor weapons and light mortars.

**STANDARD:** The OPFOR element attempts to disrupt the enemy's efforts to establish vehicle fighting positions. 1. Locates the defensive area. 2. Surprises the main body. 3. Penetrates the defensive area with squad-size probes. 4. Inflicts casualties on the unit. 5. Destroys vehicles. 6. Disrupts the unit's preparations (prevents or delays beyond the unit's allotted time).

**TASK:** Disrupt an Engineer Reconnaissance (5-OPFOR-0022)

**CONDITION:** The enemy is conducting an engineer reconnaissance. The opposing forces (OPFOR) element is positioned along the enemy's route.

**STANDARD:** The OPFOR element disrupts an engineer reconnaissance. 1. Prevents the unit from meeting its specified time schedule. 2. Forces the unit to deviate from its specified route. 3. Prevents the unit from accomplishing its assigned engineer reconnaissance. 4. Surprises the unit conducting the reconnaissance.

**TASK:** Defend a Minefield (5-OPFOR-0023)

**CONDITION:** The enemy is conducting a minefield sweeping operation. The opposing forces (OPFOR) element has a minefield placed in the enemy's path. The minefield is under constant observation and fire.

**STANDARD:** The OPFOR element defends a minefield against an enemy element conducting a minefield sweeping operation. 1. Prevents the unit from detecting the obstacle. 2. Disrupts the minefield sweeping operation. 3. Prevents the unit from conducting the minefield sweeping operation, prevents the unit from moving all personnel through the breach, or delays the completion of the minefield sweeping operation for more than 45 minutes.

**TASK:** Conduct an Ambush (5-OPFOR-0007)

**CONDITION:** The enemy is moving in a convoy. The opposing forces (OPFOR) element is positioned along the enemy's route.

**STANDARD:** The OPFOR element inflicts casualties on the enemy and causes vehicle and equipment damage. 1. Prepares an ambush site before the element arrives. 2. Surprises march element forces. 3. Inflicts heavy casualties within the designated kill zone. 4. Inflicts heavy damage to vehicles and equipment within the designated kill zone. 5. Delays the march element from reaching a specified destination for a specified period of time. 6. Withdraws on order. 7. Sustains no casualties. 8. Reports actions to superiors.

**TASK:** Maintain Contact (5-OPFOR-0003)

**CONDITION:** The opposing forces (OPFOR) element is engaged with enemy base defense forces. The enemy forces are withdrawing under pressure.

**STANDARD:** The OPFOR element maintains enemy contact while the enemy withdraws. 1. Engages the enemy forces decisively. 2. Advances the OPFOR as the enemy forces withdraw. 3. Inflicts heavy casualties. 4. Captures the members of the enemy force. 5. Captures documents and equipment. 6. Safeguards captured documents, equipment, and personnel.

**TASK:** Surrender to the Capturing Unit on the Battlefield (5-OPFOR-0024)

**CONDITION:** The enemy has captured the opposing forces (OPFOR) element's soldiers, documents, and equipment sensitive to the OPFOR tactical operations.

**STANDARD:** The OPFOR soldiers retain or destroy documents and equipment. The OPFOR element surrenders documents and equipment of no tactical use to the enemy and attempts to conceal or destroy items of tactical value. The OPFOR element attempts escape and evasion. 1. Prevents the successful capture of documents and equipment. 2. Destroys documents and equipment. 3. Removes identifying markings from equipment. 4. Removes unit-identifying insignia. 5. Provides misleading information. 6. Plans an escape. 7. Delays movement to the nearest collection point. 8. Prevents safeguarding of enemy prisoners of war (EPWs) in order to cause embarrassment to the United States (US).

**TASK:** Disrupt a Net Control Station (NCS) (5-OPFOR-0019)

**CONDITION:** The enemy has established a NCS. The opposing forces (OPFOR) element has radio and jamming equipment.

**STANDARD:** The OPFOR element attempts to disrupt an NCS. 1. Attempts to locate the radio frequency that the unit is operating on. 2. Attempts to enter the radio net. 3. Attempts to issue "bogus" orders to a unit on the net. 4. Jams the radio frequency and forces the unit to go to an alternate frequency.

**TASK:** Disrupt Defensive Preparations (5-OPFOR-0018)

**CONDITION:** The opposing forces (OPFOR) element has located the enemy. Priority intelligence requirements (PIR) and other intelligence requirements obtained by OPFOR patrols indicate that the enemy elements are establishing defensive positions. The OPFOR element has automatic and antiarmor weapons and light mortars.

**STANDARD:** The OPFOR element disrupts and delays the enemy's defensive preparations. 1. Locates and penetrates the enemy's security system. 2. Forces the enemy to delay defensive preparations. 3. Disrupts the enemy's obstacle preparations.

**TASK:** Disrupt Enemy Movement and Operations Using Tactical Nuclear Weapons (5-OPFOR-0016)

**CONDITION:** The opposing forces (OPFOR) element has located the enemy. Priority intelligence requirements (PIR) and other intelligence requirements have been obtained by OPFOR patrols. Tactical nuclear weapons are employed against key locations in the rear area.

**STANDARD:** The OPFOR element disrupts enemy movement and operations. 1. Disrupts or delays the movement of the enemy's equipment and supplies to the forward areas. 2. Destroys enemy equipment and supplies. 3. Inflicts a high rate of nuclear casualties among the enemy forces. 4. Denies the enemy the use of specified areas. 5. Contaminates the enemy's equipment and supplies.

**TASK:** Disrupt Quartering Party Operations (5-OPFOR-0017)

**CONDITION:** The enemy is conducting quartering party operations. It has established an assembly area (AA) but has not moved in the main body.

**STANDARD:** The opposing forces (OPFOR) element attempts to disrupt quartering party operations and infiltrate the enemy's AA. 1. Locates the quartering party and the AA. 2. Surprises the main body. 3. Penetrates the AA with squad-size probes. 4. Inflicts personnel casualties and vehicle damage. 5. Disrupts the unit's preparations (prevents or delays beyond the unit's allotted time).

**TASK:** Disrupt Enemy Movement and Operations Using Persistent and Nonpersistent Chemical Weapons (5-OPFOR-0015)

**CONDITION:** The opposing forces (OPFOR) element has located the enemy. Priority intelligence requirements (PIR) and other intelligence requirements have been obtained by OPFOR patrols. The OPFOR units deliver chemical agents, by means of conventional artillery weapons or aircraft, along selected supply routes and key bases in the rear area.

**STANDARD:** The OPFOR element disrupts enemy movement and operations using persistent and nonpersistent chemical weapons. 1. Delivers chemical agents in low and densely wooded areas. 2. Delays the movement of enemy supplies and equipment to the forward areas. 3. Restricts the movement of the enemy units in the rear area. 4. Channels the movement of enemy units into predesignated ambush areas. 5. Contaminates enemy supplies and equipment. 6. Inflicts a high rate of casualties on enemy forces.

**TASK:** Disrupt Movement (5-OPFOR-0014)

**CONDITION:** The enemy is expected to move through the opposing forces (OPFOR) element's area of operations. The OPFOR element has received an operation order (OPORD) or fragmentary order (FRAGO) to disrupt enemy movement. The enemy has the capability to defend with direct fire and antiarmor weapons.

**STANDARD:** The OPFOR element delays enemy movement. 1. Delays the element. 2. Forces the element to deviate from its route. 3. Prevents the element from reaching its destination. 4. Surprises the element's main body.

**TASK:** Counter Passage of Lines (5-OPFOR-0012)

**CONDITION:** Enemy forces are in defensive positions, but they are expected to attempt passage-of-lines operations. The opposing forces (OPFOR) received orders to disrupt enemy passage-of-lines operations.

**STANDARD:** The OPFOR element delays or prevents enemy passage of lines. 1. Delays the passage. 2. Prevents the company from moving all personnel through the stationary unit. 3. Engages the main body of either the moving or the stationary unit.

**TASK:** Disrupt Assembly Area (AA) Activities (5-OPFOR-0013)

**CONDITION:** Intelligence reports indicate that platoon- and company-size enemy units are operating in the opposing forces (OPFOR) area of operations. Enemy units can defend from AAs with direct fire, antiarmor weapons, and indirect fire. The enemy has close air support (CAS) and nuclear, biological, and chemical (NBC) capabilities.

**STANDARD:** The OPFOR element locates and disrupts the enemy's AA activities. 1. Locates the element's AA. 2. Probes the AA with squad- or team-size elements. 3. Inflicts more than 5 percent casualties on the element. 4. Disrupts the element's preparations (prevents or delays beyond the element's allotted time).

**TASK:** Attack (5-OPFOR-0001)

**CONDITION:** The opposing forces (OPFOR) element has located the enemy. The priority intelligence requirements (PIR) and other intelligence requirements have been obtained by OPFOR patrols. The OPFOR element has automatic and antiarmor weapons and light mortars.

**STANDARD:** The OPFOR element attempts to seize the terrain, vehicles, or equipment. 1. Develops an attack plan. 2. Surprises the enemy unit's main body. 3. Initiates the attack using a scheme of maneuver that exploits the enemy's flanks, gaps, and weaknesses. 4. Uses covered and concealed routes to approach the enemy forces' flanks, gaps, or weakly held areas. 5. Employs indirect fire to support the attack. 6. Penetrates enemy defenses. 7. Destroys equipment and supplies. 8. Inflicts heavy casualties. 9. Isolates the combat service support (CSS) base by blocking reinforcements. 10. Forces enemy units to displace. 11. Avoids being fixed in one position. 12. Withdraws before the CSS base is reinforced with tactical combat forces.

**ELEMENT:** Company Headquarters

**TASK:** Perform Unit Graves Registration (GRREG) Operations (10-2-0318.05-T01A)  
 (FM 10-64) (FM 3-4) (FM 3-5)

**ITERATION:** 1 2 3 4 5 M (Circle)

**COMMANDER/LEADER ASSESSMENT:** T P U (Circle)

**CONDITIONS:** The element has sustained fatalities. The tactical situation permits GRREG operations to be performed. Some remains may be contaminated. The tactical standing operating procedure (TACSOP) is available. There are no GRREG personnel available; nonmortuary affairs personnel perform the task. The theater commander has authorized emergency burials.

**NOTE:** Only those tasks deemed mission-essential by the commander are performed in mission-oriented protection posture (MOPP) 4. Some iterations of this task should be performed in MOPP4.

**TASK STANDARDS:** The element either recovers the killed in action (KIA) and evacuates them to a designated mortuary-affair collection point or performs an emergency burial. Personal possessions are not lost. Locations of the emergency graves are recorded and reported to higher headquarters (HQ). These activities are curtailed in MOPP 4. The time required to perform this task is increased when conducting it in MOPP 4.

TASK STEPS AND PERFORMANCE MEASURES	GO	NO-GO
<ul style="list-style-type: none"> <li>* 1. The element commander designates a search-and-recovery team.                             <ul style="list-style-type: none"> <li>a. Selected a team leader.</li> <li>b. Issued guidance.</li> </ul> </li> <li>* 2. The search-and-recovery team leader prepares for the search.                             <ul style="list-style-type: none"> <li>a. Performed a map or aerial reconnaissance of the search area.</li> <li>b. Identified additional support requirements.</li> <li>c. Requested additional support requirements from higher HQ.</li> <li>d. Identified the search pattern to be used.</li> <li>e. Coordinated nuclear, biological, and chemical (NBC) and explosive ordnance disposal (EOD) assistance with higher HQ.</li> <li>f. Coordinated area security with higher HQ.</li> </ul> </li> <li>* 3. The search-and-recovery team leader supervises the search-and-recovery and the evacuation operations.                             <ul style="list-style-type: none"> <li>a. Briefed the search-and-recovery team on the operational procedures.</li> <li>b. Issued personal effects bags, human remains pouches, if available, and NBC agent tags.</li> <li>c. Assigned the search area.</li> <li>d. Monitored the search-and-recovery team operations for compliance with the TACSOP and the commander's guidance.</li> <li>e. Coordinated evacuation operations with higher HQ.</li> <li>f. Forwarded the situation report (SITREP) to higher HQ according to the TACSOP.</li> </ul> </li> <li>4. The search-and-recovery team conducts the search.                             <ul style="list-style-type: none"> <li>a. Checked the area immediately for mines or booby traps.</li> <li>b. Searched the assigned areas for remains and personal effects.</li> <li>c. Marked the terrain location of the remains with pegs.</li> <li>d. Collected all disassociated personal effects.</li> <li>e. Recorded the eight-digit grid coordinates of the recovery site.</li> </ul> </li> </ul>		

TASK STEPS AND PERFORMANCE MEASURES	GO	NO-GO
<p>5. The search-and-recovery team recovers remains.</p> <ul style="list-style-type: none"> <li>a. Established tentative identification.</li> <li>b. Attached the NBC tag or a tag marked with a large C to the contaminated and contagious remains.</li> <li>c. Attached personal effects to the remains.</li> <li>d. Shrouded the remains with available materials.</li> <li>e. Prepared a sketch of the recovery site.</li> <li>f. Prepared a map overlay of the recovery site.</li> </ul> <p>6. The search-and-recovery team evacuates remains.</p> <ul style="list-style-type: none"> <li>a. Verified that personal effects were attached to the remains.</li> <li>b. Loaded the remains in ground transportation, feet first and in aircraft, headfirst.</li> <li>c. Transported the remains in a covered vehicle or aircraft to a designated mortuary-affair collection point.</li> </ul> <p>* 7. The search-and-recovery team leader supervises emergency burials.</p> <ul style="list-style-type: none"> <li>a. Identified the specific burial site.</li> <li>b. Supervised the marking of the grave site.</li> <li>c. Supervised the burying of all recovered remains and their personal effects.</li> </ul> <p>8. The search-and-recovery team performs emergency burials.</p> <ul style="list-style-type: none"> <li>a. Prepared the grave site.</li> <li>b. Placed the remains in the grave.</li> <li>c. Marked all grave sites.</li> <li>d. Buried the United States, allied, and enemy forces remains with their personal effects in separate grave sites.</li> </ul>		

TASK PERFORMANCE / EVALUATION SUMMARY BLOCK							
ITERATION	1	2	3	4	5	M	TOTAL
TOTAL TASK STEPS EVALUATED							
TOTAL TASK STEPS "GO"							
TRAINING STATUS "GO"/"NO-GO"							

"\*" indicates a leader task step.

**SUPPORTING INDIVIDUAL TASKS: NONE**

**SUPPORTING COLLECTIVE TASKS: NONE**

**OPFOR TASKS AND STANDARDS**

**TASK:** Surrender to the Capturing Unit on the Battlefield (5-OPFOR-0024)

**CONDITION:** The enemy has captured the opposing forces (OPFOR) element's soldiers, documents, and equipment sensitive to the OPFOR tactical operations.



**STANDARD:** The OPFOR soldiers retain or destroy documents and equipment. The OPFOR element surrenders documents and equipment of no tactical use to the enemy and attempts to conceal or destroy items of tactical value. The OPFOR element attempts escape and evasion. 1. Prevents the successful capture of documents and equipment. 2. Destroys documents and equipment. 3. Removes identifying markings from equipment. 4. Removes unit-identifying insignia. 5. Provides misleading information. 6. Plans an escape. 7. Delays movement to the nearest collection point. 8. Prevents safeguarding of enemy prisoners of war (EPWs) in order to cause embarrassment to the United States (US).

**TASK:** Disrupt a Route Reconnaissance (5-OPFOR-0021)

**CONDITION:** The enemy is conducting a route reconnaissance. The opposing forces (OPFOR) element is positioned along the enemy's route.

**STANDARD:** The OPFOR element attempts to disrupt a squad/section conducting a route reconnaissance. 1. Prevents the unit from meeting its specified time schedule. 2. Forces the unit to deviate from its specified route. 3. Prevents the unit from reaching its assigned destination. 4. Surprises the squad/section. 5. Inflicts casualties on the unit.

**TASK:** Conduct an Aerial Reconnaissance (5-OPFOR-0010)

**CONDITION:** The opposing forces (OPFOR) headquarters (HQ) element requires intelligence on the locations and identification of enemy elements. An aircraft is dispatched to take photographs and make a visual inspection of the enemy rear area.

**STANDARD:** The OPFOR element gathers photograph intelligence of the enemy. 1. Photographs the assigned sectors. 2. Makes quick visual checks where the ceiling is low. 3. Locates enemy positions in the area, particularly support and storage bases, and command and control (C2) facilities. 4. Sustains no loss of aircraft. 5. Reports priority intelligence requirements (PIR) and other information requirements to the OPFOR HQ.

**TASK:** Conduct a Raid (5-OPFOR-0004)

**CONDITION:** The opposing forces (OPFOR) element has occupied an objective rally point and has orders to conduct a raid on a combat service support (CSS) base.

**STANDARD:** The OPFOR element infiltrates the enemy's base and destroys all of the targets. 1. Surprises the enemy forces. 2. Assaults the support base and accomplishes the assigned tasks. 3. Destroys the specified equipment and supplies. 4. Avoids being decisively engaged. 5. Withdraws all personnel from the objective areas within the time prescribed. 6. Obtains all priority intelligence requirements (PIR) from the raid site. 7. Sustains only light casualties from enemy fire.

**TASK:** Defeat Obstacles (5-OPFOR-0009)

**CONDITION:** The opposing forces (OPFOR) element encounters an obstacle that blocks the avenue of approach as it advances upon the enemy forces.

**STANDARD:** The OPFOR element bypasses or breaches the enemy obstacle. 1. Detects the obstacle before halting its main body. 2. Defeats the obstacle. a. Bypasses the obstacle without entering the engagement areas. b. Breaches the obstacle within 45 minutes and passes its entire force through the obstacle. 3. Does not incur degradation to the point that the mission must be discontinued.

**TASK:** Conduct an Attack (5-OPFOR-0008)

**CONDITION:** The enemy is conducting tactical operations. The opposing forces (OPFOR) element receives orders to attack the enemy, the area of occupation, or the main supply route (MSR) with smoke.

**STANDARD:** The OPFOR element disrupts the enemy's movement and smoke operations. 1. Determines the delivery method of the smoke attack. 2. Locates the target. 3. Delivers the smoke attack downwind. 4. Attacks the enemy with smoke, and surge attacks when the enemy responds to the smoke.

**TASK:** Disrupt Construction of Vehicle Fighting Positions (5-OPFOR-0020)

**CONDITION:** The opposing forces (OPFOR) element has located the enemy. The priority intelligence requirements (PIR) and other intelligence obtained by OPFOR patrols indicate the enemy is constructing vehicle fighting positions within its defensive area. The OPFOR element has automatic and antiarmor weapons and light mortars.

**STANDARD:** The OPFOR element attempts to disrupt the enemy's efforts to establish vehicle fighting positions. 1. Locates the defensive area. 2. Surprises the main body. 3. Penetrates the defensive area with squad-size probes. 4. Inflicts casualties on the unit. 5. Destroys vehicles. 6. Disrupts the unit's preparations (prevents or delays beyond the unit's allotted time).

**TASK:** Disrupt an Engineer Reconnaissance (5-OPFOR-0022)

**CONDITION:** The enemy is conducting an engineer reconnaissance. The opposing forces (OPFOR) element is positioned along the enemy's route.

**STANDARD:** The OPFOR element disrupts an engineer reconnaissance. 1. Prevents the unit from meeting its specified time schedule. 2. Forces the unit to deviate from its specified route. 3. Prevents the unit from accomplishing its assigned engineer reconnaissance. 4. Surprises the unit conducting the reconnaissance.

**TASK:** Conduct Terrorist and Saboteur Attacks (5-OPFOR-0005)

**CONDITION:** The opposing forces (OPFOR) element dispatches small teams into the enemy's rear area to disrupt combat service support (CSS) operations.

**STANDARD:** The enemy sustains disrupted command and control (C2), destroyed equipment and supplies, and light casualties. 1. Locates rear support bases and C2 facilities. 2. Delays and disrupts CSS operations through probes. 3. Infiltrates CSS bases to conduct sabotage and terrorist activities. 4. Inflicts light casualties. 5. Destroys supplies and equipment.

**TASK:** Defend a Minefield (5-OPFOR-0023)

**CONDITION:** The enemy is conducting a minefield sweeping operation. The opposing forces (OPFOR) element has a minefield placed in the enemy's path. The minefield is under constant observation and fire.

**STANDARD:** The OPFOR element defends a minefield against an enemy element conducting a minefield sweeping operation. 1. Prevents the unit from detecting the obstacle. 2. Disrupts the minefield sweeping operation. 3. Prevents the unit from conducting the minefield sweeping operation, prevents the unit from moving all personnel through the breach, or delays the completion of the minefield sweeping operation for more than 45 minutes.

**TASK:** Conduct an Ambush (5-OPFOR-0007)

**CONDITION:** The enemy is moving in a convoy. The opposing forces (OPFOR) element is positioned along the enemy's route.

**STANDARD:** The OPFOR element inflicts casualties on the enemy and causes vehicle and equipment damage. 1. Prepares an ambush site before the element arrives. 2. Surprises march element forces. 3. Inflicts heavy casualties within the designated kill zone. 4. Inflicts heavy damage to vehicles and equipment within the designated kill zone. 5. Delays the march element from reaching a specified destination for a specified period of time. 6. Withdraws on order. 7. Sustains no casualties. 8. Reports actions to superiors.

**TASK:** Maintain Contact (5-OPFOR-0003)

**CONDITION:** The opposing forces (OPFOR) element is engaged with enemy base defense forces. The enemy forces are withdrawing under pressure.

**STANDARD:** The OPFOR element maintains enemy contact while the enemy withdraws. 1. Engages the enemy forces decisively. 2. Advances the OPFOR as the enemy forces withdraw. 3. Inflicts heavy casualties. 4. Captures the members of the enemy force. 5. Captures documents and equipment. 6. Safeguards captured documents, equipment, and personnel.

**TASK:** Disrupt a Net Control Station (NCS) (5-OPFOR-0019)

**CONDITION:** The enemy has established a NCS. The opposing forces (OPFOR) element has radio and jamming equipment.

**STANDARD:** The OPFOR element attempts to disrupt an NCS. 1. Attempts to locate the radio frequency that the unit is operating on. 2. Attempts to enter the radio net. 3. Attempts to issue "bogus" orders to a unit on the net. 4. Jams the radio frequency and forces the unit to go to an alternate frequency.

**TASK:** Disrupt Defensive Preparations (5-OPFOR-0018)

**CONDITION:** The opposing forces (OPFOR) element has located the enemy. Priority intelligence requirements (PIR) and other intelligence requirements obtained by OPFOR patrols indicate that the enemy elements are establishing defensive positions. The OPFOR element has automatic and antiarmor weapons and light mortars.

**STANDARD:** The OPFOR element disrupts and delays the enemy's defensive preparations. 1. Locates and penetrates the enemy's security system. 2. Forces the enemy to delay defensive preparations. 3. Disrupts the enemy's obstacle preparations.

**TASK:** Disrupt Enemy Movement and Operations Using Tactical Nuclear Weapons (5-OPFOR-0016)

**CONDITION:** The opposing forces (OPFOR) element has located the enemy. Priority intelligence requirements (PIR) and other intelligence requirements have been obtained by OPFOR patrols. Tactical nuclear weapons are employed against key locations in the rear area.

**STANDARD:** The OPFOR element disrupts enemy movement and operations. 1. Disrupts or delays the movement of the enemy's equipment and supplies to the forward areas. 2. Destroys enemy equipment and supplies. 3. Inflicts a high rate of nuclear casualties among the enemy forces. 4. Denies the enemy the use of specified areas. 5. Contaminates the enemy's equipment and supplies.

**TASK:** Disrupt Quartering Party Operations (5-OPFOR-0017)

**CONDITION:** The enemy is conducting quartering party operations. It has established an assembly area (AA) but has not moved in the main body.

**STANDARD:** The opposing forces (OPFOR) element attempts to disrupt quartering party operations and infiltrate the enemy's AA. 1. Locates the quartering party and the AA. 2. Surprises the main body. 3. Penetrates the AA with squad-size probes. 4. Inflicts personnel casualties and vehicle damage. 5. Disrupts the unit's preparations (prevents or delays beyond the unit's allotted time).

**TASK:** Disrupt Enemy Movement and Operations Using Persistent and Nonpersistent Chemical Weapons (5-OPFOR-0015)

**CONDITION:** The opposing forces (OPFOR) element has located the enemy. Priority intelligence requirements (PIR) and other intelligence requirements have been obtained by OPFOR patrols. The OPFOR units deliver chemical agents, by means of conventional artillery weapons or aircraft, along selected supply routes and key bases in the rear area.

**STANDARD:** The OPFOR element disrupts enemy movement and operations using persistent and nonpersistent chemical weapons. 1. Delivers chemical agents in low and densely wooded areas. 2. Delays the movement of enemy supplies and equipment to the forward areas. 3. Restricts the movement of the enemy units in the rear area. 4. Channels the movement of enemy units into predesignated ambush areas. 5. Contaminates enemy supplies and equipment. 6. Inflicts a high rate of casualties on enemy forces.

**TASK:** Disrupt Movement (5-OPFOR-0014)

**CONDITION:** The enemy is expected to move through the opposing forces (OPFOR) element's area of operations. The OPFOR element has received an operation order (OPORD) or fragmentary order (FRAGO) to disrupt enemy movement. The enemy has the capability to defend with direct fire and antiarmor weapons.

**STANDARD:** The OPFOR element delays enemy movement. 1. Delays the element. 2. Forces the element to deviate from its route. 3. Prevents the element from reaching its destination. 4. Surprises the element's main body.

**TASK:** Counter Passage of Lines (5-OPFOR-0012)

**CONDITION:** Enemy forces are in defensive positions, but they are expected to attempt passage-of-lines operations. The opposing forces (OPFOR) received orders to disrupt enemy passage-of-lines operations.

**STANDARD:** The OPFOR element delays or prevents enemy passage of lines. 1. Delays the passage. 2. Prevents the company from moving all personnel through the stationary unit. 3. Engages the main body of either the moving or the stationary unit.

**TASK:** Disrupt Assembly Area (AA) Activities (5-OPFOR-0013)

**CONDITION:** Intelligence reports indicate that platoon- and company-size enemy units are operating in the opposing forces (OPFOR) area of operations. Enemy units can defend from AAs with direct fire, antiarmor weapons, and indirect fire. The enemy has close air support (CAS) and nuclear, biological, and chemical (NBC) capabilities.

**STANDARD:** The OPFOR element locates and disrupts the enemy's AA activities. 1. Locates the element's AA. 2. Probes the AA with squad- or team-size elements. 3. Inflicts more than 5 percent casualties on the element. 4. Disrupts the element's preparations (prevents or delays beyond the element's allotted time).

**TASK:** Attack (5-OPFOR-0001)

**CONDITION:** The opposing forces (OPFOR) element has located the enemy. The priority intelligence requirements (PIR) and other intelligence requirements have been obtained by OPFOR patrols. The OPFOR element has automatic and antiarmor weapons and light mortars.

**STANDARD:** The OPFOR element attempts to seize the terrain, vehicles, or equipment. 1. Develops an attack plan. 2. Surprises the enemy unit's main body. 3. Initiates the attack using a scheme of maneuver that exploits the enemy's flanks, gaps, and weaknesses. 4. Uses covered and concealed routes to approach the enemy forces' flanks, gaps, or weakly held areas. 5. Employs indirect fire to support the attack. 6. Penetrates enemy defenses. 7. Destroys equipment and supplies. 8. Inflicts heavy casualties. 9. Isolates the combat service support (CSS) base by blocking reinforcements. 10. Forces enemy units to displace. 11. Avoids being fixed in one position. 12. Withdraws before the CSS base is reinforced with tactical combat forces.

**TASK:** Conduct Air Attacks (5-OPFOR-0002)

**CONDITION:** The opposing forces (OPFOR) element in the rear area has forwarded the positions of the enemy support sites or the locations of moving elements. The OPFOR aircraft have been dispatched to attack enemy installations or convoys.

**STANDARD:** The OPFOR element attempts to delay, disrupt, or damage the enemy targets by air. 1. Locates the target (support sites or convoys). 2. Makes attack runs on the designated targets. 3. Inflicts heavy damage to the selected target. 4. Sustains no loss of aircraft. 5. Delays moving the force for more than one hour.

**TASK:** Conduct Sniper Operations (5-OPFOR-0006)

**CONDITION:** The opposing forces (OPFOR) element has assigned snipers (regular or irregular elements) in the enemy's rear area along the main supply route (MSR) and near support sites.

**STANDARD:** The OPFOR element kills or wounds targets. 1. Sets up a well-concealed location. 2. Engages vehicle drivers or personnel on foot with short bursts of semiautomatic fire. 3. Kills or wounds selected targets. 4. Prevents the position from being discovered by enemy forces. 5. Evacuates the area without being spotted. 6. Reports all specified priority intelligence requirements (PIR) and other intelligence requirements to the OPFOR headquarters (HQ).

**ELEMENT:** Company Headquarters

**TASK:** Receive Airdrop Resupply (10-2-0319.05-T01A)  
 (FM 10-27-1) (FM 10-27-2) (FM 10-500-1)

**ITERATION:** 1 2 3 4 5 M (Circle)

**COMMANDER/LEADER ASSESSMENT:** T P U (Circle)

**CONDITIONS:** Since the normal supply support transportation is unavailable, supplies and equipment are requested by airdrop.

**NOTE:** An airdrop of supplies and equipment may be preplanned or immediate. Some iterations of this task should be performed in MOPP4.

**TASK STANDARDS:** Supplies, equipment, and rigging gear are derigged and recovered. The time required to perform this task is increased when conducting it in mission-oriented protection posture (MOPP) 4.

TASK STEPS AND PERFORMANCE MEASURES	GO	NO-GO
<ol style="list-style-type: none"> <li>1. The company requests supplies and equipment by airdrop.                             <ol style="list-style-type: none"> <li>a. Identified the required supplies and equipment.</li> <li>b. Identified the drop zone (DZ).</li> <li>c. Determined the date and time of the airdrop request.</li> <li>d. Forwarded the request for a preplanned or immediate airdrop to the Supply Officer (US Army) (S4).</li> </ol> </li> <li>* 2. The company commander and the element leaders develop the airdrop supply and equipment receipt plan.                             <ol style="list-style-type: none"> <li>a. Designated a recovery officer and a safety officer.</li> <li>b. Verified the delivery time and location with the S4.</li> <li>c. Coordinated the survey of the DZ or area of operations (AO) with the pathfinders, the combat-control team (CCT), or the drop-zone support team (DZST), through the Intelligence Officer (US Army) (S2) or the Operations and Training Officer (US Army) (S3).</li> <li>d. Prepared the recovery and alternate plans.</li> <li>e. Identified the number of people, equipment, and vehicles required for the recovery of supplies and equipment.</li> <li>f. Coordinated the transportation and materials-handling-equipment (MHE) support with the S4.</li> <li>g. Briefed personnel on the tactical situation and the recovery and alternative plans.</li> </ol> </li> <li>3. The company receives supplies and equipment.                             <ol style="list-style-type: none"> <li>a. Secured the DZ or AO.</li> <li>b. Derigged the supplies and equipment.</li> <li>c. Recorded shortages.</li> <li>d. Identified the damaged items.</li> <li>e. Evacuated the supplies and equipment.</li> <li>f. Retrieved the airdrop rigging equipment.</li> <li>g. Buried or destroyed the airdrop rigging equipment that could not be removed.</li> <li>h. Inspected the DZ to make certain that no serviceable airdrop equipment was left behind.</li> </ol> </li> </ol>		

TASK STEPS AND PERFORMANCE MEASURES	GO	NO-GO
i. Forwarded the airdrop equipment to the nearest collection point or other location as directed by the S4.		
j. Forwarded the situation report (SITREP) to the S2 or S3 and the S4.		

TASK PERFORMANCE / EVALUATION SUMMARY BLOCK							
ITERATION	1	2	3	4	5	M	TOTAL
TOTAL TASK STEPS EVALUATED							
TOTAL TASK STEPS "GO"							
TRAINING STATUS "GO"/"NO-GO"							

"\*" indicates a leader task step.

**SUPPORTING INDIVIDUAL TASKS: NONE**

**SUPPORTING COLLECTIVE TASKS: NONE**

**OPFOR TASKS AND STANDARDS**

**TASK:** Surrender to the Capturing Unit on the Battlefield (5-OPFOR-0024)

**CONDITION:** The enemy has captured the opposing forces (OPFOR) element's soldiers, documents, and equipment sensitive to the OPFOR tactical operations.

**STANDARD:** The OPFOR soldiers retain or destroy documents and equipment. The OPFOR element surrenders documents and equipment of no tactical use to the enemy and attempts to conceal or destroy items of tactical value. The OPFOR element attempts escape and evasion. 1. Prevents the successful capture of documents and equipment. 2. Destroys documents and equipment. 3. Removes identifying markings from equipment. 4. Removes unit-identifying insignia. 5. Provides misleading information. 6. Plans an escape. 7. Delays movement to the nearest collection point. 8. Prevents safeguarding of enemy prisoners of war (EPWs) in order to cause embarrassment to the United States (US).

**TASK:** Disrupt a Route Reconnaissance (5-OPFOR-0021)

**CONDITION:** The enemy is conducting a route reconnaissance. The opposing forces (OPFOR) element is positioned along the enemy's route.

**STANDARD:** The OPFOR element attempts to disrupt a squad/section conducting a route reconnaissance. 1. Prevents the unit from meeting its specified time schedule. 2. Forces the unit to deviate from its specified route. 3. Prevents the unit from reaching its assigned destination. 4. Surprises the squad/section. 5. Inflicts casualties on the unit.

**TASK:** Conduct an Aerial Reconnaissance (5-OPFOR-0010)

**CONDITION:** The opposing forces (OPFOR) headquarters (HQ) element requires intelligence on the locations and identification of enemy elements. An aircraft is dispatched to take photographs and make a visual inspection of the enemy rear area.

**STANDARD:** The OPFOR element gathers photograph intelligence of the enemy. 1. Photographs the assigned sectors. 2. Makes quick visual checks where the ceiling is low. 3. Locates enemy positions in the area, particularly support and storage bases, and command and control (C2) facilities. 4. Sustains no loss of aircraft. 5. Reports priority intelligence requirements (PIR) and other information requirements to the OPFOR HQ.

**TASK:** Conduct a Raid (5-OPFOR-0004)

**CONDITION:** The opposing forces (OPFOR) element has occupied an objective rally point and has orders to conduct a raid on a combat service support (CSS) base.

**STANDARD:** The OPFOR element infiltrates the enemy's base and destroys all of the targets. 1. Surprises the enemy forces. 2. Assaults the support base and accomplishes the assigned tasks. 3. Destroys the specified equipment and supplies. 4. Avoids being decisively engaged. 5. Withdraws all personnel from the objective areas within the time prescribed. 6. Obtains all priority intelligence requirements (PIR) from the raid site. 7. Sustains only light casualties from enemy fire.

**TASK:** Defeat Obstacles (5-OPFOR-0009)

**CONDITION:** The opposing forces (OPFOR) element encounters an obstacle that blocks the avenue of approach as it advances upon the enemy forces.

**STANDARD:** The OPFOR element bypasses or breaches the enemy obstacle. 1. Detects the obstacle before halting its main body. 2. Defeats the obstacle. a. Bypasses the obstacle without entering the engagement areas. b. Breaches the obstacle within 45 minutes and passes its entire force through the obstacle. 3. Does not incur degradation to the point that the mission must be discontinued.

**TASK:** Conduct an Attack (5-OPFOR-0008)

**CONDITION:** The enemy is conducting tactical operations. The opposing forces (OPFOR) element receives orders to attack the enemy, the area of occupation, or the main supply route (MSR) with smoke.

**STANDARD:** The OPFOR element disrupts the enemy's movement and smoke operations. 1. Determines the delivery method of the smoke attack. 2. Locates the target. 3. Delivers the smoke attack downwind. 4. Attacks the enemy with smoke, and surge attacks when the enemy responds to the smoke.

**TASK:** Disrupt Construction of Vehicle Fighting Positions (5-OPFOR-0020)

**CONDITION:** The opposing forces (OPFOR) element has located the enemy. The priority intelligence requirements (PIR) and other intelligence obtained by OPFOR patrols indicate the enemy is constructing vehicle fighting positions within its defensive area. The OPFOR element has automatic and antiarmor weapons and light mortars.

**STANDARD:** The OPFOR element attempts to disrupt the enemy's efforts to establish vehicle fighting positions. 1. Locates the defensive area. 2. Surprises the main body. 3. Penetrates the defensive area with squad-size probes. 4. Inflicts casualties on the unit. 5. Destroys vehicles. 6. Disrupts the unit's preparations (prevents or delays beyond the unit's allotted time).

**TASK:** Disrupt an Engineer Reconnaissance (5-OPFOR-0022)

**CONDITION:** The enemy is conducting an engineer reconnaissance. The opposing forces (OPFOR) element is positioned along the enemy's route.



**STANDARD:** The OPFOR element disrupts an engineer reconnaissance. 1. Prevents the unit from meeting its specified time schedule. 2. Forces the unit to deviate from its specified route. 3. Prevents the unit from accomplishing its assigned engineer reconnaissance. 4. Surprises the unit conducting the reconnaissance.

**TASK:** Conduct Terrorist and Saboteur Attacks (5-OPFOR-0005)

**CONDITION:** The opposing forces (OPFOR) element dispatches small teams into the enemy's rear area to disrupt combat service support (CSS) operations.

**STANDARD:** The enemy sustains disrupted command and control (C2), destroyed equipment and supplies, and light casualties. 1. Locates rear support bases and C2 facilities. 2. Delays and disrupts CSS operations through probes. 3. Infiltrates CSS bases to conduct sabotage and terrorist activities. 4. Inflicts light casualties. 5. Destroys supplies and equipment.

**TASK:** Defend a Minefield (5-OPFOR-0023)

**CONDITION:** The enemy is conducting a minefield sweeping operation. The opposing forces (OPFOR) element has a minefield placed in the enemy's path. The minefield is under constant observation and fire.

**STANDARD:** The OPFOR element defends a minefield against an enemy element conducting a minefield sweeping operation. 1. Prevents the unit from detecting the obstacle. 2. Disrupts the minefield sweeping operation. 3. Prevents the unit from conducting the minefield sweeping operation, prevents the unit from moving all personnel through the breach, or delays the completion of the minefield sweeping operation for more than 45 minutes.

**TASK:** Conduct an Ambush (5-OPFOR-0007)

**CONDITION:** The enemy is moving in a convoy. The opposing forces (OPFOR) element is positioned along the enemy's route.

**STANDARD:** The OPFOR element inflicts casualties on the enemy and causes vehicle and equipment damage. 1. Prepares an ambush site before the element arrives. 2. Surprises march element forces. 3. Inflicts heavy casualties within the designated kill zone. 4. Inflicts heavy damage to vehicles and equipment within the designated kill zone. 5. Delays the march element from reaching a specified destination for a specified period of time. 6. Withdraws on order. 7. Sustains no casualties. 8. Reports actions to superiors.

**TASK:** Maintain Contact (5-OPFOR-0003)

**CONDITION:** The opposing forces (OPFOR) element is engaged with enemy base defense forces. The enemy forces are withdrawing under pressure.

**STANDARD:** The OPFOR element maintains enemy contact while the enemy withdraws. 1. Engages the enemy forces decisively. 2. Advances the OPFOR as the enemy forces withdraw. 3. Inflicts heavy casualties. 4. Captures the members of the enemy force. 5. Captures documents and equipment. 6. Safeguards captured documents, equipment, and personnel.

**TASK:** Disrupt a Net Control Station (NCS) (5-OPFOR-0019)

**CONDITION:** The enemy has established a NCS. The opposing forces (OPFOR) element has radio and jamming equipment.

**STANDARD:** The OPFOR element attempts to disrupt an NCS. 1. Attempts to locate the radio frequency that the unit is operating on. 2. Attempts to enter the radio net. 3. Attempts to issue "bogus" orders to a unit on the net. 4. Jams the radio frequency and forces the unit to go to an alternate frequency.

**TASK:** Disrupt Defensive Preparations (5-OPFOR-0018)

**CONDITION:** The opposing forces (OPFOR) element has located the enemy. Priority intelligence requirements (PIR) and other intelligence requirements obtained by OPFOR patrols indicate that the enemy elements are establishing defensive positions. The OPFOR element has automatic and antiarmor weapons and light mortars.

**STANDARD:** The OPFOR element disrupts and delays the enemy's defensive preparations. 1. Locates and penetrates the enemy's security system. 2. Forces the enemy to delay defensive preparations. 3. Disrupts the enemy's obstacle preparations.

**TASK:** Disrupt Enemy Movement and Operations Using Tactical Nuclear Weapons (5-OPFOR-0016)

**CONDITION:** The opposing forces (OPFOR) element has located the enemy. Priority intelligence requirements (PIR) and other intelligence requirements have been obtained by OPFOR patrols. Tactical nuclear weapons are employed against key locations in the rear area.

**STANDARD:** The OPFOR element disrupts enemy movement and operations. 1. Disrupts or delays the movement of the enemy's equipment and supplies to the forward areas. 2. Destroys enemy equipment and supplies. 3. Inflicts a high rate of nuclear casualties among the enemy forces. 4. Denies the enemy the use of specified areas. 5. Contaminates the enemy's equipment and supplies.

**TASK:** Disrupt Quartering Party Operations (5-OPFOR-0017)

**CONDITION:** The enemy is conducting quartering party operations. It has established an assembly area (AA) but has not moved in the main body.

**STANDARD:** The opposing forces (OPFOR) element attempts to disrupt quartering party operations and infiltrate the enemy's AA. 1. Locates the quartering party and the AA. 2. Surprises the main body. 3. Penetrates the AA with squad-size probes. 4. Inflicts personnel casualties and vehicle damage. 5. Disrupts the unit's preparations (prevents or delays beyond the unit's allotted time).

**TASK:** Disrupt Enemy Movement and Operations Using Persistent and Nonpersistent Chemical Weapons (5-OPFOR-0015)

**CONDITION:** The opposing forces (OPFOR) element has located the enemy. Priority intelligence requirements (PIR) and other intelligence requirements have been obtained by OPFOR patrols. The OPFOR units deliver chemical agents, by means of conventional artillery weapons or aircraft, along selected supply routes and key bases in the rear area.

**STANDARD:** The OPFOR element disrupts enemy movement and operations using persistent and nonpersistent chemical weapons. 1. Delivers chemical agents in low and densely wooded areas. 2. Delays the movement of enemy supplies and equipment to the forward areas. 3. Restricts the movement of the enemy units in the rear area. 4. Channels the movement of enemy units into predesignated ambush areas. 5. Contaminates enemy supplies and equipment. 6. Inflicts a high rate of casualties on enemy forces.

**TASK:** Disrupt Movement (5-OPFOR-0014)

**CONDITION:** The enemy is expected to move through the opposing forces (OPFOR) element's area of operations. The OPFOR element has received an operation order (OPORD) or fragmentary order (FRAGO) to disrupt enemy movement. The enemy has the capability to defend with direct fire and antiarmor weapons.

**STANDARD:** The OPFOR element delays enemy movement. 1. Delays the element. 2. Forces the element to deviate from its route. 3. Prevents the element from reaching its destination. 4. Surprises the element's main body.

**TASK:** Counter Passage of Lines (5-OPFOR-0012)

**CONDITION:** Enemy forces are in defensive positions, but they are expected to attempt passage-of-lines operations. The opposing forces (OPFOR) received orders to disrupt enemy passage-of-lines operations.

**STANDARD:** The OPFOR element delays or prevents enemy passage of lines. 1. Delays the passage. 2. Prevents the company from moving all personnel through the stationary unit. 3. Engages the main body of either the moving or the stationary unit.

**TASK:** Disrupt Assembly Area (AA) Activities (5-OPFOR-0013)

**CONDITION:** Intelligence reports indicate that platoon- and company-size enemy units are operating in the opposing forces (OPFOR) area of operations. Enemy units can defend from AAs with direct fire, antiarmor weapons, and indirect fire. The enemy has close air support (CAS) and nuclear, biological, and chemical (NBC) capabilities.

**STANDARD:** The OPFOR element locates and disrupts the enemy's AA activities. 1. Locates the element's AA. 2. Probes the AA with squad- or team-size elements. 3. Inflicts more than 5 percent casualties on the element. 4. Disrupts the element's preparations (prevents or delays beyond the element's allotted time).

**TASK:** Attack (5-OPFOR-0001)

**CONDITION:** The opposing forces (OPFOR) element has located the enemy. The priority intelligence requirements (PIR) and other intelligence requirements have been obtained by OPFOR patrols. The OPFOR element has automatic and antiarmor weapons and light mortars.

**STANDARD:** The OPFOR element attempts to seize the terrain, vehicles, or equipment. 1. Develops an attack plan. 2. Surprises the enemy unit's main body. 3. Initiates the attack using a scheme of maneuver that exploits the enemy's flanks, gaps, and weaknesses. 4. Uses covered and concealed routes to approach the enemy forces' flanks, gaps, or weakly held areas. 5. Employs indirect fire to support the attack. 6. Penetrates enemy defenses. 7. Destroys equipment and supplies. 8. Inflicts heavy casualties. 9. Isolates the combat service support (CSS) base by blocking reinforcements. 10. Forces enemy units to displace. 11. Avoids being fixed in one position. 12. Withdraws before the CSS base is reinforced with tactical combat forces.

**TASK:** Conduct Air Attacks (5-OPFOR-0002)

**CONDITION:** The opposing forces (OPFOR) element in the rear area has forwarded the positions of the enemy support sites or the locations of moving elements. The OPFOR aircraft have been dispatched to attack enemy installations or convoys.

**STANDARD:** The OPFOR element attempts to delay, disrupt, or damage the enemy targets by air. 1. Locates the target (support sites or convoys). 2. Makes attack runs on the designated targets. 3. Inflicts heavy damage to the selected target. 4. Sustains no loss of aircraft. 5. Delays moving the force for more than one hour.

**TASK:** Conduct Sniper Operations (5-OPFOR-0006)

**CONDITION:** The opposing forces (OPFOR) element has assigned snipers (regular or irregular elements) in the enemy's rear area along the main supply route (MSR) and near support sites.

**STANDARD:** The OPFOR element kills or wounds targets. 1. Sets up a well-concealed location. 2. Engages vehicle drivers or personnel on foot with short bursts of semiautomatic fire. 3. Kills or wounds selected targets. 4. Prevents the position from being discovered by enemy forces. 5. Evacuates the area without being spotted. 6. Reports all specified priority intelligence requirements (PIR) and other intelligence requirements to the OPFOR headquarters (HQ).

**ELEMENT:** Company Headquarters

**TASK:** Provide Company Supply Support (10-2-0320.05-T01A)  
 (DA PAM 710-2-1) (AR 710-2) (FM 3-4)  
 (FM 3-5)

**ITERATION:** 1 2 3 4 5 M (Circle)  
**COMMANDER/LEADER ASSESSMENT:** T P U (Circle)

**CONDITIONS:** The company headquarters (HQ) is receiving requests for supplies from subordinate elements. The equipment and supplies are arriving through supply channels, but additional supplies may be required. Extra small arms and ammunition are stored in the supply area. The unit tactical standing operating procedure (TACSOP) and the battalion operation order (OPORD) are available. The supply area has been established and supply support is a continuous task that is performed simultaneously with other support and operational tasks. Digital units have performed functionality checks, and systems are operational. Some iterations of this task should be performed in MOPP4.

**TASK STANDARDS:** The equipment and supplies are distributed without interfering with mission requirements as established by the TACSOP and the OPORD. At mission-oriented protection posture (MOPP) 4, unit supply support is reduced to the minimum-essential actions. Digital units send and receive reports using frequency-modulated (FM) or digital means according to the unit's TACSOP. The time required to perform this task is increased when conducting it in MOPP 4.

TASK STEPS AND PERFORMANCE MEASURES	GO	NO-GO
<ul style="list-style-type: none"> <li>* 1. The company commander directs unit supply operations.                             <ul style="list-style-type: none"> <li>a. Inspected the supply records and status to ensure compliance with supply regulations, directives, and the TACSOP.</li> <li>b. Directed inventories of the supplies and equipment to calculate assets on hand.</li> <li>c. Inspected the unit's equipment, weapons, and ammunition storage areas for compliance with supply regulations, directives, and the TACSOP.</li> <li>d. Directed the issue of supplies and equipment according to the battalion's guidance and the TACSOP or both sustainment controls.</li> </ul> </li> <li>* 2. The supply sergeant supervises unit supply operations.                             <ul style="list-style-type: none"> <li>a. Inspected the supply status to determine total assets.</li> <li>b. Conducted inventories to calculate assets on hand.</li> <li>c. Developed the supply storage plans.</li> <li>d. Monitored supply transactions to ensure compliance with established supply procedures.</li> <li>e. Supervised the control of weapons and ammunition.</li> <li>f. Prepared input to the material condition status reports (MCSR).</li> </ul> </li> <li>3. Supply personnel request additional supplies.                             <ul style="list-style-type: none"> <li>a. Coordinated requirements with the elements.</li> <li>b. Calculated resupply requirements.</li> <li>c. Recorded requests on the appropriate document register.</li> <li>d. Forwarded resupply requests to the Supply Officer (US Army) (S4).</li> </ul> </li> <li>4. Supply personnel receive supplies.                             <ul style="list-style-type: none"> <li>a. Inspected incoming supplies for quantity and condition.</li> <li>b. Recorded receipt of supplies on the appropriate document register.</li> <li>c. Stored supplies according to the storage plans.</li> <li>d. Notified the requesting element of the availability of supplies for issue.</li> </ul> </li> </ul>		

TASK STEPS AND PERFORMANCE MEASURES	GO	NO-GO
5. Supply personnel issue supplies. <ul style="list-style-type: none"> <li>a. Processed supply requests according to the appropriate regulations, directives, and the TACSOP.</li> <li>b. Prepared transaction documents according to the appropriate regulations, directives, and the TACSOP.</li> <li>c. Issued supplies as prescribed in the commander's guidance.</li> <li>d. Maintained the prescribed copies of the transactions according to the appropriate regulations and directives.</li> </ul> 6. Supply personnel maintain small arms and ammunition. <ul style="list-style-type: none"> <li>a. Controlled stored weapons and ammunition according to the appropriate regulations and command policies.</li> <li>b. Requested ammunition resupply from the S4.</li> <li>c. Performed unit-level maintenance on small arms.</li> <li>d. Forwarded weapons beyond organizational-repair capabilities to the support maintenance elements.</li> </ul>		

TASK PERFORMANCE / EVALUATION SUMMARY BLOCK							
ITERATION	1	2	3	4	5	M	TOTAL
TOTAL TASK STEPS EVALUATED							
TOTAL TASK STEPS "GO"							
TRAINING STATUS "GO"/"NO-GO"							

"\*" indicates a leader task step.

**SUPPORTING INDIVIDUAL TASKS: NONE**

**SUPPORTING COLLECTIVE TASKS: NONE**

**OPFOR TASKS AND STANDARDS**

**TASK:** Surrender to the Capturing Unit on the Battlefield (5-OPFOR-0024)

**CONDITION:** The enemy has captured the opposing forces (OPFOR) element's soldiers, documents, and equipment sensitive to the OPFOR tactical operations.

**STANDARD:** The OPFOR soldiers retain or destroy documents and equipment. The OPFOR element surrenders documents and equipment of no tactical use to the enemy and attempts to conceal or destroy items of tactical value. The OPFOR element attempts escape and evasion. 1. Prevents the successful capture of documents and equipment. 2. Destroys documents and equipment. 3. Removes identifying markings from equipment. 4. Removes unit-identifying insignia. 5. Provides misleading information. 6. Plans an escape. 7. Delays movement to the nearest collection point. 8. Prevents safeguarding of enemy prisoners of war (EPWs) in order to cause embarrassment to the United States (US).

**TASK:** Disrupt a Route Reconnaissance (5-OPFOR-0021)

**CONDITION:** The enemy is conducting a route reconnaissance. The opposing forces (OPFOR) element is positioned along the enemy's route.

**STANDARD:** The OPFOR element attempts to disrupt a squad/section conducting a route reconnaissance. 1. Prevents the unit from meeting its specified time schedule. 2. Forces the unit to deviate from its specified route. 3. Prevents the unit from reaching its assigned destination. 4. Surprises the squad/section. 5. Inflicts casualties on the unit.

**TASK:** Conduct an Aerial Reconnaissance (5-OPFOR-0010)

**CONDITION:** The opposing forces (OPFOR) headquarters (HQ) element requires intelligence on the locations and identification of enemy elements. An aircraft is dispatched to take photographs and make a visual inspection of the enemy rear area.

**STANDARD:** The OPFOR element gathers photograph intelligence of the enemy. 1. Photographs the assigned sectors. 2. Makes quick visual checks where the ceiling is low. 3. Locates enemy positions in the area, particularly support and storage bases, and command and control (C2) facilities. 4. Sustains no loss of aircraft. 5. Reports priority intelligence requirements (PIR) and other information requirements to the OPFOR HQ.

**TASK:** Conduct a Raid (5-OPFOR-0004)

**CONDITION:** The opposing forces (OPFOR) element has occupied an objective rally point and has orders to conduct a raid on a combat service support (CSS) base.

**STANDARD:** The OPFOR element infiltrates the enemy's base and destroys all of the targets. 1. Surprises the enemy forces. 2. Assaults the support base and accomplishes the assigned tasks. 3. Destroys the specified equipment and supplies. 4. Avoids being decisively engaged. 5. Withdraws all personnel from the objective areas within the time prescribed. 6. Obtains all priority intelligence requirements (PIR) from the raid site. 7. Sustains only light casualties from enemy fire.

**TASK:** Defeat Obstacles (5-OPFOR-0009)

**CONDITION:** The opposing forces (OPFOR) element encounters an obstacle that blocks the avenue of approach as it advances upon the enemy forces.

**STANDARD:** The OPFOR element bypasses or breaches the enemy obstacle. 1. Detects the obstacle before halting its main body. 2. Defeats the obstacle. a. Bypasses the obstacle without entering the engagement areas. b. Breaches the obstacle within 45 minutes and passes its entire force through the obstacle. 3. Does not incur degradation to the point that the mission must be discontinued.

**TASK:** Conduct an Attack (5-OPFOR-0008)

**CONDITION:** The enemy is conducting tactical operations. The opposing forces (OPFOR) element receives orders to attack the enemy, the area of occupation, or the main supply route (MSR) with smoke.

**STANDARD:** The OPFOR element disrupts the enemy's movement and smoke operations. 1. Determines the delivery method of the smoke attack. 2. Locates the target. 3. Delivers the smoke attack downwind. 4. Attacks the enemy with smoke, and surge attacks when the enemy responds to the smoke.

**TASK:** Disrupt Construction of Vehicle Fighting Positions (5-OPFOR-0020)

**CONDITION:** The opposing forces (OPFOR) element has located the enemy. The priority intelligence requirements (PIR) and other intelligence obtained by OPFOR patrols indicate the enemy is constructing vehicle fighting positions within its defensive area. The OPFOR element has automatic and antiarmor weapons and light mortars.

**STANDARD:** The OPFOR element attempts to disrupt the enemy's efforts to establish vehicle fighting positions. 1. Locates the defensive area. 2. Surprises the main body. 3. Penetrates the defensive area with squad-size probes. 4. Inflicts casualties on the unit. 5. Destroys vehicles. 6. Disrupts the unit's preparations (prevents or delays beyond the unit's allotted time).

**TASK:** Disrupt an Engineer Reconnaissance (5-OPFOR-0022)

**CONDITION:** The enemy is conducting an engineer reconnaissance. The opposing forces (OPFOR) element is positioned along the enemy's route.

**STANDARD:** The OPFOR element disrupts an engineer reconnaissance. 1. Prevents the unit from meeting its specified time schedule. 2. Forces the unit to deviate from its specified route. 3. Prevents the unit from accomplishing its assigned engineer reconnaissance. 4. Surprises the unit conducting the reconnaissance.

**TASK:** Conduct Terrorist and Saboteur Attacks (5-OPFOR-0005)

**CONDITION:** The opposing forces (OPFOR) element dispatches small teams into the enemy's rear area to disrupt combat service support (CSS) operations.

**STANDARD:** The enemy sustains disrupted command and control (C2), destroyed equipment and supplies, and light casualties. 1. Locates rear support bases and C2 facilities. 2. Delays and disrupts CSS operations through probes. 3. Infiltrates CSS bases to conduct sabotage and terrorist activities. 4. Inflicts light casualties. 5. Destroys supplies and equipment.

**TASK:** Defend a Minefield (5-OPFOR-0023)

**CONDITION:** The enemy is conducting a minefield sweeping operation. The opposing forces (OPFOR) element has a minefield placed in the enemy's path. The minefield is under constant observation and fire.

**STANDARD:** The OPFOR element defends a minefield against an enemy element conducting a minefield sweeping operation. 1. Prevents the unit from detecting the obstacle. 2. Disrupts the minefield sweeping operation. 3. Prevents the unit from conducting the minefield sweeping operation, prevents the unit from moving all personnel through the breach, or delays the completion of the minefield sweeping operation for more than 45 minutes.

**TASK:** Conduct an Ambush (5-OPFOR-0007)

**CONDITION:** The enemy is moving in a convoy. The opposing forces (OPFOR) element is positioned along the enemy's route.

**STANDARD:** The OPFOR element inflicts casualties on the enemy and causes vehicle and equipment damage. 1. Prepares an ambush site before the element arrives. 2. Surprises march element forces. 3. Inflicts heavy casualties within the designated kill zone. 4. Inflicts heavy damage to vehicles and equipment within the designated kill zone. 5. Delays the march element from reaching a specified destination for a specified period of time. 6. Withdraws on order. 7. Sustains no casualties. 8. Reports actions to superiors.

**TASK:** Maintain Contact (5-OPFOR-0003)



**CONDITION:** The opposing forces (OPFOR) element is engaged with enemy base defense forces. The enemy forces are withdrawing under pressure.

**STANDARD:** The OPFOR element maintains enemy contact while the enemy withdraws. 1. Engages the enemy forces decisively. 2. Advances the OPFOR as the enemy forces withdraw. 3. Inflicts heavy casualties. 4. Captures the members of the enemy force. 5. Captures documents and equipment. 6. Safeguards captured documents, equipment, and personnel.

**TASK:** Disrupt a Net Control Station (NCS) (5-OPFOR-0019)

**CONDITION:** The enemy has established a NCS. The opposing forces (OPFOR) element has radio and jamming equipment.

**STANDARD:** The OPFOR element attempts to disrupt an NCS. 1. Attempts to locate the radio frequency that the unit is operating on. 2. Attempts to enter the radio net. 3. Attempts to issue "bogus" orders to a unit on the net. 4. Jams the radio frequency and forces the unit to go to an alternate frequency.

**TASK:** Disrupt Defensive Preparations (5-OPFOR-0018)

**CONDITION:** The opposing forces (OPFOR) element has located the enemy. Priority intelligence requirements (PIR) and other intelligence requirements obtained by OPFOR patrols indicate that the enemy elements are establishing defensive positions. The OPFOR element has automatic and antiarmor weapons and light mortars.

**STANDARD:** The OPFOR element disrupts and delays the enemy's defensive preparations. 1. Locates and penetrates the enemy's security system. 2. Forces the enemy to delay defensive preparations. 3. Disrupts the enemy's obstacle preparations.

**TASK:** Disrupt Enemy Movement and Operations Using Tactical Nuclear Weapons (5-OPFOR-0016)

**CONDITION:** The opposing forces (OPFOR) element has located the enemy. Priority intelligence requirements (PIR) and other intelligence requirements have been obtained by OPFOR patrols. Tactical nuclear weapons are employed against key locations in the rear area.

**STANDARD:** The OPFOR element disrupts enemy movement and operations. 1. Disrupts or delays the movement of the enemy's equipment and supplies to the forward areas. 2. Destroys enemy equipment and supplies. 3. Inflicts a high rate of nuclear casualties among the enemy forces. 4. Denies the enemy the use of specified areas. 5. Contaminates the enemy's equipment and supplies.

**TASK:** Disrupt Quartering Party Operations (5-OPFOR-0017)

**CONDITION:** The enemy is conducting quartering party operations. It has established an assembly area (AA) but has not moved in the main body.

**STANDARD:** The opposing forces (OPFOR) element attempts to disrupt quartering party operations and infiltrate the enemy's AA. 1. Locates the quartering party and the AA. 2. Surprises the main body. 3. Penetrates the AA with squad-size probes. 4. Inflicts personnel casualties and vehicle damage. 5. Disrupts the unit's preparations (prevents or delays beyond the unit's allotted time).

**TASK:** Disrupt Enemy Movement and Operations Using Persistent and Nonpersistent Chemical Weapons (5-OPFOR-0015)

**CONDITION:** The opposing forces (OPFOR) element has located the enemy. Priority intelligence requirements (PIR) and other intelligence requirements have been obtained by OPFOR patrols. The OPFOR units deliver chemical agents, by means of conventional artillery weapons or aircraft, along selected supply routes and key bases in the rear area.

**STANDARD:** The OPFOR element disrupts enemy movement and operations using persistent and nonpersistent chemical weapons. 1. Delivers chemical agents in low and densely wooded areas. 2. Delays the movement of enemy supplies and equipment to the forward areas. 3. Restricts the movement of the enemy units in the rear area. 4. Channels the movement of enemy units into predesignated ambush areas. 5. Contaminates enemy supplies and equipment. 6. Inflicts a high rate of casualties on enemy forces.

**TASK:** Disrupt Movement (5-OPFOR-0014)

**CONDITION:** The enemy is expected to move through the opposing forces (OPFOR) element's area of operations. The OPFOR element has received an operation order (OPORD) or fragmentary order (FRAGO) to disrupt enemy movement. The enemy has the capability to defend with direct fire and antiarmor weapons.

**STANDARD:** The OPFOR element delays enemy movement. 1. Delays the element. 2. Forces the element to deviate from its route. 3. Prevents the element from reaching its destination. 4. Surprises the element's main body.

**TASK:** Counter Passage of Lines (5-OPFOR-0012)

**CONDITION:** Enemy forces are in defensive positions, but they are expected to attempt passage-of-lines operations. The opposing forces (OPFOR) received orders to disrupt enemy passage-of-lines operations.

**STANDARD:** The OPFOR element delays or prevents enemy passage of lines. 1. Delays the passage. 2. Prevents the company from moving all personnel through the stationary unit. 3. Engages the main body of either the moving or the stationary unit.

**TASK:** Disrupt Assembly Area (AA) Activities (5-OPFOR-0013)

**CONDITION:** Intelligence reports indicate that platoon- and company-size enemy units are operating in the opposing forces (OPFOR) area of operations. Enemy units can defend from AAs with direct fire, antiarmor weapons, and indirect fire. The enemy has close air support (CAS) and nuclear, biological, and chemical (NBC) capabilities.

**STANDARD:** The OPFOR element locates and disrupts the enemy's AA activities. 1. Locates the element's AA. 2. Probes the AA with squad- or team-size elements. 3. Inflicts more than 5 percent casualties on the element. 4. Disrupts the element's preparations (prevents or delays beyond the element's allotted time).

**TASK:** Attack (5-OPFOR-0001)

**CONDITION:** The opposing forces (OPFOR) element has located the enemy. The priority intelligence requirements (PIR) and other intelligence requirements have been obtained by OPFOR patrols. The OPFOR element has automatic and antiarmor weapons and light mortars.

**STANDARD:** The OPFOR element attempts to seize the terrain, vehicles, or equipment. 1. Develops an attack plan. 2. Surprises the enemy unit's main body. 3. Initiates the attack using a scheme of maneuver that exploits the enemy's flanks, gaps, and weaknesses. 4. Uses covered and concealed routes to approach the enemy forces' flanks, gaps, or weakly held areas. 5. Employs indirect fire to support the attack. 6. Penetrates enemy defenses. 7. Destroys equipment and supplies. 8. Inflicts heavy casualties. 9. Isolates the combat service support (CSS) base by blocking reinforcements. 10. Forces enemy units to displace. 11. Avoids being fixed in one position. 12. Withdraws before the CSS base is reinforced with tactical combat forces.

**TASK:** Conduct Air Attacks (5-OPFOR-0002)

**CONDITION:** The opposing forces (OPFOR) element in the rear area has forwarded the positions of the enemy support sites or the locations of moving elements. The OPFOR aircraft have been dispatched to attack enemy installations or convoys.

**STANDARD:** The OPFOR element attempts to delay, disrupt, or damage the enemy targets by air. 1. Locates the target (support sites or convoys). 2. Makes attack runs on the designated targets. 3. Inflicts heavy damage to the selected target. 4. Sustains no loss of aircraft. 5. Delays moving the force for more than one hour.

**TASK:** Conduct Sniper Operations (5-OPFOR-0006)

**CONDITION:** The opposing forces (OPFOR) element has assigned snipers (regular or irregular elements) in the enemy's rear area along the main supply route (MSR) and near support sites.

**STANDARD:** The OPFOR element kills or wounds targets. 1. Sets up a well-concealed location. 2. Engages vehicle drivers or personnel on foot with short bursts of semiautomatic fire. 3. Kills or wounds selected targets. 4. Prevents the position from being discovered by enemy forces. 5. Evacuates the area without being spotted. 6. Reports all specified priority intelligence requirements (PIR) and other intelligence requirements to the OPFOR headquarters (HQ).

**ELEMENT:** Company Headquarters

**TASK:** Operate a Telephone Switch (Manual/SB22/PT) (11-5-0050.05-T01A)  
(TC 24-20) (TM 11-5805-262-12)

**ITERATION:** 1 2 3 4 5 (Circle)

**COMMANDER/LEADER ASSESSMENT:** T P U (Circle)

**CONDITIONS:** The platoon occupies a defensive position and is directed to establish wire communications. Digital units have performed functionality checks, and systems are operational. This task should not be trained in MOPP4.

**TASK STANDARDS:** The platoon installs wire, a switchboard (SB), and telephones to establish and maintain communications with subordinate elements no later than the time specified in the operation order (OPORD). Digital units send and receive reports using frequency-modulated (FM) or digital means.

TASK STEPS AND PERFORMANCE MEASURES	GO	NO-GO
<ol style="list-style-type: none"> <li>1. Designated personnel operate a telephone SB.                             <ol style="list-style-type: none"> <li>a. Inspected the SB22/PT for accountability and serviceability according to the packing list and Technical Manual (TM) 11-5805-262-12. If the packing list was not available, used the end-item list to check the components.</li> <li>b. Positioned the telephone SB on a flat surface, such as a table, a packing box, or a ledge in a foxhole, but not directly on the ground. Used a poncho, a shelter half, or canvas to protect the SB from the elements.</li> <li>c. Laid the SB on its side with its nameplate up.</li> <li>d. Grounded the equipment according to the grounding techniques specified in TM 11-5805-262-12.</li> <li>e. Performed the SB preoperation procedures according to TM 11-5805-262-12.</li> <li>f. Labeled the SB according to the unit's standing operating procedure (SOP).</li> <li>g. Connected local and trunk wire lines.</li> </ol> </li> <li>2. Designated personnel install the internal wiring and telephones.                             <ol style="list-style-type: none"> <li>a. Tested the field wire or cable before installation.</li> <li>b. Laid the field wire and installed telephones according to the priority established by the platoon leader.</li> <li>c. Secured the field wire at starting points and at changes of direction to reduce strain.</li> <li>d. Used proper hardware (anything that did not cut or damage the wire) and ties (basket hitch, loop knot, clove hitch, or drop loop) for hanging tension bridges and securing points.</li> <li>e. Tagged the wire ties.</li> <li>f. Enhanced concealment using the terrain and vegetation.</li> <li>g. Ensured that the overhead wire construction met clearance requirements of at least 5.5 meters above secondary roads and 7.2 meters above primary roads.</li> </ol> </li> <li>3. Designated personnel operate the telephone SB.                             <ol style="list-style-type: none"> <li>a. Tested the SB22/PT by performing communication checks with all users to ensure that the SB was operational.</li> <li>b. Processed calls.</li> <li>c. Performed preventive-maintenance checks and services (PMCS) on the telephone SB according to TM 11-5805-262-12.</li> </ol> </li> </ol>		

TASK STEPS AND PERFORMANCE MEASURES	GO	NO-GO
4. Designated personnel inform the platoon leader when wire communications are established.		
5. Designated personnel perform PMCS on the field wire or cable lines. <ul style="list-style-type: none"> <li>a. Maintained a 20-percent slack in the field wire or cable lines.</li> <li>b. Kept all wire splices and cable locks clear of standing water.</li> </ul>		

TASK PERFORMANCE / EVALUATION SUMMARY BLOCK							
ITERATION	1	2	3	4	5		TOTAL
TOTAL TASK STEPS EVALUATED							
TOTAL TASK STEPS "GO"							
TRAINING STATUS "GO"/"NO-GO"							

"\*" indicates a leader task step.

**SUPPORTING INDIVIDUAL TASKS: NONE**

**SUPPORTING COLLECTIVE TASKS: NONE**

**OPFOR TASKS AND STANDARDS**

**TASK:** Disrupt a Route Reconnaissance (5-OPFOR-0021)

**CONDITION:** The enemy is conducting a route reconnaissance. The opposing forces (OPFOR) element is positioned along the enemy's route.

**STANDARD:** The OPFOR element attempts to disrupt a squad/section conducting a route reconnaissance. 1. Prevents the unit from meeting its specified time schedule. 2. Forces the unit to deviate from its specified route. 3. Prevents the unit from reaching its assigned destination. 4. Surprises the squad/section. 5. Inflicts casualties on the unit.

**TASK:** Conduct an Aerial Reconnaissance (5-OPFOR-0010)

**CONDITION:** The opposing forces (OPFOR) headquarters (HQ) element requires intelligence on the locations and identification of enemy elements. An aircraft is dispatched to take photographs and make a visual inspection of the enemy rear area.

**STANDARD:** The OPFOR element gathers photograph intelligence of the enemy. 1. Photographs the assigned sectors. 2. Makes quick visual checks where the ceiling is low. 3. Locates enemy positions in the area, particularly support and storage bases, and command and control (C2) facilities. 4. Sustains no loss of aircraft. 5. Reports priority intelligence requirements (PIR) and other information requirements to the OPFOR HQ.

**TASK:** Conduct a Raid (5-OPFOR-0004)

**CONDITION:** The opposing forces (OPFOR) element has occupied an objective rally point and has orders to conduct a raid on a combat service support (CSS) base.

**STANDARD:** The OPFOR element infiltrates the enemy's base and destroys all of the targets. 1. Surprises the enemy forces. 2. Assaults the support base and accomplishes the assigned tasks. 3. Destroys the specified equipment and supplies. 4. Avoids being decisively engaged. 5. Withdraws all personnel from the objective areas within the time prescribed. 6. Obtains all priority intelligence requirements (PIR) from the raid site. 7. Sustains only light casualties from enemy fire.

**TASK:** Defeat Obstacles (5-OPFOR-0009)

**CONDITION:** The opposing forces (OPFOR) element encounters an obstacle that blocks the avenue of approach as it advances upon the enemy forces.

**STANDARD:** The OPFOR element bypasses or breaches the enemy obstacle. 1. Detects the obstacle before halting its main body. 2. Defeats the obstacle. a. Bypasses the obstacle without entering the engagement areas. b. Breaches the obstacle within 45 minutes and passes its entire force through the obstacle. 3. Does not incur degradation to the point that the mission must be discontinued.

**TASK:** Conduct an Attack (5-OPFOR-0008)

**CONDITION:** The enemy is conducting tactical operations. The opposing forces (OPFOR) element receives orders to attack the enemy, the area of occupation, or the main supply route (MSR) with smoke.

**STANDARD:** The OPFOR element disrupts the enemy's movement and smoke operations. 1. Determines the delivery method of the smoke attack. 2. Locates the target. 3. Delivers the smoke attack downwind. 4. Attacks the enemy with smoke, and surge attacks when the enemy responds to the smoke.

**TASK:** Disrupt Construction of Vehicle Fighting Positions (5-OPFOR-0020)

**CONDITION:** The opposing forces (OPFOR) element has located the enemy. The priority intelligence requirements (PIR) and other intelligence obtained by OPFOR patrols indicate the enemy is constructing vehicle fighting positions within its defensive area. The OPFOR element has automatic and antiarmor weapons and light mortars.

**STANDARD:** The OPFOR element attempts to disrupt the enemy's efforts to establish vehicle fighting positions. 1. Locates the defensive area. 2. Surprises the main body. 3. Penetrates the defensive area with squad-size probes. 4. Inflicts casualties on the unit. 5. Destroys vehicles. 6. Disrupts the unit's preparations (prevents or delays beyond the unit's allotted time).

**TASK:** Disrupt an Engineer Reconnaissance (5-OPFOR-0022)

**CONDITION:** The enemy is conducting an engineer reconnaissance. The opposing forces (OPFOR) element is positioned along the enemy's route.

**STANDARD:** The OPFOR element disrupts an engineer reconnaissance. 1. Prevents the unit from meeting its specified time schedule. 2. Forces the unit to deviate from its specified route. 3. Prevents the unit from accomplishing its assigned engineer reconnaissance. 4. Surprises the unit conducting the reconnaissance.

**TASK:** Conduct Terrorist and Saboteur Attacks (5-OPFOR-0005)

**CONDITION:** The opposing forces (OPFOR) element dispatches small teams into the enemy's rear area to disrupt combat service support (CSS) operations.

**STANDARD:** The enemy sustains disrupted command and control (C2), destroyed equipment and supplies, and light casualties. 1. Locates rear support bases and C2 facilities. 2. Delays and disrupts CSS operations through probes. 3. Infiltrates CSS bases to conduct sabotage and terrorist activities. 4. Inflicts light casualties. 5. Destroys supplies and equipment.

**TASK:** Defend a Minefield (5-OPFOR-0023)

**CONDITION:** The enemy is conducting a minefield sweeping operation. The opposing forces (OPFOR) element has a minefield placed in the enemy's path. The minefield is under constant observation and fire.

**STANDARD:** The OPFOR element defends a minefield against an enemy element conducting a minefield sweeping operation. 1. Prevents the unit from detecting the obstacle. 2. Disrupts the minefield sweeping operation. 3. Prevents the unit from conducting the minefield sweeping operation, prevents the unit from moving all personnel through the breach, or delays the completion of the minefield sweeping operation for more than 45 minutes.

**TASK:** Conduct an Ambush (5-OPFOR-0007)

**CONDITION:** The enemy is moving in a convoy. The opposing forces (OPFOR) element is positioned along the enemy's route.

**STANDARD:** The OPFOR element inflicts casualties on the enemy and causes vehicle and equipment damage. 1. Prepares an ambush site before the element arrives. 2. Surprises march element forces. 3. Inflicts heavy casualties within the designated kill zone. 4. Inflicts heavy damage to vehicles and equipment within the designated kill zone. 5. Delays the march element from reaching a specified destination for a specified period of time. 6. Withdraws on order. 7. Sustains no casualties. 8. Reports actions to superiors.

**TASK:** Maintain Contact (5-OPFOR-0003)

**CONDITION:** The opposing forces (OPFOR) element is engaged with enemy base defense forces. The enemy forces are withdrawing under pressure.

**STANDARD:** The OPFOR element maintains enemy contact while the enemy withdraws. 1. Engages the enemy forces decisively. 2. Advances the OPFOR as the enemy forces withdraw. 3. Inflicts heavy casualties. 4. Captures the members of the enemy force. 5. Captures documents and equipment. 6. Safeguards captured documents, equipment, and personnel.

**TASK:** Surrender to the Capturing Unit on the Battlefield (5-OPFOR-0024)

**CONDITION:** The enemy has captured the opposing forces (OPFOR) element's soldiers, documents, and equipment sensitive to the OPFOR tactical operations.

**STANDARD:** The OPFOR soldiers retain or destroy documents and equipment. The OPFOR element surrenders documents and equipment of no tactical use to the enemy and attempts to conceal or destroy items of tactical value. The OPFOR element attempts escape and evasion. 1. Prevents the successful capture of documents and equipment. 2. Destroys documents and equipment. 3. Removes identifying markings from equipment. 4. Removes unit-identifying insignia. 5. Provides misleading information. 6. Plans an escape. 7. Delays movement to the nearest collection point. 8. Prevents safeguarding of enemy prisoners of war (EPWs) in order to cause embarrassment to the United States (US).

**TASK:** Disrupt a Net Control Station (NCS) (5-OPFOR-0019)

**CONDITION:** The enemy has established a NCS. The opposing forces (OPFOR) element has radio and jamming equipment.

**STANDARD:** The OPFOR element attempts to disrupt an NCS. 1. Attempts to locate the radio frequency that the unit is operating on. 2. Attempts to enter the radio net. 3. Attempts to issue "bogus" orders to a unit on the net. 4. Jams the radio frequency and forces the unit to go to an alternate frequency.

**TASK:** Disrupt Defensive Preparations (5-OPFOR-0018)

**CONDITION:** The opposing forces (OPFOR) element has located the enemy. Priority intelligence requirements (PIR) and other intelligence requirements obtained by OPFOR patrols indicate that the enemy elements are establishing defensive positions. The OPFOR element has automatic and antiarmor weapons and light mortars.

**STANDARD:** The OPFOR element disrupts and delays the enemy's defensive preparations. 1. Locates and penetrates the enemy's security system. 2. Forces the enemy to delay defensive preparations. 3. Disrupts the enemy's obstacle preparations.

**TASK:** Disrupt Enemy Movement and Operations Using Tactical Nuclear Weapons (5-OPFOR-0016)

**CONDITION:** The opposing forces (OPFOR) element has located the enemy. Priority intelligence requirements (PIR) and other intelligence requirements have been obtained by OPFOR patrols. Tactical nuclear weapons are employed against key locations in the rear area.

**STANDARD:** The OPFOR element disrupts enemy movement and operations. 1. Disrupts or delays the movement of the enemy's equipment and supplies to the forward areas. 2. Destroys enemy equipment and supplies. 3. Inflicts a high rate of nuclear casualties among the enemy forces. 4. Denies the enemy the use of specified areas. 5. Contaminates the enemy's equipment and supplies.

**TASK:** Disrupt Quartering Party Operations (5-OPFOR-0017)

**CONDITION:** The enemy is conducting quartering party operations. It has established an assembly area (AA) but has not moved in the main body.

**STANDARD:** The opposing forces (OPFOR) element attempts to disrupt quartering party operations and infiltrate the enemy's AA. 1. Locates the quartering party and the AA. 2. Surprises the main body. 3. Penetrates the AA with squad-size probes. 4. Inflicts personnel casualties and vehicle damage. 5. Disrupts the unit's preparations (prevents or delays beyond the unit's allotted time).

**TASK:** Disrupt Enemy Movement and Operations Using Persistent and Nonpersistent Chemical Weapons (5-OPFOR-0015)

**CONDITION:** The opposing forces (OPFOR) element has located the enemy. Priority intelligence requirements (PIR) and other intelligence requirements have been obtained by OPFOR patrols. The OPFOR units deliver chemical agents, by means of conventional artillery weapons or aircraft, along selected supply routes and key bases in the rear area.

**STANDARD:** The OPFOR element disrupts enemy movement and operations using persistent and nonpersistent chemical weapons. 1. Delivers chemical agents in low and densely wooded areas. 2. Delays the movement of enemy supplies and equipment to the forward areas. 3. Restricts the movement of the enemy units in the rear area. 4. Channels the movement of enemy units into predesignated ambush areas. 5. Contaminates enemy supplies and equipment. 6. Inflicts a high rate of casualties on enemy forces.

**TASK:** Disrupt Movement (5-OPFOR-0014)



**CONDITION:** The enemy is expected to move through the opposing forces (OPFOR) element's area of operations. The OPFOR element has received an operation order (OPORD) or fragmentary order (FRAGO) to disrupt enemy movement. The enemy has the capability to defend with direct fire and antiarmor weapons.

**STANDARD:** The OPFOR element delays enemy movement. 1. Delays the element. 2. Forces the element to deviate from its route. 3. Prevents the element from reaching its destination. 4. Surprises the element's main body.

**TASK:** Counter Passage of Lines (5-OPFOR-0012)

**CONDITION:** Enemy forces are in defensive positions, but they are expected to attempt passage-of-lines operations. The opposing forces (OPFOR) received orders to disrupt enemy passage-of-lines operations.

**STANDARD:** The OPFOR element delays or prevents enemy passage of lines. 1. Delays the passage. 2. Prevents the company from moving all personnel through the stationary unit. 3. Engages the main body of either the moving or the stationary unit.

**TASK:** Disrupt Assembly Area (AA) Activities (5-OPFOR-0013)

**CONDITION:** Intelligence reports indicate that platoon- and company-size enemy units are operating in the opposing forces (OPFOR) area of operations. Enemy units can defend from AAs with direct fire, antiarmor weapons, and indirect fire. The enemy has close air support (CAS) and nuclear, biological, and chemical (NBC) capabilities.

**STANDARD:** The OPFOR element locates and disrupts the enemy's AA activities. 1. Locates the element's AA. 2. Probes the AA with squad- or team-size elements. 3. Inflicts more than 5 percent casualties on the element. 4. Disrupts the element's preparations (prevents or delays beyond the element's allotted time).

**TASK:** Attack (5-OPFOR-0001)

**CONDITION:** The opposing forces (OPFOR) element has located the enemy. The priority intelligence requirements (PIR) and other intelligence requirements have been obtained by OPFOR patrols. The OPFOR element has automatic and antiarmor weapons and light mortars.

**STANDARD:** The OPFOR element attempts to seize the terrain, vehicles, or equipment. 1. Develops an attack plan. 2. Surprises the enemy unit's main body. 3. Initiates the attack using a scheme of maneuver that exploits the enemy's flanks, gaps, and weaknesses. 4. Uses covered and concealed routes to approach the enemy forces' flanks, gaps, or weakly held areas. 5. Employs indirect fire to support the attack. 6. Penetrates enemy defenses. 7. Destroys equipment and supplies. 8. Inflicts heavy casualties. 9. Isolates the combat service support (CSS) base by blocking reinforcements. 10. Forces enemy units to displace. 11. Avoids being fixed in one position. 12. Withdraws before the CSS base is reinforced with tactical combat forces.

**TASK:** Conduct Sniper Operations (5-OPFOR-0006)

**CONDITION:** The opposing forces (OPFOR) element has assigned snipers (regular or irregular elements) in the enemy's rear area along the main supply route (MSR) and near support sites.

**STANDARD:** The OPFOR element kills or wounds targets. 1. Sets up a well-concealed location. 2. Engages vehicle drivers or personnel on foot with short bursts of semiautomatic fire. 3. Kills or wounds selected targets. 4. Prevents the position from being discovered by enemy forces. 5. Evacuates the area without being spotted. 6. Reports all specified priority intelligence requirements (PIR) and other intelligence requirements to the OPFOR headquarters (HQ).

**TASK:** Conduct Air Attacks (5-OPFOR-0002)

**CONDITION:** The opposing forces (OPFOR) element in the rear area has forwarded the positions of the enemy support sites or the locations of moving elements. The OPFOR aircraft have been dispatched to attack enemy installations or convoys.

**STANDARD:** The OPFOR element attempts to delay, disrupt, or damage the enemy targets by air. 1. Locates the target (support sites or convoys). 2. Makes attack runs on the designated targets. 3. Inflicts heavy damage to the selected target. 4. Sustains no loss of aircraft. 5. Delays moving the force for more than one hour.

**ELEMENTS:** Company Headquarters  
 Three Engineer Platoon Headquarters  
 Assault and Obstacle Platoon Headquarters

**TASK:** Provide a Field Cable or Wire System (11-5-0121.05-T01A)  
 (FM 24-19) (TC 24-20) (TM 11-3895-203-15)  
 (TM 11-5805-262-12) (TM 11-5805-294-12)

**ITERATION:** 1 2 3 4 5 M (Circle)  
**COMMANDER/LEADER ASSESSMENT:** T P U (Circle)

**CONDITIONS:** The unit receives a fragmentary order (FRAGO) and a briefing on the size and shape of the facility or supported command post (CP), the location of each element, the required instruments, and the installation priority. Digital units have performed functionality checks, and systems are operational. Some iterations of this task should be performed in MOPP4.

**TASK STANDARDS:** The internal communications network is set up according to the unit's standing operating procedure (SOP) or the commander's guidance, and is operational by the time specified in the order. The time required to perform this task is increased when conducting it in mission-oriented protection posture (MOPP) 4.

TASK STEPS AND PERFORMANCE MEASURES	GO	NO-GO
<p>* 1. The section leader prepares a telephone cable or wire installation plan.</p> <ul style="list-style-type: none"> <li>a. Selected a wire route (based on a map study) that met the requirements of the tactical situation and was easy to construct and maintain.</li> <li>b. Selected the most direct primary and alternate wire routes after conducting a ground reconnaissance.</li> <li>c. Prepared an interim plan indicating the routes of the wire lines.</li> <li>d. Allocated the manpower and materials to accomplish the task.</li> <li>e. Prepared a telephone traffic diagram showing the number of telephone circuits in the communications system.</li> <li>f. Prepared a telephone directory according to the signal operation instructions (SOI) or the standing signal instructions (SSI). Included the names and numbers of the telephone system users.</li> </ul> <p>2. The section installs a telephone switchboard (SB).</p> <ul style="list-style-type: none"> <li>a. Inspected the equipment for accountability and serviceability according to the packing list and the appropriate technical manual (TM). Used the end-item list if no packing list was available.</li> <li>b. Positioned the telephone SB on a flat surface, such as a table, packing box, or ledge in a foxhole, but not directly on the ground. Used a poncho, shelter half, or canvas to protect the SB from the elements.</li> <li>c. Laid the SB on its side with the nameplate up.</li> <li>d. Grounded the equipment using proper grounding techniques according to the appropriate TM.</li> <li>e. Performed SB preoperation procedures according to the appropriate TM.</li> <li>f. Labeled the SB according to the traffic diagram.</li> <li>g. Connected the local and trunk wire lines.</li> </ul> <p>3. The section installs internal wiring and telephones.</p> <ul style="list-style-type: none"> <li>a. Installed the distribution box.</li> <li>b. Tested the field cable or wire before installing.</li> <li>c. Laid the field wire and installed telephones according to the priority established by the communications section leader.</li> </ul>		

TASK STEPS AND PERFORMANCE MEASURES	GO	NO-GO
<ul style="list-style-type: none"> <li>d. Secured the field wire at all the starting points and at any changes of direction to reduce the strain.</li> <li>e. Used proper hardware (anything that did not cut or damage the wire) and ties (basket hitch, loop knot, clove hitch, or drop loop) for hanging tension bridges and securing points.</li> <li>f. Tagged the wire ties.</li> <li>g. Used the terrain and vegetation to enhance concealment.</li> <li>h. Ensured that all overhead wire construction met clearance requirements of at least 5.5 meters above secondary roads and 7.2 meters above primary roads.</li> <li>i. Finished the line route map indicating the routes of wire lines, SBs, switching centrals, and test stations; the number of circuits along a route; and the type of wire construction.</li> </ul> <p>4. The section operates the telephone SB.</p> <ul style="list-style-type: none"> <li>a. Tested the SB to ensure that it was operational.</li> <li>b. Used the turning hand-ringing generator on the telephone (TA 312/PT) to terminate and ring off circuits as they became available to called parties.</li> <li>c. Processed calls.</li> <li>d. Updated the traffic diagram, as required.</li> <li>e. Performed operator preventive-maintenance checks and services (PMCS) on the SB according to the appropriate TM.</li> </ul> <p>5. The section performs PMCS on the field cable or wire lines.</p> <ul style="list-style-type: none"> <li>a. Maintained a 20-percent slack in the field cable or wire lines.</li> <li>b. Kept all wire splices and cable locks clear of standing water.</li> </ul>		

TASK PERFORMANCE / EVALUATION SUMMARY BLOCK							
ITERATION	1	2	3	4	5	M	TOTAL
TOTAL TASK STEPS EVALUATED							
TOTAL TASK STEPS "GO"							
TRAINING STATUS "GO"/"NO-GO"							

"\*" indicates a leader task step.

**SUPPORTING INDIVIDUAL TASKS**

Task Number	Task Title	References
052-191-1501	Perform Individual Camouflage	STP 21-1-SMCT

**SUPPORTING COLLECTIVE TASKS: NONE**

**OPFOR TASKS AND STANDARDS**

**TASK:** Surrender to the Capturing Unit on the Battlefield (5-OPFOR-0024)

**CONDITION:** The enemy has captured the opposing forces (OPFOR) element's soldiers, documents, and equipment sensitive to the OPFOR tactical operations.

**STANDARD:** The OPFOR soldiers retain or destroy documents and equipment. The OPFOR element surrenders documents and equipment of no tactical use to the enemy and attempts to conceal or destroy items of tactical value. The OPFOR element attempts escape and evasion. 1. Prevents the successful capture of documents and equipment. 2. Destroys documents and equipment. 3. Removes identifying markings from equipment. 4. Removes unit-identifying insignia. 5. Provides misleading information. 6. Plans an escape. 7. Delays movement to the nearest collection point. 8. Prevents safeguarding of enemy prisoners of war (EPWs) in order to cause embarrassment to the United States (US).

**TASK:** Disrupt Defensive Preparations (5-OPFOR-0018)

**CONDITION:** The opposing forces (OPFOR) element has located the enemy. Priority intelligence requirements (PIR) and other intelligence requirements obtained by OPFOR patrols indicate that the enemy elements are establishing defensive positions. The OPFOR element has automatic and antiarmor weapons and light mortars.

**STANDARD:** The OPFOR element disrupts and delays the enemy's defensive preparations. 1. Locates and penetrates the enemy's security system. 2. Forces the enemy to delay defensive preparations. 3. Disrupts the enemy's obstacle preparations.

**TASK:** Disrupt a Route Reconnaissance (5-OPFOR-0021)

**CONDITION:** The enemy is conducting a route reconnaissance. The opposing forces (OPFOR) element is positioned along the enemy's route.

**STANDARD:** The OPFOR element attempts to disrupt a squad/section conducting a route reconnaissance. 1. Prevents the unit from meeting its specified time schedule. 2. Forces the unit to deviate from its specified route. 3. Prevents the unit from reaching its assigned destination. 4. Surprises the squad/section. 5. Inflicts casualties on the unit.

**TASK:** Conduct an Aerial Reconnaissance (5-OPFOR-0010)

**CONDITION:** The opposing forces (OPFOR) headquarters (HQ) element requires intelligence on the locations and identification of enemy elements. An aircraft is dispatched to take photographs and make a visual inspection of the enemy rear area.

**STANDARD:** The OPFOR element gathers photograph intelligence of the enemy. 1. Photographs the assigned sectors. 2. Makes quick visual checks where the ceiling is low. 3. Locates enemy positions in the area, particularly support and storage bases, and command and control (C2) facilities. 4. Sustains no loss of aircraft. 5. Reports priority intelligence requirements (PIR) and other information requirements to the OPFOR HQ.

**TASK:** Conduct a Raid (5-OPFOR-0004)

**CONDITION:** The opposing forces (OPFOR) element has occupied an objective rally point and has orders to conduct a raid on a combat service support (CSS) base.

**STANDARD:** The OPFOR element infiltrates the enemy's base and destroys all of the targets. 1. Surprises the enemy forces. 2. Assaults the support base and accomplishes the assigned tasks. 3. Destroys the specified equipment and supplies. 4. Avoids being decisively engaged. 5. Withdraws all personnel from the objective areas within the time prescribed. 6. Obtains all priority intelligence requirements (PIR) from the raid site. 7. Sustains only light casualties from enemy fire.

**TASK:** Defeat Obstacles (5-OPFOR-0009)

**CONDITION:** The opposing forces (OPFOR) element encounters an obstacle that blocks the avenue of approach as it advances upon the enemy forces.

**STANDARD:** The OPFOR element bypasses or breaches the enemy obstacle. 1. Detects the obstacle before halting its main body. 2. Defeats the obstacle. a. Bypasses the obstacle without entering the engagement areas. b. Breaches the obstacle within 45 minutes and passes its entire force through the obstacle. 3. Does not incur degradation to the point that the mission must be discontinued.

**TASK:** Conduct an Attack (5-OPFOR-0008)

**CONDITION:** The enemy is conducting tactical operations. The opposing forces (OPFOR) element receives orders to attack the enemy, the area of occupation, or the main supply route (MSR) with smoke.

**STANDARD:** The OPFOR element disrupts the enemy's movement and smoke operations. 1. Determines the delivery method of the smoke attack. 2. Locates the target. 3. Delivers the smoke attack downwind. 4. Attacks the enemy with smoke, and surge attacks when the enemy responds to the smoke.

**TASK:** Disrupt Construction of Vehicle Fighting Positions (5-OPFOR-0020)

**CONDITION:** The opposing forces (OPFOR) element has located the enemy. The priority intelligence requirements (PIR) and other intelligence obtained by OPFOR patrols indicate the enemy is constructing vehicle fighting positions within its defensive area. The OPFOR element has automatic and antiarmor weapons and light mortars.

**STANDARD:** The OPFOR element attempts to disrupt the enemy's efforts to establish vehicle fighting positions. 1. Locates the defensive area. 2. Surprises the main body. 3. Penetrates the defensive area with squad-size probes. 4. Inflicts casualties on the unit. 5. Destroys vehicles. 6. Disrupts the unit's preparations (prevents or delays beyond the unit's allotted time).

**TASK:** Disrupt an Engineer Reconnaissance (5-OPFOR-0022)

**CONDITION:** The enemy is conducting an engineer reconnaissance. The opposing forces (OPFOR) element is positioned along the enemy's route.

**STANDARD:** The OPFOR element disrupts an engineer reconnaissance. 1. Prevents the unit from meeting its specified time schedule. 2. Forces the unit to deviate from its specified route. 3. Prevents the unit from accomplishing its assigned engineer reconnaissance. 4. Surprises the unit conducting the reconnaissance.

**TASK:** Conduct Terrorist and Saboteur Attacks (5-OPFOR-0005)

**CONDITION:** The opposing forces (OPFOR) element dispatches small teams into the enemy's rear area to disrupt combat service support (CSS) operations.

**STANDARD:** The enemy sustains disrupted command and control (C2), destroyed equipment and supplies, and light casualties. 1. Locates rear support bases and C2 facilities. 2. Delays and disrupts CSS operations through probes. 3. Infiltrates CSS bases to conduct sabotage and terrorist activities. 4. Inflicts light casualties. 5. Destroys supplies and equipment.

**TASK:** Defend a Minefield (5-OPFOR-0023)

**CONDITION:** The enemy is conducting a minefield sweeping operation. The opposing forces (OPFOR) element has a minefield placed in the enemy's path. The minefield is under constant observation and fire.

**STANDARD:** The OPFOR element defends a minefield against an enemy element conducting a minefield sweeping operation. 1. Prevents the unit from detecting the obstacle. 2. Disrupts the minefield sweeping operation. 3. Prevents the unit from conducting the minefield sweeping operation, prevents the unit from moving all personnel through the breach, or delays the completion of the minefield sweeping operation for more than 45 minutes.

**TASK:** Conduct an Ambush (5-OPFOR-0007)

**CONDITION:** The enemy is moving in a convoy. The opposing forces (OPFOR) element is positioned along the enemy's route.

**STANDARD:** The OPFOR element inflicts casualties on the enemy and causes vehicle and equipment damage. 1. Prepares an ambush site before the element arrives. 2. Surprises march element forces. 3. Inflicts heavy casualties within the designated kill zone. 4. Inflicts heavy damage to vehicles and equipment within the designated kill zone. 5. Delays the march element from reaching a specified destination for a specified period of time. 6. Withdraws on order. 7. Sustains no casualties. 8. Reports actions to superiors.

**TASK:** Maintain Contact (5-OPFOR-0003)

**CONDITION:** The opposing forces (OPFOR) element is engaged with enemy base defense forces. The enemy forces are withdrawing under pressure.

**STANDARD:** The OPFOR element maintains enemy contact while the enemy withdraws. 1. Engages the enemy forces decisively. 2. Advances the OPFOR as the enemy forces withdraw. 3. Inflicts heavy casualties. 4. Captures the members of the enemy force. 5. Captures documents and equipment. 6. Safeguards captured documents, equipment, and personnel.

**TASK:** Disrupt a Net Control Station (NCS) (5-OPFOR-0019)

**CONDITION:** The enemy has established a NCS. The opposing forces (OPFOR) element has radio and jamming equipment.

**STANDARD:** The OPFOR element attempts to disrupt an NCS. 1. Attempts to locate the radio frequency that the unit is operating on. 2. Attempts to enter the radio net. 3. Attempts to issue "bogus" orders to a unit on the net. 4. Jams the radio frequency and forces the unit to go to an alternate frequency.

**TASK:** Disrupt Enemy Movement and Operations Using Tactical Nuclear Weapons (5-OPFOR-0016)

**CONDITION:** The opposing forces (OPFOR) element has located the enemy. Priority intelligence requirements (PIR) and other intelligence requirements have been obtained by OPFOR patrols. Tactical nuclear weapons are employed against key locations in the rear area.

**STANDARD:** The OPFOR element disrupts enemy movement and operations. 1. Disrupts or delays the movement of the enemy's equipment and supplies to the forward areas. 2. Destroys enemy equipment and supplies. 3. Inflicts a high rate of nuclear casualties among the enemy forces. 4. Denies the enemy the use of specified areas. 5. Contaminates the enemy's equipment and supplies.

**TASK:** Disrupt Quartering Party Operations (5-OPFOR-0017)

**CONDITION:** The enemy is conducting quartering party operations. It has established an assembly area (AA) but has not moved in the main body.

**STANDARD:** The opposing forces (OPFOR) element attempts to disrupt quartering party operations and infiltrate the enemy's AA. 1. Locates the quartering party and the AA. 2. Surprises the main body. 3. Penetrates the AA with squad-size probes. 4. Inflicts personnel casualties and vehicle damage. 5. Disrupts the unit's preparations (prevents or delays beyond the unit's allotted time).

**TASK:** Disrupt Enemy Movement and Operations Using Persistent and Nonpersistent Chemical Weapons (5-OPFOR-0015)

**CONDITION:** The opposing forces (OPFOR) element has located the enemy. Priority intelligence requirements (PIR) and other intelligence requirements have been obtained by OPFOR patrols. The OPFOR units deliver chemical agents, by means of conventional artillery weapons or aircraft, along selected supply routes and key bases in the rear area.

**STANDARD:** The OPFOR element disrupts enemy movement and operations using persistent and nonpersistent chemical weapons. 1. Delivers chemical agents in low and densely wooded areas. 2. Delays the movement of enemy supplies and equipment to the forward areas. 3. Restricts the movement of the enemy units in the rear area. 4. Channels the movement of enemy units into predesignated ambush areas. 5. Contaminates enemy supplies and equipment. 6. Inflicts a high rate of casualties on enemy forces.

**TASK:** Disrupt Movement (5-OPFOR-0014)

**CONDITION:** The enemy is expected to move through the opposing forces (OPFOR) element's area of operations. The OPFOR element has received an operation order (OPORD) or fragmentary order (FRAGO) to disrupt enemy movement. The enemy has the capability to defend with direct fire and antiarmor weapons.

**STANDARD:** The OPFOR element delays enemy movement. 1. Delays the element. 2. Forces the element to deviate from its route. 3. Prevents the element from reaching its destination. 4. Surprises the element's main body.

**TASK:** Counter Passage of Lines (5-OPFOR-0012)

**CONDITION:** Enemy forces are in defensive positions, but they are expected to attempt passage-of-lines operations. The opposing forces (OPFOR) received orders to disrupt enemy passage-of-lines operations.

**STANDARD:** The OPFOR element delays or prevents enemy passage of lines. 1. Delays the passage. 2. Prevents the company from moving all personnel through the stationary unit. 3. Engages the main body of either the moving or the stationary unit.

**TASK:** Disrupt Assembly Area (AA) Activities (5-OPFOR-0013)

**CONDITION:** Intelligence reports indicate that platoon- and company-size enemy units are operating in the opposing forces (OPFOR) area of operations. Enemy units can defend from AAs with direct fire, antiarmor weapons, and indirect fire. The enemy has close air support (CAS) and nuclear, biological, and chemical (NBC) capabilities.

**STANDARD:** The OPFOR element locates and disrupts the enemy's AA activities. 1. Locates the element's AA. 2. Probes the AA with squad- or team-size elements. 3. Inflicts more than 5 percent casualties on the element. 4. Disrupts the element's preparations (prevents or delays beyond the element's allotted time).

**TASK:** Attack (5-OPFOR-0001)



**CONDITION:** The opposing forces (OPFOR) element has located the enemy. The priority intelligence requirements (PIR) and other intelligence requirements have been obtained by OPFOR patrols. The OPFOR element has automatic and antiarmor weapons and light mortars.

**STANDARD:** The OPFOR element attempts to seize the terrain, vehicles, or equipment. 1. Develops an attack plan. 2. Surprises the enemy unit's main body. 3. Initiates the attack using a scheme of maneuver that exploits the enemy's flanks, gaps, and weaknesses. 4. Uses covered and concealed routes to approach the enemy forces' flanks, gaps, or weakly held areas. 5. Employs indirect fire to support the attack. 6. Penetrates enemy defenses. 7. Destroys equipment and supplies. 8. Inflicts heavy casualties. 9. Isolates the combat service support (CSS) base by blocking reinforcements. 10. Forces enemy units to displace. 11. Avoids being fixed in one position. 12. Withdraws before the CSS base is reinforced with tactical combat forces.

**TASK:** Conduct Sniper Operations (5-OPFOR-0006)

**CONDITION:** The opposing forces (OPFOR) element has assigned snipers (regular or irregular elements) in the enemy's rear area along the main supply route (MSR) and near support sites.

**STANDARD:** The OPFOR element kills or wounds targets. 1. Sets up a well-concealed location. 2. Engages vehicle drivers or personnel on foot with short bursts of semiautomatic fire. 3. Kills or wounds selected targets. 4. Prevents the position from being discovered by enemy forces. 5. Evacuates the area without being spotted. 6. Reports all specified priority intelligence requirements (PIR) and other intelligence requirements to the OPFOR headquarters (HQ).

**TASK:** Conduct Air Attacks (5-OPFOR-0002)

**CONDITION:** The opposing forces (OPFOR) element in the rear area has forwarded the positions of the enemy support sites or the locations of moving elements. The OPFOR aircraft have been dispatched to attack enemy installations or convoys.

**STANDARD:** The OPFOR element attempts to delay, disrupt, or damage the enemy targets by air. 1. Locates the target (support sites or convoys). 2. Makes attack runs on the designated targets. 3. Inflicts heavy damage to the selected target. 4. Sustains no loss of aircraft. 5. Delays moving the force for more than one hour.

- ELEMENTS:** Company  
 Company Headquarters  
 Maintenance Section  
 Three Engineer Platoon Headquarters  
 Nine Engineer Squads  
 Assault and Obstacle Platoon Headquarters  
 Obstacle Section  
 Three Assault Sections  
 Regimental Engineer Section  
 Combat Medical Section

**TASK:** Handle Enemy Prisoners of War (EPWs) (19-3-3106.05-T01A)  
 (FM 3-19.40 (FM 19-40)) (AR 190-8)

**ITERATION:** 1 2 3 4 5 M (Circle)

**COMMANDER/LEADER ASSESSMENT:** T P U (Circle)

**CONDITIONS:** The enemy soldiers surrendered or were captured. Some iterations of this task should be performed in MOPP4.

**TASK STANDARDS:** The capturing element takes charge of and evacuates EPWs according to the unit's standing operating procedure (SOP) and the search, silence, segregate, speed, safeguard, and tag (5 Ss and T) method. The time required to perform this task is increased when conducting it in mission-oriented protection posture (MOPP) 4.

TASK STEPS AND PERFORMANCE MEASURES	GO	NO-GO
<ol style="list-style-type: none"> <li>1. The element searches EPWs.                             <ol style="list-style-type: none"> <li>a. Removed weapons and documents that had intelligence value.</li> <li>b. Returned the personal items of no military intelligence value, such as protective clothing and equipment.</li> <li>c. Furnished receipts to the prisoners for their personal property taken.</li> </ol> </li> <li>2. The element segregates EPWs.                             <ol style="list-style-type: none"> <li>a. Segregated EPWs by rank, sex, deserters, civilians, nationality, and ideology, when possible.</li> <li>b. Turned the wounded EPWs over to the medical personnel for evacuation through the medical channels.</li> </ol> </li> <li>3. The element silences EPWs.                             <ol style="list-style-type: none"> <li>a. Prevented the EPW leaders from giving orders.</li> <li>b. Prevented EPWs from planning escape.</li> <li>c. Did not talk in front of EPWs except to issue orders and maintain discipline.</li> </ol> </li> <li>4. The element safeguards EPWs.                             <ol style="list-style-type: none"> <li>a. Removed EPWs from the dangers of the battlefield.</li> <li>b. Did not allow anyone to abuse EPWs.</li> <li>c. Treated EPWs humanely.</li> </ol> </li> <li>5. The element tags EPWs with a Department of Defense (DD) Form 2745.                             <ol style="list-style-type: none"> <li>a. Annotated the date and time of the capture, the capturing unit, the grid coordinates of the capture, and the circumstances of the capture.</li> <li>b. Attached Part A to EPWs.</li> <li>c. Retained Part B for the unit records.</li> <li>d. Attached Part C to the property.</li> </ol> </li> </ol>		

TASK STEPS AND PERFORMANCE MEASURES	GO	NO-GO
6. The element speeds EPWs to the rear. <ul style="list-style-type: none"> <li>a. Notified higher headquarters (HQ) that the company had EPWs.</li> <li>b. Removed EPWs rearward to the nearest military police (MP) collecting point.</li> <li>c. Exploited the intelligence information.</li> </ul>		

TASK PERFORMANCE / EVALUATION SUMMARY BLOCK							
ITERATION	1	2	3	4	5	M	TOTAL
TOTAL TASK STEPS EVALUATED							
TOTAL TASK STEPS "GO"							
TRAINING STATUS "GO"/"NO-GO"							

"\*" indicates a leader task step.

**SUPPORTING INDIVIDUAL TASKS: NONE**

**SUPPORTING COLLECTIVE TASKS: NONE**

#### OPFOR TASKS AND STANDARDS

**TASK:** Surrender to the Capturing Unit on the Battlefield (5-OPFOR-0024)

**CONDITION:** The enemy has captured the opposing forces (OPFOR) element's soldiers, documents, and equipment sensitive to the OPFOR tactical operations.

**STANDARD:** The OPFOR soldiers retain or destroy documents and equipment. The OPFOR element surrenders documents and equipment of no tactical use to the enemy and attempts to conceal or destroy items of tactical value. The OPFOR element attempts escape and evasion. 1. Prevents the successful capture of documents and equipment. 2. Destroys documents and equipment. 3. Removes identifying markings from equipment. 4. Removes unit-identifying insignia. 5. Provides misleading information. 6. Plans an escape. 7. Delays movement to the nearest collection point. 8. Prevents safeguarding of enemy prisoners of war (EPWs) in order to cause embarrassment to the United States (US).

**TASK:** Disrupt a Route Reconnaissance (5-OPFOR-0021)

**CONDITION:** The enemy is conducting a route reconnaissance. The opposing forces (OPFOR) element is positioned along the enemy's route.

**STANDARD:** The OPFOR element attempts to disrupt a squad/section conducting a route reconnaissance. 1. Prevents the unit from meeting its specified time schedule. 2. Forces the unit to deviate from its specified route. 3. Prevents the unit from reaching its assigned destination. 4. Surprises the squad/section. 5. Inflicts casualties on the unit.

**TASK:** Conduct an Attack (5-OPFOR-0008)

**CONDITION:** The enemy is conducting tactical operations. The opposing forces (OPFOR) element receives orders to attack the enemy, the area of occupation, or the main supply route (MSR) with smoke.

**STANDARD:** The OPFOR element disrupts the enemy's movement and smoke operations. 1. Determines the delivery method of the smoke attack. 2. Locates the target. 3. Delivers the smoke attack downwind. 4. Attacks the enemy with smoke, and surge attacks when the enemy responds to the smoke.

**TASK:** Conduct a Raid (5-OPFOR-0004)

**CONDITION:** The opposing forces (OPFOR) element has occupied an objective rally point and has orders to conduct a raid on a combat service support (CSS) base.

**STANDARD:** The OPFOR element infiltrates the enemy's base and destroys all of the targets. 1. Surprises the enemy forces. 2. Assaults the support base and accomplishes the assigned tasks. 3. Destroys the specified equipment and supplies. 4. Avoids being decisively engaged. 5. Withdraws all personnel from the objective areas within the time prescribed. 6. Obtains all priority intelligence requirements (PIR) from the raid site. 7. Sustains only light casualties from enemy fire.

**TASK:** Conduct an Aerial Reconnaissance (5-OPFOR-0010)

**CONDITION:** The opposing forces (OPFOR) headquarters (HQ) element requires intelligence on the locations and identification of enemy elements. An aircraft is dispatched to take photographs and make a visual inspection of the enemy rear area.

**STANDARD:** The OPFOR element gathers photograph intelligence of the enemy. 1. Photographs the assigned sectors. 2. Makes quick visual checks where the ceiling is low. 3. Locates enemy positions in the area, particularly support and storage bases, and command and control (C2) facilities. 4. Sustains no loss of aircraft. 5. Reports priority intelligence requirements (PIR) and other information requirements to the OPFOR HQ.

**TASK:** Defeat Obstacles (5-OPFOR-0009)

**CONDITION:** The opposing forces (OPFOR) element encounters an obstacle that blocks the avenue of approach as it advances upon the enemy forces.

**STANDARD:** The OPFOR element bypasses or breaches the enemy obstacle. 1. Detects the obstacle before halting its main body. 2. Defeats the obstacle. a. Bypasses the obstacle without entering the engagement areas. b. Breaches the obstacle within 45 minutes and passes its entire force through the obstacle. 3. Does not incur degradation to the point that the mission must be discontinued.

**TASK:** Disrupt Construction of Vehicle Fighting Positions (5-OPFOR-0020)

**CONDITION:** The opposing forces (OPFOR) element has located the enemy. The priority intelligence requirements (PIR) and other intelligence obtained by OPFOR patrols indicate the enemy is constructing vehicle fighting positions within its defensive area. The OPFOR element has automatic and antiarmor weapons and light mortars.

**STANDARD:** The OPFOR element attempts to disrupt the enemy's efforts to establish vehicle fighting positions. 1. Locates the defensive area. 2. Surprises the main body. 3. Penetrates the defensive area with squad-size probes. 4. Inflicts casualties on the unit. 5. Destroys vehicles. 6. Disrupts the unit's preparations (prevents or delays beyond the unit's allotted time).

**TASK:** Disrupt an Engineer Reconnaissance (5-OPFOR-0022)

**CONDITION:** The enemy is conducting an engineer reconnaissance. The opposing forces (OPFOR) element is positioned along the enemy's route.

**STANDARD:** The OPFOR element disrupts an engineer reconnaissance. 1. Prevents the unit from meeting its specified time schedule. 2. Forces the unit to deviate from its specified route. 3. Prevents the unit from accomplishing its assigned engineer reconnaissance. 4. Surprises the unit conducting the reconnaissance.

**TASK:** Defend a Minefield (5-OPFOR-0023)

**CONDITION:** The enemy is conducting a minefield sweeping operation. The opposing forces (OPFOR) element has a minefield placed in the enemy's path. The minefield is under constant observation and fire.

**STANDARD:** The OPFOR element defends a minefield against an enemy element conducting a minefield sweeping operation. 1. Prevents the unit from detecting the obstacle. 2. Disrupts the minefield sweeping operation. 3. Prevents the unit from conducting the minefield sweeping operation, prevents the unit from moving all personnel through the breach, or delays the completion of the minefield sweeping operation for more than 45 minutes.

**TASK:** Conduct Terrorist and Saboteur Attacks (5-OPFOR-0005)

**CONDITION:** The opposing forces (OPFOR) element dispatches small teams into the enemy's rear area to disrupt combat service support (CSS) operations.

**STANDARD:** The enemy sustains disrupted command and control (C2), destroyed equipment and supplies, and light casualties. 1. Locates rear support bases and C2 facilities. 2. Delays and disrupts CSS operations through probes. 3. Infiltrates CSS bases to conduct sabotage and terrorist activities. 4. Inflicts light casualties. 5. Destroys supplies and equipment.

**TASK:** Conduct Sniper Operations (5-OPFOR-0006)

**CONDITION:** The opposing forces (OPFOR) element has assigned snipers (regular or irregular elements) in the enemy's rear area along the main supply route (MSR) and near support sites.

**STANDARD:** The OPFOR element kills or wounds targets. 1. Sets up a well-concealed location. 2. Engages vehicle drivers or personnel on foot with short bursts of semiautomatic fire. 3. Kills or wounds selected targets. 4. Prevents the position from being discovered by enemy forces. 5. Evacuates the area without being spotted. 6. Reports all specified priority intelligence requirements (PIR) and other intelligence requirements to the OPFOR headquarters (HQ).

**TASK:** Maintain Contact (5-OPFOR-0003)

**CONDITION:** The opposing forces (OPFOR) element is engaged with enemy base defense forces. The enemy forces are withdrawing under pressure.

**STANDARD:** The OPFOR element maintains enemy contact while the enemy withdraws. 1. Engages the enemy forces decisively. 2. Advances the OPFOR as the enemy forces withdraw. 3. Inflicts heavy casualties. 4. Captures the members of the enemy force. 5. Captures documents and equipment. 6. Safeguards captured documents, equipment, and personnel.

**TASK:** Conduct an Ambush (5-OPFOR-0007)

**CONDITION:** The enemy is moving in a convoy. The opposing forces (OPFOR) element is positioned along the enemy's route.

**STANDARD:** The OPFOR element inflicts casualties on the enemy and causes vehicle and equipment damage. 1. Prepares an ambush site before the element arrives. 2. Surprises march element forces. 3. Inflicts heavy casualties within the designated kill zone. 4. Inflicts heavy damage to vehicles and equipment within the designated kill zone. 5. Delays the march element from reaching a specified destination for a specified period of time. 6. Withdraws on order. 7. Sustains no casualties. 8. Reports actions to superiors.

**TASK:** Disrupt a Net Control Station (NCS) (5-OPFOR-0019)

**CONDITION:** The enemy has established a NCS. The opposing forces (OPFOR) element has radio and jamming equipment.

**STANDARD:** The OPFOR element attempts to disrupt an NCS. 1. Attempts to locate the radio frequency that the unit is operating on. 2. Attempts to enter the radio net. 3. Attempts to issue "bogus" orders to a unit on the net. 4. Jams the radio frequency and forces the unit to go to an alternate frequency.

**TASK:** Disrupt Defensive Preparations (5-OPFOR-0018)

**CONDITION:** The opposing forces (OPFOR) element has located the enemy. Priority intelligence requirements (PIR) and other intelligence requirements obtained by OPFOR patrols indicate that the enemy elements are establishing defensive positions. The OPFOR element has automatic and antiarmor weapons and light mortars.

**STANDARD:** The OPFOR element disrupts and delays the enemy's defensive preparations. 1. Locates and penetrates the enemy's security system. 2. Forces the enemy to delay defensive preparations. 3. Disrupts the enemy's obstacle preparations.

**TASK:** Disrupt Enemy Movement and Operations Using Tactical Nuclear Weapons (5-OPFOR-0016)

**CONDITION:** The opposing forces (OPFOR) element has located the enemy. Priority intelligence requirements (PIR) and other intelligence requirements have been obtained by OPFOR patrols. Tactical nuclear weapons are employed against key locations in the rear area.

**STANDARD:** The OPFOR element disrupts enemy movement and operations. 1. Disrupts or delays the movement of the enemy's equipment and supplies to the forward areas. 2. Destroys enemy equipment and supplies. 3. Inflicts a high rate of nuclear casualties among the enemy forces. 4. Denies the enemy the use of specified areas. 5. Contaminates the enemy's equipment and supplies.

**TASK:** Disrupt Quartering Party Operations (5-OPFOR-0017)

**CONDITION:** The enemy is conducting quartering party operations. It has established an assembly area (AA) but has not moved in the main body.

**STANDARD:** The opposing forces (OPFOR) element attempts to disrupt quartering party operations and infiltrate the enemy's AA. 1. Locates the quartering party and the AA. 2. Surprises the main body. 3. Penetrates the AA with squad-size probes. 4. Inflicts personnel casualties and vehicle damage. 5. Disrupts the unit's preparations (prevents or delays beyond the unit's allotted time).

**TASK:** Disrupt Enemy Movement and Operations Using Persistent and Nonpersistent Chemical Weapons (5-OPFOR-0015)

**CONDITION:** The opposing forces (OPFOR) element has located the enemy. Priority intelligence requirements (PIR) and other intelligence requirements have been obtained by OPFOR patrols. The OPFOR units deliver chemical agents, by means of conventional artillery weapons or aircraft, along selected supply routes and key bases in the rear area.

**STANDARD:** The OPFOR element disrupts enemy movement and operations using persistent and nonpersistent chemical weapons. 1. Delivers chemical agents in low and densely wooded areas. 2. Delays the movement of enemy supplies and equipment to the forward areas. 3. Restricts the movement of the enemy units in the rear area. 4. Channels the movement of enemy units into predesignated ambush areas. 5. Contaminates enemy supplies and equipment. 6. Inflicts a high rate of casualties on enemy forces.

**TASK:** Disrupt Movement (5-OPFOR-0014)

**CONDITION:** The enemy is expected to move through the opposing forces (OPFOR) element's area of operations. The OPFOR element has received an operation order (OPORD) or fragmentary order (FRAGO) to disrupt enemy movement. The enemy has the capability to defend with direct fire and antiarmor weapons.

**STANDARD:** The OPFOR element delays enemy movement. 1. Delays the element. 2. Forces the element to deviate from its route. 3. Prevents the element from reaching its destination. 4. Surprises the element's main body.

**TASK:** Counter Passage of Lines (5-OPFOR-0012)

**CONDITION:** Enemy forces are in defensive positions, but they are expected to attempt passage-of-lines operations. The opposing forces (OPFOR) received orders to disrupt enemy passage-of-lines operations.

**STANDARD:** The OPFOR element delays or prevents enemy passage of lines. 1. Delays the passage. 2. Prevents the company from moving all personnel through the stationary unit. 3. Engages the main body of either the moving or the stationary unit.

**TASK:** Disrupt Assembly Area (AA) Activities (5-OPFOR-0013)

**CONDITION:** Intelligence reports indicate that platoon- and company-size enemy units are operating in the opposing forces (OPFOR) area of operations. Enemy units can defend from AAs with direct fire, antiarmor weapons, and indirect fire. The enemy has close air support (CAS) and nuclear, biological, and chemical (NBC) capabilities.

**STANDARD:** The OPFOR element locates and disrupts the enemy's AA activities. 1. Locates the element's AA. 2. Probes the AA with squad- or team-size elements. 3. Inflicts more than 5 percent casualties on the element. 4. Disrupts the element's preparations (prevents or delays beyond the element's allotted time).

**TASK:** Attack (5-OPFOR-0001)

**CONDITION:** The opposing forces (OPFOR) element has located the enemy. The priority intelligence requirements (PIR) and other intelligence requirements have been obtained by OPFOR patrols. The OPFOR element has automatic and antiarmor weapons and light mortars.

**STANDARD:** The OPFOR element attempts to seize the terrain, vehicles, or equipment. 1. Develops an attack plan. 2. Surprises the enemy unit's main body. 3. Initiates the attack using a scheme of maneuver that exploits the enemy's flanks, gaps, and weaknesses. 4. Uses covered and concealed routes to approach the enemy forces' flanks, gaps, or weakly held areas. 5. Employs indirect fire to support the attack. 6. Penetrates enemy defenses. 7. Destroys equipment and supplies. 8. Inflicts heavy casualties. 9. Isolates the combat service support (CSS) base by blocking reinforcements. 10. Forces enemy units to displace. 11. Avoids being fixed in one position. 12. Withdraws before the CSS base is reinforced with tactical combat forces.

**TASK:** Conduct Air Attacks (5-OPFOR-0002)

**CONDITION:** The opposing forces (OPFOR) element in the rear area has forwarded the positions of the enemy support sites or the locations of moving elements. The OPFOR aircraft have been dispatched to attack enemy installations or convoys.

**STANDARD:** The OPFOR element attempts to delay, disrupt, or damage the enemy targets by air. 1. Locates the target (support sites or convoys). 2. Makes attack runs on the designated targets. 3. Inflicts heavy damage to the selected target. 4. Sustains no loss of aircraft. 5. Delays moving the force for more than one hour.



**ELEMENTS:** Company  
 Company Headquarters  
 Maintenance Section  
 Combat Medical Section

**TASK:** Conduct Unit-Level Maintenance Operations (43-2-0001.05-T01A)  
 (FM 4-30.3) (AR 220-1) (AR 385-40)  
 (AR 700-138) (AR 750-1) (DA PAM 738-750)  
 (FM 9-43-2)

**ITERATION:** 1 2 3 4 5 M (Circle)

**COMMANDER/LEADER ASSESSMENT:** T P U (Circle)

**CONDITIONS:** The element maintenance personnel receive requests to repair the inoperative organic equipment. The element maintenance area is established. The required tools, equipment, and personnel are available. Operators are performing preventive-maintenance checks and services (PMCS) on the equipment. Recovery operations with injured operators on board may be required. The element's tactical standing operating procedure (TACSOP) is available. Element maintenance is a continuous task and is performed simultaneously with other internal support and operational tasks. Digital elements have performed functionality checks, and systems are operational. Some iterations of this task should be performed in MOPP4.

**TASK STANDARDS:** The element's vehicles and equipment are maintained according to the appropriate technical manuals (TMs) and the commander's guidance. Digital elements send and receive reports using frequency-modulated (FM) or digital means. The time required to perform this task is increased when conducting it in mission-oriented protection posture (MOPP) 4.

TASK STEPS AND PERFORMANCE MEASURES	GO	NO-GO
<ul style="list-style-type: none"> <li>* 1. The element commander directs the element's maintenance program.                             <ul style="list-style-type: none"> <li>a. Supervised the implementation of the unit's maintenance program for compliance with the commander's guidance and the TACSOP.</li> <li>b. Identified the company operational levels by reviewing the vehicle and equipment status reports.</li> <li>c. Approved the use of controlled exchanges when the required repair parts were not available.</li> <li>d. Approved repairs using the battle damage assessment and repair (BDAR) procedures when the established repair procedures could not be used.</li> <li>e. Checked the material condition status report (MCSR) for accuracy and completeness.</li> <li>f. Identified the current or anticipated maintenance problems to minimize their impact on the element's readiness.</li> <li>g. Coordinated the resolution of maintenance problems with the battalion maintenance officer (BMO).</li> <li>h. Forwarded the MCSR to the BMO.</li> <li>i. Conducted periodic inspections of personnel and equipment to ensure that the safety program was enforced.</li> </ul> </li> <li>* 2. Section leaders supervise operator maintenance.                             <ul style="list-style-type: none"> <li>a. Monitored PMCS performance for compliance with the appropriate TMs and the commander's guidance.</li> <li>b. Inspected personnel and equipment to ensure compliance with the safety program.</li> <li>c. Coordinated maintenance assistance with the motor sergeant.</li> </ul> </li> </ul>		

TASK STEPS AND PERFORMANCE MEASURES	GO	NO-GO
<ul style="list-style-type: none"> <li>d. Monitored the supply of the repair parts for the platoon's equipment to ensure that the repair parts were on order.</li> <li>e. Requested approval for the BDAR through the motor sergeant.</li> <li>f. Maintained the maintenance status of vehicles, weapons, and equipment.</li> <li>g. Provided input for the MCSR to the commander.</li> </ul> <p>3. Company personnel perform operator maintenance.</p> <ul style="list-style-type: none"> <li>a. Performed PMCS according to the appropriate TMs.</li> <li>b. Notified the supervisor of any maintenance problems beyond the operator's capability.</li> <li>c. Requested approval for the BDAR through the platoon leader when the established repair procedures could not be used.</li> <li>d. Performed the BDAR according to the appropriate BDAR manual.</li> <li>e. Assisted the unit's maintenance personnel with the repairs and services.</li> </ul> <p>* 4. The motor sergeant supervises the unit's maintenance personnel.</p> <ul style="list-style-type: none"> <li>a. Organized the element's maintenance personnel to perform element-maintenance activities.</li> <li>b. Supervised The Army Maintenance Management System (TAMMS) and the prescribed load list (PLL) procedures for completeness and accuracy.</li> <li>c. Supervised the repair and inspection procedures to ensure that they were done safely and according to the appropriate references.</li> <li>d. Requested approval for the BDAR from the commander when the established repair procedures could not be used.</li> <li>e. Supervised the BDAR procedures to ensure that they were done according to the appropriate BDAR manuals.</li> <li>f. Requested approval for controlled exchanges from the commander when the required repair parts were not available.</li> <li>g. Supervised the use of controlled exchanges for compliance with the commander's guidance.</li> <li>h. Notified the platoon or section leaders upon completion of the repairs.</li> <li>i. Supervised the recovery operations to ensure that the correct recovery and safety procedures were used.</li> <li>j. Supervised the Army Oil Analysis Program (AOAP) procedures to ensure that the testing of oil samples was done at the required intervals.</li> <li>k. Coordinated the maintenance status with the platoon leader.</li> <li>l. Provided the unit's maintenance status to the commander.</li> </ul> <p>5. Unit maintenance personnel repair organic equipment.</p> <ul style="list-style-type: none"> <li>a. Diagnosed faults on the inoperative equipment.</li> <li>b. Requested the required repair parts from the PLL clerk.</li> <li>c. Repaired the equipment according to applicable TMs.</li> <li>d. Requested approval for the BDAR through the motor sergeant when the established repair parts were not available.</li> <li>e. Performed the BDAR according to the appropriate BDAR manual.</li> <li>f. Requested approval for controlled exchanges through the motor sergeant when the required repair parts were not available.</li> <li>g. Performed controlled exchanges.</li> <li>h. Performed a final inspection to ensure quality control of repairs.</li> <li>i. Employed safety procedures to minimize accidents.</li> </ul> <p>6. Unit maintenance personnel conduct transactions with support maintenance.</p> <ul style="list-style-type: none"> <li>a. Identified the category of the repair as direct support or higher.</li> <li>b. Corrected unit-level deficiencies.</li> <li>c. Prepared the required documentation for submission to support maintenance.</li> </ul>		

TASK STEPS AND PERFORMANCE MEASURES	GO	NO-GO
<ul style="list-style-type: none"> <li>d. Evacuated the equipment to support maintenance.</li> <li>e. Verified the completion of repairs.</li> <li>f. Picked up the equipment upon the completion of repairs.</li>   <li>7. Unit maintenance personnel perform administrative-support functions.                             <ul style="list-style-type: none"> <li>a. Maintained the PLL.</li> <li>b. Requested repair parts for the element's equipment.</li> <li>c. Turned in unserviceable, repairable items.</li> <li>d. Maintained technical publications on all organic equipment.</li> </ul> </li>   <li>8. Unit maintenance personnel recover disabled vehicles.                             <ul style="list-style-type: none"> <li>a. Verified the location of the disabled vehicle.</li> <li>b. Identified the best route to the vehicle, given the tactical situation.</li> <li>c. Coordinated the indirect-fire support along the route with the Intelligence Officer (US Army) (S2) and the Operations and Training Officer (US Army) (S3).</li> <li>d. Maintained security while en route to the recovery site.</li> <li>e. Established local security at the recovery site.</li> <li>f. Removed casualties from vehicles.</li> <li>g. Treated casualties.</li> <li>h. Requested medical assistance, if required.</li> <li>i. Evacuated casualties, if required.</li> <li>j. Performed a battle damage assessment to determine if repairs were required.</li> <li>k. Performed repairs and the BDAR on site, if possible.</li> <li>l. Recovered nonrepairable equipment back to the unit's maintenance area according to the established recovery procedures.</li> <li>m. Requested the disposition of unrecoverable equipment from the commander.</li> <li>n. Conducted salvage operations to remove all usable equipment.</li> <li>o. Prepared vehicles for destruction according to the TACSOP.</li> </ul> </li> </ul>		

TASK PERFORMANCE / EVALUATION SUMMARY BLOCK							
ITERATION	1	2	3	4	5	M	TOTAL
TOTAL TASK STEPS EVALUATED							
TOTAL TASK STEPS "GO"							
TRAINING STATUS "GO"/"NO-GO"							

"\*" indicates a leader task step.

**SUPPORTING INDIVIDUAL TASKS: NONE**

**SUPPORTING COLLECTIVE TASKS: NONE**

**OPFOR TASKS AND STANDARDS**

**TASK:** Disrupt a Route Reconnaissance (5-OPFOR-0021)

**CONDITION:** The enemy is conducting a route reconnaissance. The opposing forces (OPFOR) element is positioned along the enemy's route.

**STANDARD:** The OPFOR element attempts to disrupt a squad/section conducting a route reconnaissance. 1. Prevents the unit from meeting its specified time schedule. 2. Forces the unit to deviate from its specified route. 3. Prevents the unit from reaching its assigned destination. 4. Surprises the squad/section. 5. Inflicts casualties on the unit.

**TASK:** Conduct an Attack (5-OPFOR-0008)

**CONDITION:** The enemy is conducting tactical operations. The opposing forces (OPFOR) element receives orders to attack the enemy, the area of occupation, or the main supply route (MSR) with smoke.

**STANDARD:** The OPFOR element disrupts the enemy's movement and smoke operations. 1. Determines the delivery method of the smoke attack. 2. Locates the target. 3. Delivers the smoke attack downwind. 4. Attacks the enemy with smoke, and surge attacks when the enemy responds to the smoke.

**TASK:** Conduct a Raid (5-OPFOR-0004)

**CONDITION:** The opposing forces (OPFOR) element has occupied an objective rally point and has orders to conduct a raid on a combat service support (CSS) base.

**STANDARD:** The OPFOR element infiltrates the enemy's base and destroys all of the targets. 1. Surprises the enemy forces. 2. Assaults the support base and accomplishes the assigned tasks. 3. Destroys the specified equipment and supplies. 4. Avoids being decisively engaged. 5. Withdraws all personnel from the objective areas within the time prescribed. 6. Obtains all priority intelligence requirements (PIR) from the raid site. 7. Sustains only light casualties from enemy fire.

**TASK:** Conduct an Aerial Reconnaissance (5-OPFOR-0010)

**CONDITION:** The opposing forces (OPFOR) headquarters (HQ) element requires intelligence on the locations and identification of enemy elements. An aircraft is dispatched to take photographs and make a visual inspection of the enemy rear area.

**STANDARD:** The OPFOR element gathers photograph intelligence of the enemy. 1. Photographs the assigned sectors. 2. Makes quick visual checks where the ceiling is low. 3. Locates enemy positions in the area, particularly support and storage bases, and command and control (C2) facilities. 4. Sustains no loss of aircraft. 5. Reports priority intelligence requirements (PIR) and other information requirements to the OPFOR HQ.

**TASK:** Defeat Obstacles (5-OPFOR-0009)

**CONDITION:** The opposing forces (OPFOR) element encounters an obstacle that blocks the avenue of approach as it advances upon the enemy forces.

**STANDARD:** The OPFOR element bypasses or breaches the enemy obstacle. 1. Detects the obstacle before halting its main body. 2. Defeats the obstacle. a. Bypasses the obstacle without entering the engagement areas. b. Breaches the obstacle within 45 minutes and passes its entire force through the obstacle. 3. Does not incur degradation to the point that the mission must be discontinued.

**TASK:** Disrupt Construction of Vehicle Fighting Positions (5-OPFOR-0020)

**CONDITION:** The opposing forces (OPFOR) element has located the enemy. The priority intelligence requirements (PIR) and other intelligence obtained by OPFOR patrols indicate the enemy is constructing vehicle fighting positions within its defensive area. The OPFOR element has automatic and antiarmor weapons and light mortars.

**STANDARD:** The OPFOR element attempts to disrupt the enemy's efforts to establish vehicle fighting positions. 1. Locates the defensive area. 2. Surprises the main body. 3. Penetrates the defensive area with squad-size probes. 4. Inflicts casualties on the unit. 5. Destroys vehicles. 6. Disrupts the unit's preparations (prevents or delays beyond the unit's allotted time).

**TASK:** Disrupt an Engineer Reconnaissance (5-OPFOR-0022)

**CONDITION:** The enemy is conducting an engineer reconnaissance. The opposing forces (OPFOR) element is positioned along the enemy's route.

**STANDARD:** The OPFOR element disrupts an engineer reconnaissance. 1. Prevents the unit from meeting its specified time schedule. 2. Forces the unit to deviate from its specified route. 3. Prevents the unit from accomplishing its assigned engineer reconnaissance. 4. Surprises the unit conducting the reconnaissance.

**TASK:** Defend a Minefield (5-OPFOR-0023)

**CONDITION:** The enemy is conducting a minefield sweeping operation. The opposing forces (OPFOR) element has a minefield placed in the enemy's path. The minefield is under constant observation and fire.

**STANDARD:** The OPFOR element defends a minefield against an enemy element conducting a minefield sweeping operation. 1. Prevents the unit from detecting the obstacle. 2. Disrupts the minefield sweeping operation. 3. Prevents the unit from conducting the minefield sweeping operation, prevents the unit from moving all personnel through the breach, or delays the completion of the minefield sweeping operation for more than 45 minutes.

**TASK:** Conduct Terrorist and Saboteur Attacks (5-OPFOR-0005)

**CONDITION:** The opposing forces (OPFOR) element dispatches small teams into the enemy's rear area to disrupt combat service support (CSS) operations.

**STANDARD:** The enemy sustains disrupted command and control (C2), destroyed equipment and supplies, and light casualties. 1. Locates rear support bases and C2 facilities. 2. Delays and disrupts CSS operations through probes. 3. Infiltrates CSS bases to conduct sabotage and terrorist activities. 4. Inflicts light casualties. 5. Destroys supplies and equipment.

**TASK:** Conduct Sniper Operations (5-OPFOR-0006)

**CONDITION:** The opposing forces (OPFOR) element has assigned snipers (regular or irregular elements) in the enemy's rear area along the main supply route (MSR) and near support sites.

**STANDARD:** The OPFOR element kills or wounds targets. 1. Sets up a well-concealed location. 2. Engages vehicle drivers or personnel on foot with short bursts of semiautomatic fire. 3. Kills or wounds selected targets. 4. Prevents the position from being discovered by enemy forces. 5. Evacuates the area without being spotted. 6. Reports all specified priority intelligence requirements (PIR) and other intelligence requirements to the OPFOR headquarters (HQ).

**TASK:** Maintain Contact (5-OPFOR-0003)

**CONDITION:** The opposing forces (OPFOR) element is engaged with enemy base defense forces. The enemy forces are withdrawing under pressure.

**STANDARD:** The OPFOR element maintains enemy contact while the enemy withdraws. 1. Engages the enemy forces decisively. 2. Advances the OPFOR as the enemy forces withdraw. 3. Inflicts heavy casualties. 4. Captures the members of the enemy force. 5. Captures documents and equipment. 6. Safeguards captured documents, equipment, and personnel.

**TASK:** Conduct an Ambush (5-OPFOR-0007)

**CONDITION:** The enemy is moving in a convoy. The opposing forces (OPFOR) element is positioned along the enemy's route.

**STANDARD:** The OPFOR element inflicts casualties on the enemy and causes vehicle and equipment damage. 1. Prepares an ambush site before the element arrives. 2. Surprises march element forces. 3. Inflicts heavy casualties within the designated kill zone. 4. Inflicts heavy damage to vehicles and equipment within the designated kill zone. 5. Delays the march element from reaching a specified destination for a specified period of time. 6. Withdraws on order. 7. Sustains no casualties. 8. Reports actions to superiors.

**TASK:** Surrender to the Capturing Unit on the Battlefield (5-OPFOR-0024)

**CONDITION:** The enemy has captured the opposing forces (OPFOR) element's soldiers, documents, and equipment sensitive to the OPFOR tactical operations.

**STANDARD:** The OPFOR soldiers retain or destroy documents and equipment. The OPFOR element surrenders documents and equipment of no tactical use to the enemy and attempts to conceal or destroy items of tactical value. The OPFOR element attempts escape and evasion. 1. Prevents the successful capture of documents and equipment. 2. Destroys documents and equipment. 3. Removes identifying markings from equipment. 4. Removes unit-identifying insignia. 5. Provides misleading information. 6. Plans an escape. 7. Delays movement to the nearest collection point. 8. Prevents safeguarding of enemy prisoners of war (EPWs) in order to cause embarrassment to the United States (US).

**TASK:** Disrupt a Net Control Station (NCS) (5-OPFOR-0019)

**CONDITION:** The enemy has established a NCS. The opposing forces (OPFOR) element has radio and jamming equipment.

**STANDARD:** The OPFOR element attempts to disrupt an NCS. 1. Attempts to locate the radio frequency that the unit is operating on. 2. Attempts to enter the radio net. 3. Attempts to issue "bogus" orders to a unit on the net. 4. Jams the radio frequency and forces the unit to go to an alternate frequency.

**TASK:** Disrupt Defensive Preparations (5-OPFOR-0018)

**CONDITION:** The opposing forces (OPFOR) element has located the enemy. Priority intelligence requirements (PIR) and other intelligence requirements obtained by OPFOR patrols indicate that the enemy elements are establishing defensive positions. The OPFOR element has automatic and antiarmor weapons and light mortars.

**STANDARD:** The OPFOR element disrupts and delays the enemy's defensive preparations. 1. Locates and penetrates the enemy's security system. 2. Forces the enemy to delay defensive preparations. 3. Disrupts the enemy's obstacle preparations.

**TASK:** Disrupt Enemy Movement and Operations Using Tactical Nuclear Weapons (5-OPFOR-0016)

**CONDITION:** The opposing forces (OPFOR) element has located the enemy. Priority intelligence requirements (PIR) and other intelligence requirements have been obtained by OPFOR patrols. Tactical nuclear weapons are employed against key locations in the rear area.

**STANDARD:** The OPFOR element disrupts enemy movement and operations. 1. Disrupts or delays the movement of the enemy's equipment and supplies to the forward areas. 2. Destroys enemy equipment and supplies. 3. Inflicts a high rate of nuclear casualties among the enemy forces. 4. Denies the enemy the use of specified areas. 5. Contaminates the enemy's equipment and supplies.

**TASK:** Disrupt Quartering Party Operations (5-OPFOR-0017)

**CONDITION:** The enemy is conducting quartering party operations. It has established an assembly area (AA) but has not moved in the main body.

**STANDARD:** The opposing forces (OPFOR) element attempts to disrupt quartering party operations and infiltrate the enemy's AA. 1. Locates the quartering party and the AA. 2. Surprises the main body. 3. Penetrates the AA with squad-size probes. 4. Inflicts personnel casualties and vehicle damage. 5. Disrupts the unit's preparations (prevents or delays beyond the unit's allotted time).

**TASK:** Disrupt Enemy Movement and Operations Using Persistent and Nonpersistent Chemical Weapons (5-OPFOR-0015)

**CONDITION:** The opposing forces (OPFOR) element has located the enemy. Priority intelligence requirements (PIR) and other intelligence requirements have been obtained by OPFOR patrols. The OPFOR units deliver chemical agents, by means of conventional artillery weapons or aircraft, along selected supply routes and key bases in the rear area.

**STANDARD:** The OPFOR element disrupts enemy movement and operations using persistent and nonpersistent chemical weapons. 1. Delivers chemical agents in low and densely wooded areas. 2. Delays the movement of enemy supplies and equipment to the forward areas. 3. Restricts the movement of the enemy units in the rear area. 4. Channels the movement of enemy units into predesignated ambush areas. 5. Contaminates enemy supplies and equipment. 6. Inflicts a high rate of casualties on enemy forces.

**TASK:** Disrupt Movement (5-OPFOR-0014)

**CONDITION:** The enemy is expected to move through the opposing forces (OPFOR) element's area of operations. The OPFOR element has received an operation order (OPORD) or fragmentary order (FRAGO) to disrupt enemy movement. The enemy has the capability to defend with direct fire and antiarmor weapons.

**STANDARD:** The OPFOR element delays enemy movement. 1. Delays the element. 2. Forces the element to deviate from its route. 3. Prevents the element from reaching its destination. 4. Surprises the element's main body.

**TASK:** Counter Passage of Lines (5-OPFOR-0012)

**CONDITION:** Enemy forces are in defensive positions, but they are expected to attempt passage-of-lines operations. The opposing forces (OPFOR) received orders to disrupt enemy passage-of-lines operations.

**STANDARD:** The OPFOR element delays or prevents enemy passage of lines. 1. Delays the passage. 2. Prevents the company from moving all personnel through the stationary unit. 3. Engages the main body of either the moving or the stationary unit.

**TASK:** Disrupt Assembly Area (AA) Activities (5-OPFOR-0013)

**CONDITION:** Intelligence reports indicate that platoon- and company-size enemy units are operating in the opposing forces (OPFOR) area of operations. Enemy units can defend from AAs with direct fire, antiarmor weapons, and indirect fire. The enemy has close air support (CAS) and nuclear, biological, and chemical (NBC) capabilities.

**STANDARD:** The OPFOR element locates and disrupts the enemy's AA activities. 1. Locates the element's AA. 2. Probes the AA with squad- or team-size elements. 3. Inflicts more than 5 percent casualties on the element. 4. Disrupts the element's preparations (prevents or delays beyond the element's allotted time).

**TASK:** Attack (5-OPFOR-0001)

**CONDITION:** The opposing forces (OPFOR) element has located the enemy. The priority intelligence requirements (PIR) and other intelligence requirements have been obtained by OPFOR patrols. The OPFOR element has automatic and antiarmor weapons and light mortars.

**STANDARD:** The OPFOR element attempts to seize the terrain, vehicles, or equipment. 1. Develops an attack plan. 2. Surprises the enemy unit's main body. 3. Initiates the attack using a scheme of maneuver that exploits the enemy's flanks, gaps, and weaknesses. 4. Uses covered and concealed routes to approach the enemy forces' flanks, gaps, or weakly held areas. 5. Employs indirect fire to support the attack. 6. Penetrates enemy defenses. 7. Destroys equipment and supplies. 8. Inflicts heavy casualties. 9. Isolates the combat service support (CSS) base by blocking reinforcements. 10. Forces enemy units to displace. 11. Avoids being fixed in one position. 12. Withdraws before the CSS base is reinforced with tactical combat forces.

**TASK:** Conduct Air Attacks (5-OPFOR-0002)

**CONDITION:** The opposing forces (OPFOR) element in the rear area has forwarded the positions of the enemy support sites or the locations of moving elements. The OPFOR aircraft have been dispatched to attack enemy installations or convoys.

**STANDARD:** The OPFOR element attempts to delay, disrupt, or damage the enemy targets by air. 1. Locates the target (support sites or convoys). 2. Makes attack runs on the designated targets. 3. Inflicts heavy damage to the selected target. 4. Sustains no loss of aircraft. 5. Delays moving the force for more than one hour.





TASK STEPS AND PERFORMANCE MEASURES	GO	NO-GO
<p>(4) Extreme weather conditions on the employment of conventional and scatterable mines.</p> <p>c. Identified the terrain for--</p> <p>(1) Observation or fields of fire. Analyzed the impact of observation or fields of fire on obstacle placement (both friendly and enemy). Determined what items, buildings, and/or vegetation needed to be cleared to improve observation.</p> <p>(2) Cover and concealment. Identified concealed locations for engineer equipment and materials, especially during breaching and river crossing operations. Identified possible combat trails offering cover and concealment from enemy ground, air, and satellite surveillance.</p> <p>(3) Obstacles. Identified existing, natural, and man-made obstacles and their impact on maneuver, avenues of approach, and the placement of reinforcing obstacles. Evaluated these with respect to friendly and enemy maneuver and the type of unit.</p> <p>(4) Key or decisive terrain. Determined potential engineer tasks required to facilitate friendly control or deny enemy control.</p> <p>(5) Avenues of approach. Identified friendly and enemy mobility corridors and avenues of approach based on the unit. Evaluated engineer actions to enhance or hinder movement on these avenues of approach.</p> <p>d. Identified other characteristics important to the engineer plan.</p> <p>e. Coordinated with the supported unit's Intelligence Officer (US Army) (S2) to develop the enemy situation by providing input about the enemy's engineer capability.</p> <p>(1) Estimated the strength of the enemy's engineer units, including any information (confirmed, suspected, or based on doctrinal techniques) concerning reinforcement to organic enemy engineers from higher enemy echelons.</p> <p>(2) Determined the location of the enemy's engineer units and other units having engineer-related capability, including helicopters and artillery units with remotely delivered mine capability.</p> <p>(3) Assessed the enemy's capabilities for breaching, gap crossing, obstacle emplacement, survivability, and emplacement of remotely delivered mines from aircraft or artillery.</p> <p>(4) Evaluated current significant activities, including engineer battlefield tactics and techniques, to identify weaknesses and strengths.</p> <p>(5) Predicted the possible and most likely COAs by the enemy and the impact of the enemy engineer situation on these COAs.</p> <p>(6) Created templates of the location of enemy obstacles (to include scatterable minefields) based on available intelligence and doctrinal templates.</p> <p>(7) Created templates of the location of the enemy's engineer assets within the enemy's formation for offensive operations.</p> <p>f. Evaluated his own situation.</p> <p>(1) Identified the present disposition of major tactical elements, possible COAs, and current and projected operations.</p> <p>(2) Identified the disposition of logistics units and facilities supporting engineer operations, levels of engineer Class IV and Class V items, and the availability of transportation assets.</p> <p>(3) Identified the present disposition and capabilities of the elements, and estimated the completion times of the current tasks and the combat-support units required to assist with engineer tasks (especially scatterable mines).</p>		

TASK STEPS AND PERFORMANCE MEASURES	GO	NO-GO
<p>* 3. The element leader develops at least two separate COAs to accomplish the mission, or develops an engineer plan as part of each COA under development by the maneuver force.</p> <ul style="list-style-type: none"> <li>a. Identified all tasks and the necessary resources to accomplish them for each location or each supported unit. Calculated countermobility capabilities based on the platoon, the time available, and unit planning factors (used planning factors in Field Manual [FM] 20-32, only if unit planning factors were unknown). Included the use of scatterable-mine-laying systems in capability calculations. <ul style="list-style-type: none"> <li>(1) Computed blade hours using known data. If actual data was not available, used planning factors in FM 5-34, FM 5-102, or FM 5-103.</li> <li>(2) Computed the element hours.</li> <li>(3) Identified any unique or special equipment requirements.</li> <li>(4) Identified supply requirements by class of supply and specific items.</li> </ul> </li> <li>b. Determined task priorities based on guidance received from the higher commander.</li> <li>c. Allocated engineer forces to-- <ul style="list-style-type: none"> <li>(1) Meet the guidance of the higher commander.</li> <li>(2) Accomplish all tasks.</li> <li>(3) Employ assets efficiently with no wasted squad or equipment time.</li> </ul> </li> </ul> <p>* 4. The element leader analyzes each COA.</p> <ul style="list-style-type: none"> <li>a. War-gamed the engineer plan for each COA against the anticipated enemy actions and reactions. Evaluated the plan against the significant factors impacting on it.</li> <li>b. Determined shortfalls by comparing resource requirements with available assets.</li> <li>c. Reduced shortfalls by establishing priorities, sequencing activities, selecting alternate methods, and altering the engineer plan as necessary, until the requirement was within plus or minus 10 percent of available resources.</li> </ul> <p>NOTE: If the engineer plan cannot meet the minimum critical maneuver requirements, then it is not feasible and the plan is invalid. The commander must recognize this and formulate a new plan, starting with Subtask 3.</p> <p>* 5. The element leader compares each COA and selects the one to best accomplish the mission.</p> <ul style="list-style-type: none"> <li>a. Determined the selection technique to use in the comparison.</li> <li>b. Used the significant factors identified in Subtask 3a.</li> <li>c. Selected the best COA based on subjective judgment along with numerical techniques.</li> </ul> <p>NOTE: The commander may use numerical factors in his selection technique; however, the final decision is not based solely on simple mathematics.</p> <p>* 6. The element leader states his decision to his subordinates.</p> <ul style="list-style-type: none"> <li>a. Determined the company's task organization and allocated resources.</li> <li>b. Summarized resource requirements by element hours, equipment, and logistics, for each location or each supported unit.</li> <li>c. Assigned each task to a subordinate element.</li> </ul> <p>* 7. The element leader recommends a COA to the supported maneuver commander.</p> <ul style="list-style-type: none"> <li>a. Stated which COA can best be supported from the engineer perspective.</li> <li>b. Identified major deficiencies that the maneuver commander must remedy, including recommendations for eliminating or reducing them.</li> </ul>		

TASK STEPS AND PERFORMANCE MEASURES	GO	NO-GO
c. Recommended the command or support relationships and task organization as necessary, tasks to be directed to subordinate elements, and priorities for engineer support.		

TASK PERFORMANCE / EVALUATION SUMMARY BLOCK							
ITERATION	1	2	3	4	5	M	TOTAL
TOTAL TASK STEPS EVALUATED							
TOTAL TASK STEPS "GO"							
TRAINING STATUS "GO"/"NO-GO"							

"\*" indicates a leader task step.

**SUPPORTING INDIVIDUAL TASKS**

Task Number	Task Title	References
052-195-4050	Prepare Engineer Estimates	STP 5-12B24-SM-TG

**SUPPORTING COLLECTIVE TASKS**

Task Number	Task Title	References
03-2-3008.05-T01A	Conduct a Radiological, Chemical, or Biological Reconnaissance or Survey	ARTEP 5-025-66-MTP
		ARTEP 5-026-34-MTP
		ARTEP 5-027-10-MTP
		ARTEP 5-027-35-MTP
		ARTEP 5-053-11-MTP
		ARTEP 5-053-12-MTP
		ARTEP 5-053-35-MTP
		ARTEP 5-063-10-MTP
		ARTEP 5-063-11-MTP
		ARTEP 5-063-35-MTP
		ARTEP 5-113-11-MTP
		ARTEP 5-113-12-MTP
		ARTEP 5-113-35-MTP
		ARTEP 5-145-32-MTP
		ARTEP 5-155-66-MTP
		ARTEP 5-156-34-MTP
		ARTEP 5-157-10-MTP
		ARTEP 5-157-35-MTP
		ARTEP 5-215-66-MTP
		ARTEP 5-216-34-MTP
		ARTEP 5-217-10-MTP
		ARTEP 5-217-35-MTP
		ARTEP 5-335-60-MTP
		ARTEP 5-335-65-MTP
		ARTEP 5-335-70-MTP
		ARTEP 5-336-34-MTP
		ARTEP 5-337-10-MTP
		ARTEP 5-337-35-MTP
		ARTEP 5-402-68-MTP
		ARTEP 5-412-68-MTP
		ARTEP 5-412-69-MTP

**SUPPORTING COLLECTIVE TASKS**

<b>Task Number</b>	<b>Task Title</b>	<b>References</b>
		ARTEP 5-413-35-MTP
		ARTEP 5-416-14-MTP
		ARTEP 5-416-34-MTP
		ARTEP 5-417-13-MTP
		ARTEP 5-417-17-MTP
		ARTEP 5-417-35-MTP
		ARTEP 5-423-11-MTP
		ARTEP 5-423-35-MTP
		ARTEP 5-424-35-MTP
		ARTEP 5-425-66-MTP
		ARTEP 5-426-34-MTP
		ARTEP 5-427-10-MTP
		ARTEP 5-427-35-MTP
		ARTEP 5-434-35-MTP
		ARTEP 5-435-66-MTP
		ARTEP 5-435-67-MTP
		ARTEP 5-436-35-MTP
		ARTEP 5-436-37-MTP
		ARTEP 5-437-10-MTP
		ARTEP 5-437-11-MTP
		ARTEP 5-437-36-MTP
		ARTEP 5-437-38-MTP
		ARTEP 5-443-35-MTP
		ARTEP 5-445-64-MTP
		ARTEP 5-445-66-MTP
		ARTEP 5-446-34-MTP
		ARTEP 5-446-36-MTP
		ARTEP 5-447-10-MTP
		ARTEP 5-447-11-MTP
		ARTEP 5-447-35-MTP
		ARTEP 5-447-37-MTP
		ARTEP 5-463-10-MTP
		ARTEP 5-463-12-MTP
		ARTEP 5-463-15-MTP
		ARTEP 5-463-17-MTP
		ARTEP 5-463-35-MTP
		ARTEP 5-463-36-MTP
		ARTEP 5-473-35-MTP
		ARTEP 5-500-21-MTP
		ARTEP 5-500-22-MTP
		ARTEP 5-500-24-MTP
		ARTEP 5-500-66-MTP
		ARTEP 5-510-10-MTP
		ARTEP 5-510-12-MTP
		ARTEP 5-510-14-MTP
		ARTEP 5-510-16-MTP
		ARTEP 5-510-18-MTP
		ARTEP 5-520-10-MTP
		ARTEP 5-520-12-MTP
		ARTEP 5-520-14-MTP
		ARTEP 5-530-10-MTP
		ARTEP 5-530-12-MTP
		ARTEP 5-530-16-MTP

**SUPPORTING COLLECTIVE TASKS**

Task Number	Task Title	References
05-1-0008	Prepare an Operation Order (OPORD)	ARTEP 5-540-10-MTP
		ARTEP 5-540-11-MTP
		ARTEP 5-540-12-MTP
		ARTEP 5-540-13-MTP
		ARTEP 5-602-68-MTP
		ARTEP 5-603-35-MTP
		ARTEP 5-606-34-MTP
		ARTEP 5-607-35-MTP
		ARTEP 5-608-35-MTP
		ARTEP 5-616-34-MTP
		ARTEP 5-617-10-MTP
		ARTEP 5-617-11-MTP
		ARTEP 5-617-35-MTP
		ARTEP 5-025-66-MTP
		ARTEP 5-026-34-MTP
		ARTEP 5-155-66-MTP
		ARTEP 5-156-34-MTP
		ARTEP 5-215-66-MTP
		ARTEP 5-216-34-MTP
		ARTEP 5-332-68-MTP
		ARTEP 5-335-60-MTP
		ARTEP 5-335-66-MTP
		ARTEP 5-336-34-MTP
		ARTEP 5-402-33-MTP
		ARTEP 5-402-68-MTP
		ARTEP 5-412-68-MTP
		ARTEP 5-412-69-MTP
		ARTEP 5-415-66-MTP
		ARTEP 5-417-35-MTP
		ARTEP 5-425-66-MTP
		ARTEP 5-426-34-MTP
		ARTEP 5-435-66-MTP
		ARTEP 5-435-67-MTP
ARTEP 5-436-35-MTP		
ARTEP 5-436-37-MTP		
ARTEP 5-445-64-MTP		
ARTEP 5-445-66-MTP		
ARTEP 5-446-34-MTP		
ARTEP 5-446-36-MTP		
ARTEP 5-602-68-MTP		
ARTEP 5-605-66-MTP		
ARTEP 5-606-34-MTP		
ARTEP 5-615-66-MTP		
ARTEP 5-616-34-MTP		
ARTEP 5-335-60-MTP		
05-1-0402	Integrate Engineer Reconnaissance Into the Brigade Reconnaissance and Surveillance (R&S) Plan	ARTEP 5-335-66-MTP
		ARTEP 5-435-66-MTP
		ARTEP47-002-47X-MTP
05-1-0412	Conduct Engineer Intelligence Collection	ARTEP 5-025-66-MTP
		ARTEP 5-155-66-MTP
		ARTEP 5-215-66-MTP

**SUPPORTING COLLECTIVE TASKS**

<b>Task Number</b>	<b>Task Title</b>	<b>References</b>
05-2-0001	Prepare an Obstacle Plan	ARTEP 5-425-66-MTP
		ARTEP 5-445-64-MTP
		ARTEP 5-445-66-MTP
		ARTEP 5-027-35-MTP
		ARTEP 5-053-35-MTP
		ARTEP 5-063-35-MTP
		ARTEP 5-113-35-MTP
		ARTEP 5-157-35-MTP
		ARTEP 5-217-35-MTP
		ARTEP 5-335-65-MTP
		ARTEP 5-337-35-MTP
		ARTEP 5-427-35-MTP
		ARTEP 5-435-67-MTP
		ARTEP 5-437-36-MTP
ARTEP 5-437-38-MTP		
05-2-0025	Report Obstacle Information (Company)	ARTEP 5-447-35-MTP
		ARTEP 5-447-37-MTP
		ARTEP 5-026-34-MTP
		ARTEP 5-027-35-MTP
		ARTEP 5-053-35-MTP
		ARTEP 5-063-35-MTP
		ARTEP 5-113-35-MTP
		ARTEP 5-157-35-MTP
		ARTEP 5-217-35-MTP
		ARTEP 5-335-65-MTP
		ARTEP 5-337-35-MTP
		ARTEP 5-417-35-MTP
		ARTEP 5-423-35-MTP
		ARTEP 5-427-35-MTP
ARTEP 5-436-37-MTP		
ARTEP 5-437-36-MTP		
ARTEP 5-437-38-MTP		
ARTEP 5-447-35-MTP		
ARTEP 5-447-37-MTP		
ARTEP 5-053-35-MTP		
05-2-0314	Integrate Obstacles Into Direct- and Indirect-Fire Plans	ARTEP 5-113-35-MTP
		ARTEP 5-335-65-MTP
		ARTEP 5-337-35-MTP
		ARTEP 5-435-67-MTP
		ARTEP 5-437-36-MTP
		ARTEP 5-437-38-MTP
		ARTEP 5-053-11-MTP
05-2-0403	Conduct a Water-Crossing Site Reconnaissance	ARTEP 5-113-35-MTP
		ARTEP 5-335-65-MTP
		ARTEP 5-337-35-MTP
		ARTEP 5-435-67-MTP
		ARTEP 5-437-36-MTP
		ARTEP 5-437-38-MTP
		ARTEP 5-053-11-MTP
		ARTEP 5-053-12-MTP
		ARTEP 5-053-35-MTP
		ARTEP 5-113-11-MTP
ARTEP 5-113-12-MTP		
ARTEP 5-145-12-MTP		
ARTEP 5-335-65-MTP		
ARTEP 5-335-70-MTP		
ARTEP 5-337-10-MTP		
ARTEP 5-337-35-MTP		

**SUPPORTING COLLECTIVE TASKS**

Task Number	Task Title	References				
05-2-0408	Plan and Direct an Engineer Reconnaissance	ARTEP 5-434-35-MTP ARTEP 5-435-67-MTP ARTEP 5-437-10-MTP ARTEP 5-437-11-MTP ARTEP 5-437-36-MTP ARTEP 5-437-38-MTP ARTEP 5-463-10-MTP ARTEP 5-463-12-MTP ARTEP 5-463-15-MTP ARTEP 5-463-17-MTP ARTEP 5-463-35-MTP ARTEP 5-463-36-MTP ARTEP 5-473-35-MTP ARTEP 5-027-35-MTP				
		ARTEP 5-053-35-MTP ARTEP 5-113-35-MTP ARTEP 5-145-32-MTP ARTEP 5-157-35-MTP ARTEP 5-217-35-MTP ARTEP 5-335-65-MTP ARTEP 5-337-35-MTP ARTEP 5-417-35-MTP ARTEP 5-423-35-MTP ARTEP 5-427-35-MTP ARTEP 5-434-35-MTP ARTEP 5-436-35-MTP ARTEP 5-437-38-MTP ARTEP 5-443-35-MTP ARTEP 5-447-35-MTP ARTEP 5-447-37-MTP ARTEP 5-463-35-MTP ARTEP 5-463-36-MTP ARTEP 5-473-35-MTP ARTEP 5-603-35-MTP ARTEP 5-607-35-MTP ARTEP 5-608-35-MTP ARTEP 5-423-35-MTP				
		05-2-0410	Manage Engineer Reconnaissance Operations	ARTEP 5-434-35-MTP ARTEP 5-603-35-MTP ARTEP 5-607-35-MTP ARTEP 5-608-35-MTP		
				05-2-1380 05-3-0404	Identify Terrain Information Requirements Conduct a River-Crossing Site Reconnaissance	ARTEP47-002-47X-MTP ARTEP 5-027-10-MTP
						ARTEP 5-053-12-MTP ARTEP 5-063-10-MTP ARTEP 5-063-11-MTP ARTEP 5-113-11-MTP ARTEP 5-113-12-MTP ARTEP 5-145-12-MTP ARTEP 5-157-10-MTP



**SUPPORTING COLLECTIVE TASKS**

<b>Task Number</b>	<b>Task Title</b>	<b>References</b>
05-3-0405	Conduct a Target Reconnaissance	ARTEP 5-217-10-MTP
		ARTEP 5-335-70-MTP
		ARTEP 5-337-10-MTP
		ARTEP 5-427-10-MTP
		ARTEP 5-437-10-MTP
		ARTEP 5-437-11-MTP
		ARTEP 5-447-10-MTP
		ARTEP 5-447-11-MTP
		ARTEP 5-463-12-MTP
		ARTEP 5-473-35-MTP
		ARTEP 5-027-10-MTP
		ARTEP 5-053-11-MTP
		ARTEP 5-063-10-MTP
		ARTEP 5-063-11-MTP
		ARTEP 5-113-11-MTP
		ARTEP 5-113-12-MTP
		ARTEP 5-145-12-MTP
		ARTEP 5-157-10-MTP
		ARTEP 5-217-10-MTP
		ARTEP 5-335-70-MTP
ARTEP 5-337-10-MTP		
ARTEP 5-417-17-MTP		
ARTEP 5-427-10-MTP		
ARTEP 5-437-10-MTP		
ARTEP 5-437-11-MTP		
05-3-0407	Conduct an Engineer Reconnaissance	ARTEP 5-027-10-MTP
		ARTEP 5-053-11-MTP
		ARTEP 5-053-12-MTP
		ARTEP 5-063-10-MTP
		ARTEP 5-063-11-MTP
		ARTEP 5-113-11-MTP
		ARTEP 5-113-12-MTP
		ARTEP 5-113-35-MTP
		ARTEP 5-157-10-MTP
		ARTEP 5-217-10-MTP
		ARTEP 5-417-17-MTP
		ARTEP 5-427-10-MTP
		ARTEP 5-447-10-MTP
		ARTEP 5-447-11-MTP
ARTEP 5-463-10-MTP		
ARTEP 5-463-12-MTP		
ARTEP 5-027-10-MTP		
05-3-0411.05-R01A	Conduct an Obstacle and Restriction Reconnaissance	ARTEP 5-053-11-MTP
		ARTEP 5-053-12-MTP
		ARTEP 5-113-11-MTP
		ARTEP 5-113-12-MTP
		ARTEP 5-113-35-MTP
		ARTEP 5-157-10-MTP
		ARTEP 5-217-10-MTP
		ARTEP 5-427-10-MTP
		ARTEP 5-447-10-MTP
		ARTEP 5-447-11-MTP

**SUPPORTING COLLECTIVE TASKS**

<b>Task Number</b>	<b>Task Title</b>	<b>References</b>
05-3-0412	Conduct a Technical Reconnaissance	ARTEP 5-027-10-MTP ARTEP 5-053-11-MTP ARTEP 5-053-12-MTP ARTEP 5-063-10-MTP ARTEP 5-063-11-MTP ARTEP 5-113-11-MTP ARTEP 5-113-12-MTP ARTEP 5-113-35-MTP ARTEP 5-157-10-MTP ARTEP 5-217-10-MTP ARTEP 5-335-70-MTP ARTEP 5-337-10-MTP ARTEP 5-417-17-MTP ARTEP 5-427-10-MTP ARTEP 5-437-10-MTP ARTEP 5-437-11-MTP ARTEP 5-447-10-MTP ARTEP 5-447-11-MTP ARTEP 5-463-10-MTP ARTEP 5-463-12-MTP
05-3-0413	Conduct a Tactical Reconnaissance	ARTEP 5-027-10-MTP ARTEP 5-053-12-MTP ARTEP 5-063-10-MTP ARTEP 5-113-12-MTP ARTEP 5-157-10-MTP ARTEP 5-217-10-MTP ARTEP 5-427-10-MTP ARTEP 5-447-10-MTP ARTEP 5-447-11-MTP
19-1-1102	Coordinate Route Reconnaissance and Surveillance	ARTEP 5-447-11-MTP ARTEP47-002-47X-MTP

**OPFOR TASKS AND STANDARDS**

**TASK:** Defeat Obstacles (5-OPFOR-0009)

**CONDITION:** The opposing forces (OPFOR) element encounters an obstacle that blocks the avenue of approach as it advances upon the enemy forces.

**STANDARD:** The OPFOR element bypasses or breaches the enemy obstacle. 1. Detects the obstacle before halting its main body. 2. Defeats the obstacle. a. Bypasses the obstacle without entering the engagement areas. b. Breaches the obstacle within 45 minutes and passes its entire force through the obstacle. 3. Does not incur degradation to the point that the mission must be discontinued.

**TASK:** Conduct an Attack (5-OPFOR-0008)

**CONDITION:** The enemy is conducting tactical operations. The opposing forces (OPFOR) element receives orders to attack the enemy, the area of occupation, or the main supply route (MSR) with smoke.

**STANDARD:** The OPFOR element disrupts the enemy's movement and smoke operations. 1. Determines the delivery method of the smoke attack. 2. Locates the target. 3. Delivers the smoke attack downwind. 4. Attacks the enemy with smoke, and surge attacks when the enemy responds to the smoke.

**TASK:** Disrupt a Route Reconnaissance (5-OPFOR-0021)

**CONDITION:** The enemy is conducting a route reconnaissance. The opposing forces (OPFOR) element is positioned along the enemy's route.

**STANDARD:** The OPFOR element attempts to disrupt a squad/section conducting a route reconnaissance. 1. Prevents the unit from meeting its specified time schedule. 2. Forces the unit to deviate from its specified route. 3. Prevents the unit from reaching its assigned destination. 4. Surprises the squad/section. 5. Inflicts casualties on the unit.

**TASK:** Conduct Terrorist and Saboteur Attacks (5-OPFOR-0005)

**CONDITION:** The opposing forces (OPFOR) element dispatches small teams into the enemy's rear area to disrupt combat service support (CSS) operations.

**STANDARD:** The enemy sustains disrupted command and control (C2), destroyed equipment and supplies, and light casualties. 1. Locates rear support bases and C2 facilities. 2. Delays and disrupts CSS operations through probes. 3. Infiltrates CSS bases to conduct sabotage and terrorist activities. 4. Inflicts light casualties. 5. Destroys supplies and equipment.

**TASK:** Disrupt a Net Control Station (NCS) (5-OPFOR-0019)

**CONDITION:** The enemy has established a NCS. The opposing forces (OPFOR) element has radio and jamming equipment.

**STANDARD:** The OPFOR element attempts to disrupt an NCS. 1. Attempts to locate the radio frequency that the unit is operating on. 2. Attempts to enter the radio net. 3. Attempts to issue "bogus" orders to a unit on the net. 4. Jams the radio frequency and forces the unit to go to an alternate frequency.

**TASK:** Disrupt Construction of Vehicle Fighting Positions (5-OPFOR-0020)

**CONDITION:** The opposing forces (OPFOR) element has located the enemy. The priority intelligence requirements (PIR) and other intelligence obtained by OPFOR patrols indicate the enemy is constructing vehicle fighting positions within its defensive area. The OPFOR element has automatic and antiarmor weapons and light mortars.

**STANDARD:** The OPFOR element attempts to disrupt the enemy's efforts to establish vehicle fighting positions. 1. Locates the defensive area. 2. Surprises the main body. 3. Penetrates the defensive area with squad-size probes. 4. Inflicts casualties on the unit. 5. Destroys vehicles. 6. Disrupts the unit's preparations (prevents or delays beyond the unit's allotted time).

**TASK:** Conduct an Aerial Reconnaissance (5-OPFOR-0010)

**CONDITION:** The opposing forces (OPFOR) headquarters (HQ) element requires intelligence on the locations and identification of enemy elements. An aircraft is dispatched to take photographs and make a visual inspection of the enemy rear area.

**STANDARD:** The OPFOR element gathers photograph intelligence of the enemy. 1. Photographs the assigned sectors. 2. Makes quick visual checks where the ceiling is low. 3. Locates enemy positions in the area, particularly support and storage bases, and command and control (C2) facilities. 4. Sustains no loss of aircraft. 5. Reports priority intelligence requirements (PIR) and other information requirements to the OPFOR HQ.

**TASK:** Disrupt Defensive Preparations (5-OPFOR-0018)

**CONDITION:** The opposing forces (OPFOR) element has located the enemy. Priority intelligence requirements (PIR) and other intelligence requirements obtained by OPFOR patrols indicate that the enemy elements are establishing defensive positions. The OPFOR element has automatic and antiarmor weapons and light mortars.

**STANDARD:** The OPFOR element disrupts and delays the enemy's defensive preparations. 1. Locates and penetrates the enemy's security system. 2. Forces the enemy to delay defensive preparations. 3. Disrupts the enemy's obstacle preparations.

**TASK:** Disrupt Quartering Party Operations (5-OPFOR-0017)

**CONDITION:** The enemy is conducting quartering party operations. It has established an assembly area (AA) but has not moved in the main body.

**STANDARD:** The opposing forces (OPFOR) element attempts to disrupt quartering party operations and infiltrate the enemy's AA. 1. Locates the quartering party and the AA. 2. Surprises the main body. 3. Penetrates the AA with squad-size probes. 4. Inflicts personnel casualties and vehicle damage. 5. Disrupts the unit's preparations (prevents or delays beyond the unit's allotted time).

**TASK:** Disrupt Movement (5-OPFOR-0014)

**CONDITION:** The enemy is expected to move through the opposing forces (OPFOR) element's area of operations. The OPFOR element has received an operation order (OPORD) or fragmentary order (FRAGO) to disrupt enemy movement. The enemy has the capability to defend with direct fire and antiarmor weapons.

**STANDARD:** The OPFOR element delays enemy movement. 1. Delays the element. 2. Forces the element to deviate from its route. 3. Prevents the element from reaching its destination. 4. Surprises the element's main body.

**TASK:** Disrupt Enemy Movement and Operations Using Tactical Nuclear Weapons (5-OPFOR-0016)

**CONDITION:** The opposing forces (OPFOR) element has located the enemy. Priority intelligence requirements (PIR) and other intelligence requirements have been obtained by OPFOR patrols. Tactical nuclear weapons are employed against key locations in the rear area.

**STANDARD:** The OPFOR element disrupts enemy movement and operations. 1. Disrupts or delays the movement of the enemy's equipment and supplies to the forward areas. 2. Destroys enemy equipment and supplies. 3. Inflicts a high rate of nuclear casualties among the enemy forces. 4. Denies the enemy the use of specified areas. 5. Contaminates the enemy's equipment and supplies.

**TASK:** Disrupt Assembly Area (AA) Activities (5-OPFOR-0013)

**CONDITION:** Intelligence reports indicate that platoon- and company-size enemy units are operating in the opposing forces (OPFOR) area of operations. Enemy units can defend from AAs with direct fire, antiarmor weapons, and indirect fire. The enemy has close air support (CAS) and nuclear, biological, and chemical (NBC) capabilities.

**STANDARD:** The OPFOR element locates and disrupts the enemy's AA activities. 1. Locates the element's AA. 2. Probes the AA with squad- or team-size elements. 3. Inflicts more than 5 percent casualties on the element. 4. Disrupts the element's preparations (prevents or delays beyond the element's allotted time).

**TASK:** Disrupt Enemy Movement and Operations Using Persistent and Nonpersistent Chemical Weapons (5-OPFOR-0015)

**CONDITION:** The opposing forces (OPFOR) element has located the enemy. Priority intelligence requirements (PIR) and other intelligence requirements have been obtained by OPFOR patrols. The OPFOR units deliver chemical agents, by means of conventional artillery weapons or aircraft, along selected supply routes and key bases in the rear area.

**STANDARD:** The OPFOR element disrupts enemy movement and operations using persistent and nonpersistent chemical weapons. 1. Delivers chemical agents in low and densely wooded areas. 2. Delays the movement of enemy supplies and equipment to the forward areas. 3. Restricts the movement of the enemy units in the rear area. 4. Channels the movement of enemy units into predesignated ambush areas. 5. Contaminates enemy supplies and equipment. 6. Inflicts a high rate of casualties on enemy forces.

**TASK:** Counter Passage of Lines (5-OPFOR-0012)

**CONDITION:** Enemy forces are in defensive positions, but they are expected to attempt passage-of-lines operations. The opposing forces (OPFOR) received orders to disrupt enemy passage-of-lines operations.

**STANDARD:** The OPFOR element delays or prevents enemy passage of lines. 1. Delays the passage. 2. Prevents the company from moving all personnel through the stationary unit. 3. Engages the main body of either the moving or the stationary unit.

**TASK:** Conduct Sniper Operations (5-OPFOR-0006)

**CONDITION:** The opposing forces (OPFOR) element has assigned snipers (regular or irregular elements) in the enemy's rear area along the main supply route (MSR) and near support sites.

**STANDARD:** The OPFOR element kills or wounds targets. 1. Sets up a well-concealed location. 2. Engages vehicle drivers or personnel on foot with short bursts of semiautomatic fire. 3. Kills or wounds selected targets. 4. Prevents the position from being discovered by enemy forces. 5. Evacuates the area without being spotted. 6. Reports all specified priority intelligence requirements (PIR) and other intelligence requirements to the OPFOR headquarters (HQ).

**TASK:** Defend a Minefield (5-OPFOR-0023)

**CONDITION:** The enemy is conducting a minefield sweeping operation. The opposing forces (OPFOR) element has a minefield placed in the enemy's path. The minefield is under constant observation and fire.

**STANDARD:** The OPFOR element defends a minefield against an enemy element conducting a minefield sweeping operation. 1. Prevents the unit from detecting the obstacle. 2. Disrupts the minefield sweeping operation. 3. Prevents the unit from conducting the minefield sweeping operation, prevents the unit from moving all personnel through the breach, or delays the completion of the minefield sweeping operation for more than 45 minutes.

**TASK:** Conduct Air Attacks (5-OPFOR-0002)

**CONDITION:** The opposing forces (OPFOR) element in the rear area has forwarded the positions of the enemy support sites or the locations of moving elements. The OPFOR aircraft have been dispatched to attack enemy installations or convoys.

**STANDARD:** The OPFOR element attempts to delay, disrupt, or damage the enemy targets by air. 1. Locates the target (support sites or convoys). 2. Makes attack runs on the designated targets. 3. Inflicts heavy damage to the selected target. 4. Sustains no loss of aircraft. 5. Delays moving the force for more than one hour.

**TASK:** Attack (5-OPFOR-0001)

**CONDITION:** The opposing forces (OPFOR) element has located the enemy. The priority intelligence requirements (PIR) and other intelligence requirements have been obtained by OPFOR patrols. The OPFOR element has automatic and antiarmor weapons and light mortars.

**STANDARD:** The OPFOR element attempts to seize the terrain, vehicles, or equipment. 1. Develops an attack plan. 2. Surprises the enemy unit's main body. 3. Initiates the attack using a scheme of maneuver that exploits the enemy's flanks, gaps, and weaknesses. 4. Uses covered and concealed routes to approach the enemy forces' flanks, gaps, or weakly held areas. 5. Employs indirect fire to support the attack. 6. Penetrates enemy defenses. 7. Destroys equipment and supplies. 8. Inflicts heavy casualties. 9. Isolates the combat service support (CSS) base by blocking reinforcements. 10. Forces enemy units to displace. 11. Avoids being fixed in one position. 12. Withdraws before the CSS base is reinforced with tactical combat forces.

**TASK:** Surrender to the Capturing Unit on the Battlefield (5-OPFOR-0024)

**CONDITION:** The enemy has captured the opposing forces (OPFOR) element's soldiers, documents, and equipment sensitive to the OPFOR tactical operations.

**STANDARD:** The OPFOR soldiers retain or destroy documents and equipment. The OPFOR element surrenders documents and equipment of no tactical use to the enemy and attempts to conceal or destroy items of tactical value. The OPFOR element attempts escape and evasion. 1. Prevents the successful capture of documents and equipment. 2. Destroys documents and equipment. 3. Removes identifying markings from equipment. 4. Removes unit-identifying insignia. 5. Provides misleading information. 6. Plans an escape. 7. Delays movement to the nearest collection point. 8. Prevents safeguarding of enemy prisoners of war (EPWs) in order to cause embarrassment to the United States (US).

**TASK:** Conduct a Raid (5-OPFOR-0004)

**CONDITION:** The opposing forces (OPFOR) element has occupied an objective rally point and has orders to conduct a raid on a combat service support (CSS) base.

**STANDARD:** The OPFOR element infiltrates the enemy's base and destroys all of the targets. 1. Surprises the enemy forces. 2. Assaults the support base and accomplishes the assigned tasks. 3. Destroys the specified equipment and supplies. 4. Avoids being decisively engaged. 5. Withdraws all personnel from the objective areas within the time prescribed. 6. Obtains all priority intelligence requirements (PIR) from the raid site. 7. Sustains only light casualties from enemy fire.

**TASK:** Disrupt an Engineer Reconnaissance (5-OPFOR-0022)

**CONDITION:** The enemy is conducting an engineer reconnaissance. The opposing forces (OPFOR) element is positioned along the enemy's route.

**STANDARD:** The OPFOR element disrupts an engineer reconnaissance. 1. Prevents the unit from meeting its specified time schedule. 2. Forces the unit to deviate from its specified route. 3. Prevents the unit from accomplishing its assigned engineer reconnaissance. 4. Surprises the unit conducting the reconnaissance.

**TASK:** Maintain Contact (5-OPFOR-0003)

**CONDITION:** The opposing forces (OPFOR) element is engaged with enemy base defense forces. The enemy forces are withdrawing under pressure.

**STANDARD:** The OPFOR element maintains enemy contact while the enemy withdraws. 1. Engages the enemy forces decisively. 2. Advances the OPFOR as the enemy forces withdraw. 3. Inflicts heavy casualties. 4. Captures the members of the enemy force. 5. Captures documents and equipment. 6. Safeguards captured documents, equipment, and personnel.

**TASK:** Conduct an Ambush (5-OPFOR-0007)

**CONDITION:** The enemy is moving in a convoy. The opposing forces (OPFOR) element is positioned along the enemy's route.

**STANDARD:** The OPFOR element inflicts casualties on the enemy and causes vehicle and equipment damage. 1. Prepares an ambush site before the element arrives. 2. Surprises march element forces. 3. Inflicts heavy casualties within the designated kill zone. 4. Inflicts heavy damage to vehicles and equipment within the designated kill zone. 5. Delays the march element from reaching a specified destination for a specified period of time. 6. Withdraws on order. 7. Sustains no casualties. 8. Reports actions to superiors.

**ELEMENT:** Company Headquarters

**TASK:** Prepare an Engineer Annex (05-2-0003)  
 (FM 101-5) (FM 5-100) (FM 5-71-2)

**ITERATION:** 1 2 3 4 5 M (Circle)

**COMMANDER/LEADER ASSESSMENT:** T P U (Circle)

**CONDITIONS:** The engineer company is supporting a maneuver force in a tactical operation. The company commander is the force engineer and must prepare an engineer annex as part of the supported unit's operation order (OPORD). Digital units have performed functionality checks, and systems are operational. Some iterations of this task should be performed in MOPP4.

**TASK STANDARDS:** The annex contains the essential information needed to support the maneuver commander's operation. The annex's concept is clear and understood by the maneuver force. Digital units send orders and reports using frequency-modulated (FM) or digital means. The time required to perform this task is increased when conducting it in mission-oriented protection posture (MOPP) 4.

TASK STEPS AND PERFORMANCE MEASURES	GO	NO-GO
<p>* 1. The element leader selects an annex format based on the amount and type of information it will contain, the time available to produce it, and guidance received from the maneuver unit's Operations and Training Officer (US Army) (S3). He uses any combination of the following formats:</p> <p>NOTE: Digital units can perform collaborative planning, issue orders and reports, and update the common operational picture (COP) using the Army Battle Command System (ABCS).</p> <ul style="list-style-type: none"> <li>a. A written annex using the basic five-paragraph order format.</li> <li>b. Situational awareness (SA) overlays of existing and proposed friendly obstacles and their control measures (belts, zones, restricted areas, lanes, or gaps); known and templated enemy obstacles; and nuclear, biological, chemical (NBC)-contaminated areas.</li> <li>c. An obstacle list containing all of the obstacles.</li> <li>d. Engineer execution matrixes of all identified engineer tasks, all identified logistic and coordination requirements, and marginal notes to cover any other needed information.</li> </ul> <p>2. The engineer company ensures that the annex meets the correct criteria.</p> <ul style="list-style-type: none"> <li>a. Ensured that information from the estimate process was applied.</li> <li>b. Verified that it contained any information related to the engineer plan that was not covered elsewhere in the order.</li> </ul> <p>NOTE: The annex may contain information already present in the parent order if it is necessary for clarity.</p> <ul style="list-style-type: none"> <li>c. Ensured that it did not contain items covered in the unit's standing operating procedure (SOP); however, it may have referenced the SOP.</li> <li>d. Ensured that it was directed to the major subordinate elements of the maneuver unit, not just the engineers.</li> </ul> <p>NOTE: The engineer annex is not the engineer unit's OPORD. It covers the entire engineer plan, not just the part pertaining to engineer units.</p> <ul style="list-style-type: none"> <li>e. Ensured that it was clear, complete, brief, timely, avoided qualified directives, did not contain irrelevant information, and was issued with the OPORD.</li> <li>f. Ensured that it was integrated with the other parts of the OPORD.</li> </ul>		



TASK STEPS AND PERFORMANCE MEASURES	GO	NO-GO
<p>(1) Coordinated all tasks directed to units other than engineers before issuing the annex.</p> <p>(2) Coordinated all details with the appropriate battle staff element.</p> <p>* 3. The company commander prepares the annex using the written five-paragraph order format.</p> <p>a. SITUATION.</p> <p>(1) Enemy Forces. Identified aspects significantly impacting engineer operations, including terrain, weather, and enemy engineer capability.</p> <p>(2) Friendly Forces. Identified the designation, location, and activities of higher and adjacent engineers. Described other elements capable of assisting with the engineer plan.</p> <p>NOTE: Nonengineer units with scatterable-mine emplacement capability (artillery, Army aviation, and Air Force) are identified here.</p> <p>(3) Attachments and Detachments. Included only if needed for clarity.</p> <p>b. MISSION. Stated the mission of engineers in support of the base OPORD.</p> <p>c. EXECUTION.</p> <p>(1) Scheme of engineer operations (SOEO).</p> <p>(a) Contained a brief statement of the concept of the engineer plan, including the priority of engineer support to subordinate elements. The statement was precise and specific.</p> <p>(b) Obstacles. Identified individual obstacles and obstacle groups, the type (reserved or preliminary), authorized commander (for reserved obstacles), and subordinate-unit obstacle responsibilities, as appropriate. Referred to an overlay and obstacle table.</p> <p>(c) Scatterable mines. Explained the employment concept, the authority for long and short duration self-destruct times (by system), other requirements or limitations, and the allocation to subordinate elements, as appropriate. Identified nonengineer units responsible for emplacing scatterable mines.</p> <p>(2) Task to subordinate units. Identified tasks for subordinate maneuver units, engineers under the direct control of the issuing headquarters (HQ), and other elements assigned engineer tasks by the maneuver commander.</p> <p>(3) Coordinating instructions, as necessary. Ensured that the measures and reporting procedures applying to two or more subordinate units were completed.</p> <p>d. SERVICE SUPPORT. Contained logistic information affecting the engineer plan, specifically Class IV or Class V supplies and transportation. Identified available host-nation assets and their location. Identified allocations and priorities for command regulated items.</p> <p>(1) Command-regulated classes of supply.</p> <p>(2) Class IV and Class V supplies distribution plan.</p> <p>(3) Transportation.</p> <p>(4) Medical evacuation and hospitalization.</p> <p>(5) Civil-military operations.</p> <p>e. COMMAND AND SIGNAL.</p> <p>(1) Command. Contained the location of engineer command posts. Special command arrangements.</p>		

TASK STEPS AND PERFORMANCE MEASURES	GO	NO-GO
(2) Signal. Listed the specific signal operation instructions (SOI) index used by engineer elements; identified the call sign and the frequency of supporting units from another HQ. Identified any alternate means of communications for engineer missions such as target demolition and lane closure. Provided instructions for coordinating and establishing communications.		

TASK PERFORMANCE / EVALUATION SUMMARY BLOCK							
ITERATION	1	2	3	4	5	M	TOTAL
TOTAL TASK STEPS EVALUATED							
TOTAL TASK STEPS "GO"							
TRAINING STATUS "GO"/"NO-GO"							

"\*" indicates a leader task step.

**SUPPORTING INDIVIDUAL TASKS**

Task Number	Task Title	References
052-195-4065	Conduct Engineer Tactical Planning	STP 5-12B24-SM-TG

**SUPPORTING COLLECTIVE TASKS**

Task Number	Task Title	References
05-1-0008	Prepare an Operation Order (OPORD)	ARTEP 5-025-66-MTP ARTEP 5-026-34-MTP ARTEP 5-155-66-MTP ARTEP 5-156-34-MTP ARTEP 5-215-66-MTP ARTEP 5-216-34-MTP ARTEP 5-332-68-MTP ARTEP 5-335-60-MTP ARTEP 5-335-66-MTP ARTEP 5-336-34-MTP ARTEP 5-402-33-MTP ARTEP 5-402-68-MTP ARTEP 5-412-68-MTP ARTEP 5-412-69-MTP ARTEP 5-415-66-MTP ARTEP 5-417-35-MTP ARTEP 5-425-66-MTP ARTEP 5-426-34-MTP ARTEP 5-435-66-MTP ARTEP 5-435-67-MTP ARTEP 5-436-35-MTP ARTEP 5-436-37-MTP ARTEP 5-445-64-MTP ARTEP 5-445-66-MTP ARTEP 5-446-34-MTP ARTEP 5-446-36-MTP ARTEP 5-602-68-MTP ARTEP 5-605-66-MTP ARTEP 5-606-34-MTP

**SUPPORTING COLLECTIVE TASKS**

<b>Task Number</b>	<b>Task Title</b>	<b>References</b>
05-1-0413	Plan/Direct Engineer Intelligence Collection	ARTEP 5-615-66-MTP
		ARTEP 5-616-34-MTP
		ARTEP 5-025-66-MTP
		ARTEP 5-155-66-MTP
		ARTEP 5-215-66-MTP
		ARTEP 5-335-60-MTP
		ARTEP 5-335-66-MTP
		ARTEP 5-415-66-MTP
		ARTEP 5-425-66-MTP
		ARTEP 5-435-66-MTP
		ARTEP 5-435-67-MTP
		ARTEP 5-445-64-MTP
		ARTEP 5-445-66-MTP
		05-2-0002
ARTEP 5-053-35-MTP		
ARTEP 5-063-35-MTP		
ARTEP 5-113-35-MTP		
ARTEP 5-145-32-MTP		
ARTEP 5-157-35-MTP		
ARTEP 5-217-35-MTP		
ARTEP 5-335-65-MTP		
ARTEP 5-337-35-MTP		
ARTEP 5-427-35-MTP		
ARTEP 5-436-35-MTP		
ARTEP 5-436-37-MTP		
ARTEP 5-437-36-MTP		
ARTEP 5-437-38-MTP		
ARTEP 5-447-35-MTP		
ARTEP 5-447-37-MTP		
ARTEP 5-463-35-MTP		
ARTEP 5-463-36-MTP		
ARTEP 5-473-35-MTP		
05-2-0042	Receive and Distribute Throughput Supplies	ARTEP 5-027-35-MTP
		ARTEP 5-053-35-MTP
		ARTEP 5-063-35-MTP
		ARTEP 5-113-35-MTP
		ARTEP 5-145-32-MTP
		ARTEP 5-157-35-MTP
		ARTEP 5-217-35-MTP
		ARTEP 5-335-65-MTP
		ARTEP 5-337-35-MTP
		ARTEP 5-413-35-MTP
		ARTEP 5-417-35-MTP
		ARTEP 5-423-35-MTP
		ARTEP 5-427-35-MTP
		ARTEP 5-434-35-MTP
		ARTEP 5-435-67-MTP
		ARTEP 5-437-36-MTP
		ARTEP 5-437-38-MTP
		ARTEP 5-443-35-MTP
ARTEP 5-447-35-MTP		
ARTEP 5-447-37-MTP		
ARTEP 5-463-35-MTP		

### SUPPORTING COLLECTIVE TASKS

Task Number	Task Title	References
05-2-0300	Integrate Engineer Elements Into the Maneuver Staff	ARTEP 5-463-36-MTP ARTEP 5-473-35-MTP ARTEP 5-053-35-MTP  ARTEP 5-113-35-MTP ARTEP 5-335-65-MTP ARTEP 5-337-35-MTP ARTEP 5-435-67-MTP ARTEP 5-437-36-MTP ARTEP 5-437-38-MTP

### OPFOR TASKS AND STANDARDS

**TASK:** Defeat Obstacles (5-OPFOR-0009)

**CONDITION:** The opposing forces (OPFOR) element encounters an obstacle that blocks the avenue of approach as it advances upon the enemy forces.

**STANDARD:** The OPFOR element bypasses or breaches the enemy obstacle. 1. Detects the obstacle before halting its main body. 2. Defeats the obstacle. a. Bypasses the obstacle without entering the engagement areas. b. Breaches the obstacle within 45 minutes and passes its entire force through the obstacle. 3. Does not incur degradation to the point that the mission must be discontinued.

**TASK:** Conduct an Attack (5-OPFOR-0008)

**CONDITION:** The enemy is conducting tactical operations. The opposing forces (OPFOR) element receives orders to attack the enemy, the area of occupation, or the main supply route (MSR) with smoke.

**STANDARD:** The OPFOR element disrupts the enemy's movement and smoke operations. 1. Determines the delivery method of the smoke attack. 2. Locates the target. 3. Delivers the smoke attack downwind. 4. Attacks the enemy with smoke, and surge attacks when the enemy responds to the smoke.

**TASK:** Disrupt a Route Reconnaissance (5-OPFOR-0021)

**CONDITION:** The enemy is conducting a route reconnaissance. The opposing forces (OPFOR) element is positioned along the enemy's route.

**STANDARD:** The OPFOR element attempts to disrupt a squad/section conducting a route reconnaissance. 1. Prevents the unit from meeting its specified time schedule. 2. Forces the unit to deviate from its specified route. 3. Prevents the unit from reaching its assigned destination. 4. Surprises the squad/section. 5. Inflicts casualties on the unit.

**TASK:** Conduct Terrorist and Saboteur Attacks (5-OPFOR-0005)

**CONDITION:** The opposing forces (OPFOR) element dispatches small teams into the enemy's rear area to disrupt combat service support (CSS) operations.

**STANDARD:** The enemy sustains disrupted command and control (C2), destroyed equipment and supplies, and light casualties. 1. Locates rear support bases and C2 facilities. 2. Delays and disrupts CSS operations through probes. 3. Infiltrates CSS bases to conduct sabotage and terrorist activities. 4. Inflicts light casualties. 5. Destroys supplies and equipment.

**TASK:** Disrupt a Net Control Station (NCS) (5-OPFOR-0019)

**CONDITION:** The enemy has established a NCS. The opposing forces (OPFOR) element has radio and jamming equipment.

**STANDARD:** The OPFOR element attempts to disrupt an NCS. 1. Attempts to locate the radio frequency that the unit is operating on. 2. Attempts to enter the radio net. 3. Attempts to issue "bogus" orders to a unit on the net. 4. Jams the radio frequency and forces the unit to go to an alternate frequency.

**TASK:** Disrupt Construction of Vehicle Fighting Positions (5-OPFOR-0020)

**CONDITION:** The opposing forces (OPFOR) element has located the enemy. The priority intelligence requirements (PIR) and other intelligence obtained by OPFOR patrols indicate the enemy is constructing vehicle fighting positions within its defensive area. The OPFOR element has automatic and antiarmor weapons and light mortars.

**STANDARD:** The OPFOR element attempts to disrupt the enemy's efforts to establish vehicle fighting positions. 1. Locates the defensive area. 2. Surprises the main body. 3. Penetrates the defensive area with squad-size probes. 4. Inflicts casualties on the unit. 5. Destroys vehicles. 6. Disrupts the unit's preparations (prevents or delays beyond the unit's allotted time).

**TASK:** Conduct an Aerial Reconnaissance (5-OPFOR-0010)

**CONDITION:** The opposing forces (OPFOR) headquarters (HQ) element requires intelligence on the locations and identification of enemy elements. An aircraft is dispatched to take photographs and make a visual inspection of the enemy rear area.

**STANDARD:** The OPFOR element gathers photograph intelligence of the enemy. 1. Photographs the assigned sectors. 2. Makes quick visual checks where the ceiling is low. 3. Locates enemy positions in the area, particularly support and storage bases, and command and control (C2) facilities. 4. Sustains no loss of aircraft. 5. Reports priority intelligence requirements (PIR) and other information requirements to the OPFOR HQ.

**TASK:** Disrupt Defensive Preparations (5-OPFOR-0018)

**CONDITION:** The opposing forces (OPFOR) element has located the enemy. Priority intelligence requirements (PIR) and other intelligence requirements obtained by OPFOR patrols indicate that the enemy elements are establishing defensive positions. The OPFOR element has automatic and antiarmor weapons and light mortars.

**STANDARD:** The OPFOR element disrupts and delays the enemy's defensive preparations. 1. Locates and penetrates the enemy's security system. 2. Forces the enemy to delay defensive preparations. 3. Disrupts the enemy's obstacle preparations.

**TASK:** Disrupt Quartering Party Operations (5-OPFOR-0017)

**CONDITION:** The enemy is conducting quartering party operations. It has established an assembly area (AA) but has not moved in the main body.

**STANDARD:** The opposing forces (OPFOR) element attempts to disrupt quartering party operations and infiltrate the enemy's AA. 1. Locates the quartering party and the AA. 2. Surprises the main body. 3. Penetrates the AA with squad-size probes. 4. Inflicts personnel casualties and vehicle damage. 5. Disrupts the unit's preparations (prevents or delays beyond the unit's allotted time).

**TASK:** Disrupt Movement (5-OPFOR-0014)

**CONDITION:** The enemy is expected to move through the opposing forces (OPFOR) element's area of operations. The OPFOR element has received an operation order (OPORD) or fragmentary order (FRAGO) to disrupt enemy movement. The enemy has the capability to defend with direct fire and antiarmor weapons.

**STANDARD:** The OPFOR element delays enemy movement. 1. Delays the element. 2. Forces the element to deviate from its route. 3. Prevents the element from reaching its destination. 4. Surprises the element's main body.

**TASK:** Disrupt Enemy Movement and Operations Using Tactical Nuclear Weapons (5-OPFOR-0016)

**CONDITION:** The opposing forces (OPFOR) element has located the enemy. Priority intelligence requirements (PIR) and other intelligence requirements have been obtained by OPFOR patrols. Tactical nuclear weapons are employed against key locations in the rear area.

**STANDARD:** The OPFOR element disrupts enemy movement and operations. 1. Disrupts or delays the movement of the enemy's equipment and supplies to the forward areas. 2. Destroys enemy equipment and supplies. 3. Inflicts a high rate of nuclear casualties among the enemy forces. 4. Denies the enemy the use of specified areas. 5. Contaminates the enemy's equipment and supplies.

**TASK:** Disrupt Assembly Area (AA) Activities (5-OPFOR-0013)

**CONDITION:** Intelligence reports indicate that platoon- and company-size enemy units are operating in the opposing forces (OPFOR) area of operations. Enemy units can defend from AAs with direct fire, antiarmor weapons, and indirect fire. The enemy has close air support (CAS) and nuclear, biological, and chemical (NBC) capabilities.

**STANDARD:** The OPFOR element locates and disrupts the enemy's AA activities. 1. Locates the element's AA. 2. Probes the AA with squad- or team-size elements. 3. Inflicts more than 5 percent casualties on the element. 4. Disrupts the element's preparations (prevents or delays beyond the element's allotted time).

**TASK:** Disrupt Enemy Movement and Operations Using Persistent and Nonpersistent Chemical Weapons (5-OPFOR-0015)

**CONDITION:** The opposing forces (OPFOR) element has located the enemy. Priority intelligence requirements (PIR) and other intelligence requirements have been obtained by OPFOR patrols. The OPFOR units deliver chemical agents, by means of conventional artillery weapons or aircraft, along selected supply routes and key bases in the rear area.

**STANDARD:** The OPFOR element disrupts enemy movement and operations using persistent and nonpersistent chemical weapons. 1. Delivers chemical agents in low and densely wooded areas. 2. Delays the movement of enemy supplies and equipment to the forward areas. 3. Restricts the movement of the enemy units in the rear area. 4. Channels the movement of enemy units into predesignated ambush areas. 5. Contaminates enemy supplies and equipment. 6. Inflicts a high rate of casualties on enemy forces.

**TASK:** Counter Passage of Lines (5-OPFOR-0012)

**CONDITION:** Enemy forces are in defensive positions, but they are expected to attempt passage-of-lines operations. The opposing forces (OPFOR) received orders to disrupt enemy passage-of-lines operations.

**STANDARD:** The OPFOR element delays or prevents enemy passage of lines. 1. Delays the passage. 2. Prevents the company from moving all personnel through the stationary unit. 3. Engages the main body of either the moving or the stationary unit.

**TASK:** Conduct Sniper Operations (5-OPFOR-0006)

**CONDITION:** The opposing forces (OPFOR) element has assigned snipers (regular or irregular elements) in the enemy's rear area along the main supply route (MSR) and near support sites.

**STANDARD:** The OPFOR element kills or wounds targets. 1. Sets up a well-concealed location. 2. Engages vehicle drivers or personnel on foot with short bursts of semiautomatic fire. 3. Kills or wounds selected targets. 4. Prevents the position from being discovered by enemy forces. 5. Evacuates the area without being spotted. 6. Reports all specified priority intelligence requirements (PIR) and other intelligence requirements to the OPFOR headquarters (HQ).

**TASK:** Defend a Minefield (5-OPFOR-0023)

**CONDITION:** The enemy is conducting a minefield sweeping operation. The opposing forces (OPFOR) element has a minefield placed in the enemy's path. The minefield is under constant observation and fire.

**STANDARD:** The OPFOR element defends a minefield against an enemy element conducting a minefield sweeping operation. 1. Prevents the unit from detecting the obstacle. 2. Disrupts the minefield sweeping operation. 3. Prevents the unit from conducting the minefield sweeping operation, prevents the unit from moving all personnel through the breach, or delays the completion of the minefield sweeping operation for more than 45 minutes.

**TASK:** Conduct Air Attacks (5-OPFOR-0002)

**CONDITION:** The opposing forces (OPFOR) element in the rear area has forwarded the positions of the enemy support sites or the locations of moving elements. The OPFOR aircraft have been dispatched to attack enemy installations or convoys.

**STANDARD:** The OPFOR element attempts to delay, disrupt, or damage the enemy targets by air. 1. Locates the target (support sites or convoys). 2. Makes attack runs on the designated targets. 3. Inflicts heavy damage to the selected target. 4. Sustains no loss of aircraft. 5. Delays moving the force for more than one hour.

**TASK:** Attack (5-OPFOR-0001)

**CONDITION:** The opposing forces (OPFOR) element has located the enemy. The priority intelligence requirements (PIR) and other intelligence requirements have been obtained by OPFOR patrols. The OPFOR element has automatic and antiarmor weapons and light mortars.

**STANDARD:** The OPFOR element attempts to seize the terrain, vehicles, or equipment. 1. Develops an attack plan. 2. Surprises the enemy unit's main body. 3. Initiates the attack using a scheme of maneuver that exploits the enemy's flanks, gaps, and weaknesses. 4. Uses covered and concealed routes to approach the enemy forces' flanks, gaps, or weakly held areas. 5. Employs indirect fire to support the attack. 6. Penetrates enemy defenses. 7. Destroys equipment and supplies. 8. Inflicts heavy casualties. 9. Isolates the combat service support (CSS) base by blocking reinforcements. 10. Forces enemy units to displace. 11. Avoids being fixed in one position. 12. Withdraws before the CSS base is reinforced with tactical combat forces.

**TASK:** Surrender to the Capturing Unit on the Battlefield (5-OPFOR-0024)

**CONDITION:** The enemy has captured the opposing forces (OPFOR) element's soldiers, documents, and equipment sensitive to the OPFOR tactical operations.

**STANDARD:** The OPFOR soldiers retain or destroy documents and equipment. The OPFOR element surrenders documents and equipment of no tactical use to the enemy and attempts to conceal or destroy items of tactical value. The OPFOR element attempts escape and evasion. 1. Prevents the successful capture of documents and equipment. 2. Destroys documents and equipment. 3. Removes identifying markings from equipment. 4. Removes unit-identifying insignia. 5. Provides misleading information. 6. Plans an escape. 7. Delays movement to the nearest collection point. 8. Prevents safeguarding of enemy prisoners of war (EPWs) in order to cause embarrassment to the United States (US).

**TASK:** Conduct a Raid (5-OPFOR-0004)

**CONDITION:** The opposing forces (OPFOR) element has occupied an objective rally point and has orders to conduct a raid on a combat service support (CSS) base.

**STANDARD:** The OPFOR element infiltrates the enemy's base and destroys all of the targets. 1. Surprises the enemy forces. 2. Assaults the support base and accomplishes the assigned tasks. 3. Destroys the specified equipment and supplies. 4. Avoids being decisively engaged. 5. Withdraws all personnel from the objective areas within the time prescribed. 6. Obtains all priority intelligence requirements (PIR) from the raid site. 7. Sustains only light casualties from enemy fire.

**TASK:** Disrupt an Engineer Reconnaissance (5-OPFOR-0022)

**CONDITION:** The enemy is conducting an engineer reconnaissance. The opposing forces (OPFOR) element is positioned along the enemy's route.

**STANDARD:** The OPFOR element disrupts an engineer reconnaissance. 1. Prevents the unit from meeting its specified time schedule. 2. Forces the unit to deviate from its specified route. 3. Prevents the unit from accomplishing its assigned engineer reconnaissance. 4. Surprises the unit conducting the reconnaissance.

**TASK:** Maintain Contact (5-OPFOR-0003)

**CONDITION:** The opposing forces (OPFOR) element is engaged with enemy base defense forces. The enemy forces are withdrawing under pressure.

**STANDARD:** The OPFOR element maintains enemy contact while the enemy withdraws. 1. Engages the enemy forces decisively. 2. Advances the OPFOR as the enemy forces withdraw. 3. Inflicts heavy casualties. 4. Captures the members of the enemy force. 5. Captures documents and equipment. 6. Safeguards captured documents, equipment, and personnel.

**TASK:** Conduct an Ambush (5-OPFOR-0007)

**CONDITION:** The enemy is moving in a convoy. The opposing forces (OPFOR) element is positioned along the enemy's route.

**STANDARD:** The OPFOR element inflicts casualties on the enemy and causes vehicle and equipment damage. 1. Prepares an ambush site before the element arrives. 2. Surprises march element forces. 3. Inflicts heavy casualties within the designated kill zone. 4. Inflicts heavy damage to vehicles and equipment within the designated kill zone. 5. Delays the march element from reaching a specified destination for a specified period of time. 6. Withdraws on order. 7. Sustains no casualties. 8. Reports actions to superiors.



**ELEMENT:** Company Headquarters

**TASK:** Establish a Command Post (CP) (05-2-0064)  
(FM 101-5)

**ITERATION:** 1 2 3 4 5 M (Circle)

**COMMANDER/LEADER ASSESSMENT:** T P U (Circle)

**CONDITIONS:** The company advance or quartering party has secured a new area. The company staff sections have assigned personnel to establish the forward CP. The advance-party element is part of the headquarters (HQ) company's advance or quartering party. The tactical standing operating procedure (TACSOP), with the advance element's duties, is available. The Intelligence Officer (US Army) (S2) or the Operations and Training Officer (US Army) (S3) section has provided instructions relating to the preparation of the CP site. Communication requirements have been determined and requested. Digital units have performed functionality checks, and systems are operational. Some iterations of this task should be performed in MOPP4.

**TASK STANDARDS:** Command and control (C2) of company sustainment operations continues during the company HQ's "jump" to a new location. Digital units send and receive reports using frequency-modulated (FM) or digital means. The time required to perform this task is increased when conducting it in mission-oriented protection posture (MOPP) 4.

TASK STEPS AND PERFORMANCE MEASURES	GO	NO-GO
<p>1. The advance-party element establishes the forward CP.</p> <ul style="list-style-type: none"> <li>a. Positioned the vehicles, tentage, and equipment to be used according to the layout plan.</li> <li>b. Set up the internal arrangement to permit immediate access to all required information.</li> <li>c. Set up maps and overlays that displayed the locations of the proponent's facilities.</li> </ul> <p>NOTE: Digital units provide digital products and operate systems to provide the commander the common operational picture (COP) and situational awareness (SA) to conduct combat operations.</p> <ul style="list-style-type: none"> <li>d. Constructed barriers around the forward CP as prescribed by the TACSOP.</li> </ul> <p>2. The advance-party element provides staff supervision over forward tactical operations.</p> <ul style="list-style-type: none"> <li>a. Provided staff supervision over the establishment of the CP area to ensure compliance with the layout plan and the TACSOP.</li> <li>b. Established communications with higher HQ and adjacent and subordinate units as prescribed by the movement order and the TACSOP.</li> <li>c. Provided movement assistance to subordinate units that were out of the range of rear CP communications.</li> <li>d. Maintained SA overlays with the current disposition of friendly and enemy units.</li> </ul> <p>3. The advance-party element provides staff supervision over forward proponent support operations.</p> <ul style="list-style-type: none"> <li>a. Maintained current updated reports of all proponent assets.</li> <li>b. Maintained current updated reports of the availability of proponent assets.</li> <li>c. Maintained SA overlays with current friendly facilities in the company's area of responsibility.</li> <li>d. Maintained current customer listings.</li> <li>e. Maintained current staff files and journals.</li> </ul>		

TASK STEPS AND PERFORMANCE MEASURES	GO	NO-GO
f. Relayed operational information from customer units to the rear company HQ that affected the proponent support operations. g. Provided current operations briefings to the S2, the S3, and respective staff sections upon the arrival of the main body.		

TASK PERFORMANCE / EVALUATION SUMMARY BLOCK							
ITERATION	1	2	3	4	5	M	TOTAL
TOTAL TASK STEPS EVALUATED							
TOTAL TASK STEPS "GO"							
TRAINING STATUS "GO"/"NO-GO"							

"\*" indicates a leader task step.

**SUPPORTING INDIVIDUAL TASKS: NONE**

**SUPPORTING COLLECTIVE TASKS: NONE**

**OPFOR TASKS AND STANDARDS**

**TASK:** Defeat Obstacles (5-OPFOR-0009)

**CONDITION:** The opposing forces (OPFOR) element encounters an obstacle that blocks the avenue of approach as it advances upon the enemy forces.

**STANDARD:** The OPFOR element bypasses or breaches the enemy obstacle. 1. Detects the obstacle before halting its main body. 2. Defeats the obstacle. a. Bypasses the obstacle without entering the engagement areas. b. Breaches the obstacle within 45 minutes and passes its entire force through the obstacle. 3. Does not incur degradation to the point that the mission must be discontinued.

**TASK:** Conduct an Attack (5-OPFOR-0008)

**CONDITION:** The enemy is conducting tactical operations. The opposing forces (OPFOR) element receives orders to attack the enemy, the area of occupation, or the main supply route (MSR) with smoke.

**STANDARD:** The OPFOR element disrupts the enemy's movement and smoke operations. 1. Determines the delivery method of the smoke attack. 2. Locates the target. 3. Delivers the smoke attack downwind. 4. Attacks the enemy with smoke, and surge attacks when the enemy responds to the smoke.

**TASK:** Disrupt a Route Reconnaissance (5-OPFOR-0021)

**CONDITION:** The enemy is conducting a route reconnaissance. The opposing forces (OPFOR) element is positioned along the enemy's route.

**STANDARD:** The OPFOR element attempts to disrupt a squad/section conducting a route reconnaissance. 1. Prevents the unit from meeting its specified time schedule. 2. Forces the unit to deviate from its specified route. 3. Prevents the unit from reaching its assigned destination. 4. Surprises the squad/section. 5. Inflicts casualties on the unit.

**TASK:** Conduct Terrorist and Saboteur Attacks (5-OPFOR-0005)

**CONDITION:** The opposing forces (OPFOR) element dispatches small teams into the enemy's rear area to disrupt combat service support (CSS) operations.

**STANDARD:** The enemy sustains disrupted command and control (C2), destroyed equipment and supplies, and light casualties. 1. Locates rear support bases and C2 facilities. 2. Delays and disrupts CSS operations through probes. 3. Infiltrates CSS bases to conduct sabotage and terrorist activities. 4. Inflicts light casualties. 5. Destroys supplies and equipment.

**TASK:** Disrupt a Net Control Station (NCS) (5-OPFOR-0019)

**CONDITION:** The enemy has established a NCS. The opposing forces (OPFOR) element has radio and jamming equipment.

**STANDARD:** The OPFOR element attempts to disrupt an NCS. 1. Attempts to locate the radio frequency that the unit is operating on. 2. Attempts to enter the radio net. 3. Attempts to issue "bogus" orders to a unit on the net. 4. Jams the radio frequency and forces the unit to go to an alternate frequency.

**TASK:** Disrupt Construction of Vehicle Fighting Positions (5-OPFOR-0020)

**CONDITION:** The opposing forces (OPFOR) element has located the enemy. The priority intelligence requirements (PIR) and other intelligence obtained by OPFOR patrols indicate the enemy is constructing vehicle fighting positions within its defensive area. The OPFOR element has automatic and antiarmor weapons and light mortars.

**STANDARD:** The OPFOR element attempts to disrupt the enemy's efforts to establish vehicle fighting positions. 1. Locates the defensive area. 2. Surprises the main body. 3. Penetrates the defensive area with squad-size probes. 4. Inflicts casualties on the unit. 5. Destroys vehicles. 6. Disrupts the unit's preparations (prevents or delays beyond the unit's allotted time).

**TASK:** Conduct an Aerial Reconnaissance (5-OPFOR-0010)

**CONDITION:** The opposing forces (OPFOR) headquarters (HQ) element requires intelligence on the locations and identification of enemy elements. An aircraft is dispatched to take photographs and make a visual inspection of the enemy rear area.

**STANDARD:** The OPFOR element gathers photograph intelligence of the enemy. 1. Photographs the assigned sectors. 2. Makes quick visual checks where the ceiling is low. 3. Locates enemy positions in the area, particularly support and storage bases, and command and control (C2) facilities. 4. Sustains no loss of aircraft. 5. Reports priority intelligence requirements (PIR) and other information requirements to the OPFOR HQ.

**TASK:** Disrupt Defensive Preparations (5-OPFOR-0018)

**CONDITION:** The opposing forces (OPFOR) element has located the enemy. Priority intelligence requirements (PIR) and other intelligence requirements obtained by OPFOR patrols indicate that the enemy elements are establishing defensive positions. The OPFOR element has automatic and antiarmor weapons and light mortars.

**STANDARD:** The OPFOR element disrupts and delays the enemy's defensive preparations. 1. Locates and penetrates the enemy's security system. 2. Forces the enemy to delay defensive preparations. 3. Disrupts the enemy's obstacle preparations.

**TASK:** Disrupt Quartering Party Operations (5-OPFOR-0017)

**CONDITION:** The enemy is conducting quartering party operations. It has established an assembly area (AA) but has not moved in the main body.

**STANDARD:** The opposing forces (OPFOR) element attempts to disrupt quartering party operations and infiltrate the enemy's AA. 1. Locates the quartering party and the AA. 2. Surprises the main body. 3. Penetrates the AA with squad-size probes. 4. Inflicts personnel casualties and vehicle damage. 5. Disrupts the unit's preparations (prevents or delays beyond the unit's allotted time).

**TASK:** Disrupt Movement (5-OPFOR-0014)

**CONDITION:** The enemy is expected to move through the opposing forces (OPFOR) element's area of operations. The OPFOR element has received an operation order (OPORD) or fragmentary order (FRAGO) to disrupt enemy movement. The enemy has the capability to defend with direct fire and antiarmor weapons.

**STANDARD:** The OPFOR element delays enemy movement. 1. Delays the element. 2. Forces the element to deviate from its route. 3. Prevents the element from reaching its destination. 4. Surprises the element's main body.

**TASK:** Disrupt Enemy Movement and Operations Using Tactical Nuclear Weapons (5-OPFOR-0016)

**CONDITION:** The opposing forces (OPFOR) element has located the enemy. Priority intelligence requirements (PIR) and other intelligence requirements have been obtained by OPFOR patrols. Tactical nuclear weapons are employed against key locations in the rear area.

**STANDARD:** The OPFOR element disrupts enemy movement and operations. 1. Disrupts or delays the movement of the enemy's equipment and supplies to the forward areas. 2. Destroys enemy equipment and supplies. 3. Inflicts a high rate of nuclear casualties among the enemy forces. 4. Denies the enemy the use of specified areas. 5. Contaminates the enemy's equipment and supplies.

**TASK:** Disrupt Enemy Movement and Operations Using Persistent and Nonpersistent Chemical Weapons (5-OPFOR-0015)

**CONDITION:** The opposing forces (OPFOR) element has located the enemy. Priority intelligence requirements (PIR) and other intelligence requirements have been obtained by OPFOR patrols. The OPFOR units deliver chemical agents, by means of conventional artillery weapons or aircraft, along selected supply routes and key bases in the rear area.

**STANDARD:** The OPFOR element disrupts enemy movement and operations using persistent and nonpersistent chemical weapons. 1. Delivers chemical agents in low and densely wooded areas. 2. Delays the movement of enemy supplies and equipment to the forward areas. 3. Restricts the movement of the enemy units in the rear area. 4. Channels the movement of enemy units into predesignated ambush areas. 5. Contaminates enemy supplies and equipment. 6. Inflicts a high rate of casualties on enemy forces.

**TASK:** Counter Passage of Lines (5-OPFOR-0012)

**CONDITION:** Enemy forces are in defensive positions, but they are expected to attempt passage-of-lines operations. The opposing forces (OPFOR) received orders to disrupt enemy passage-of-lines operations.

**STANDARD:** The OPFOR element delays or prevents enemy passage of lines. 1. Delays the passage. 2. Prevents the company from moving all personnel through the stationary unit. 3. Engages the main body of either the moving or the stationary unit.

**TASK:** Conduct Sniper Operations (5-OPFOR-0006)

**CONDITION:** The opposing forces (OPFOR) element has assigned snipers (regular or irregular elements) in the enemy's rear area along the main supply route (MSR) and near support sites.

**STANDARD:** The OPFOR element kills or wounds targets. 1. Sets up a well-concealed location. 2. Engages vehicle drivers or personnel on foot with short bursts of semiautomatic fire. 3. Kills or wounds selected targets. 4. Prevents the position from being discovered by enemy forces. 5. Evacuates the area without being spotted. 6. Reports all specified priority intelligence requirements (PIR) and other intelligence requirements to the OPFOR headquarters (HQ).

**TASK:** Defend a Minefield (5-OPFOR-0023)

**CONDITION:** The enemy is conducting a minefield sweeping operation. The opposing forces (OPFOR) element has a minefield placed in the enemy's path. The minefield is under constant observation and fire.

**STANDARD:** The OPFOR element defends a minefield against an enemy element conducting a minefield sweeping operation. 1. Prevents the unit from detecting the obstacle. 2. Disrupts the minefield sweeping operation. 3. Prevents the unit from conducting the minefield sweeping operation, prevents the unit from moving all personnel through the breach, or delays the completion of the minefield sweeping operation for more than 45 minutes.

**TASK:** Conduct Air Attacks (5-OPFOR-0002)

**CONDITION:** The opposing forces (OPFOR) element in the rear area has forwarded the positions of the enemy support sites or the locations of moving elements. The OPFOR aircraft have been dispatched to attack enemy installations or convoys.

**STANDARD:** The OPFOR element attempts to delay, disrupt, or damage the enemy targets by air. 1. Locates the target (support sites or convoys). 2. Makes attack runs on the designated targets. 3. Inflicts heavy damage to the selected target. 4. Sustains no loss of aircraft. 5. Delays moving the force for more than one hour.

**TASK:** Surrender to the Capturing Unit on the Battlefield (5-OPFOR-0024)

**CONDITION:** The enemy has captured the opposing forces (OPFOR) element's soldiers, documents, and equipment sensitive to the OPFOR tactical operations.

**STANDARD:** The OPFOR soldiers retain or destroy documents and equipment. The OPFOR element surrenders documents and equipment of no tactical use to the enemy and attempts to conceal or destroy items of tactical value. The OPFOR element attempts escape and evasion. 1. Prevents the successful capture of documents and equipment. 2. Destroys documents and equipment. 3. Removes identifying markings from equipment. 4. Removes unit-identifying insignia. 5. Provides misleading information. 6. Plans an escape. 7. Delays movement to the nearest collection point. 8. Prevents safeguarding of enemy prisoners of war (EPWs) in order to cause embarrassment to the United States (US).

**TASK:** Attack (5-OPFOR-0001)

**CONDITION:** The opposing forces (OPFOR) element has located the enemy. The priority intelligence requirements (PIR) and other intelligence requirements have been obtained by OPFOR patrols. The OPFOR element has automatic and antiarmor weapons and light mortars.

**STANDARD:** The OPFOR element attempts to seize the terrain, vehicles, or equipment. 1. Develops an attack plan. 2. Surprises the enemy unit's main body. 3. Initiates the attack using a scheme of maneuver that exploits the enemy's flanks, gaps, and weaknesses. 4. Uses covered and concealed routes to approach the enemy forces' flanks, gaps, or weakly held areas. 5. Employs indirect fire to support the attack. 6. Penetrates enemy defenses. 7. Destroys equipment and supplies. 8. Inflicts heavy casualties. 9. Isolates the combat service support (CSS) base by blocking reinforcements. 10. Forces enemy units to displace. 11. Avoids being fixed in one position. 12. Withdraws before the CSS base is reinforced with tactical combat forces.

**TASK:** Conduct a Raid (5-OPFOR-0004)

**CONDITION:** The opposing forces (OPFOR) element has occupied an objective rally point and has orders to conduct a raid on a combat service support (CSS) base.

**STANDARD:** The OPFOR element infiltrates the enemy's base and destroys all of the targets. 1. Surprises the enemy forces. 2. Assaults the support base and accomplishes the assigned tasks. 3. Destroys the specified equipment and supplies. 4. Avoids being decisively engaged. 5. Withdraws all personnel from the objective areas within the time prescribed. 6. Obtains all priority intelligence requirements (PIR) from the raid site. 7. Sustains only light casualties from enemy fire.

**TASK:** Disrupt Assembly Area (AA) Activities (5-OPFOR-0013)

**CONDITION:** Intelligence reports indicate that platoon- and company-size enemy units are operating in the opposing forces (OPFOR) area of operations. Enemy units can defend from AAs with direct fire, antiarmor weapons, and indirect fire. The enemy has close air support (CAS) and nuclear, biological, and chemical (NBC) capabilities.

**STANDARD:** The OPFOR element locates and disrupts the enemy's AA activities. 1. Locates the element's AA. 2. Probes the AA with squad- or team-size elements. 3. Inflicts more than 5 percent casualties on the element. 4. Disrupts the element's preparations (prevents or delays beyond the element's allotted time).

**TASK:** Disrupt an Engineer Reconnaissance (5-OPFOR-0022)

**CONDITION:** The enemy is conducting an engineer reconnaissance. The opposing forces (OPFOR) element is positioned along the enemy's route.

**STANDARD:** The OPFOR element disrupts an engineer reconnaissance. 1. Prevents the unit from meeting its specified time schedule. 2. Forces the unit to deviate from its specified route. 3. Prevents the unit from accomplishing its assigned engineer reconnaissance. 4. Surprises the unit conducting the reconnaissance.

**TASK:** Conduct an Ambush (5-OPFOR-0007)

**CONDITION:** The enemy is moving in a convoy. The opposing forces (OPFOR) element is positioned along the enemy's route.

**STANDARD:** The OPFOR element inflicts casualties on the enemy and causes vehicle and equipment damage. 1. Prepares an ambush site before the element arrives. 2. Surprises march element forces. 3. Inflicts heavy casualties within the designated kill zone. 4. Inflicts heavy damage to vehicles and equipment within the designated kill zone. 5. Delays the march element from reaching a specified destination for a specified period of time. 6. Withdraws on order. 7. Sustains no casualties. 8. Reports actions to superiors.

**TASK:** Maintain Contact (5-OPFOR-0003)

**CONDITION:** The opposing forces (OPFOR) element is engaged with enemy base defense forces. The enemy forces are withdrawing under pressure.

**STANDARD:** The OPFOR element maintains enemy contact while the enemy withdraws. 1. Engages the enemy forces decisively. 2. Advances the OPFOR as the enemy forces withdraw. 3. Inflicts heavy casualties. 4. Captures the members of the enemy force. 5. Captures documents and equipment. 6. Safeguards captured documents, equipment, and personnel.

**ELEMENT:** Company Headquarters

**TASK:** Integrate Engineer Elements Into the Maneuver Staff (05-2-0300)  
(FM 5-71-2)

**ITERATION:** 1 2 3 4 5 M (Circle)

**COMMANDER/LEADER ASSESSMENT:** T P U (Circle)

**CONDITIONS:** The task force (TF) is in continuous operations under daylight or darkness. Engineer elements have been received from higher headquarters (HQ) to support TF operations. Digital units have performed functionality checks, and systems are operational. Some iterations of this task should be performed in MOPP4.

**TASK STANDARDS:** Engineer elements must be integrated into the TF's scheme of maneuver according to the commander's intent and must synchronize the engineer effort in conjunction with other battlefield operating systems (BOS). Digital units send and receive reports using frequency-modulated (FM) or digital means. The time required to perform this task is increased when conducting it in mission-oriented protection posture (MOPP) 4.

TASK STEPS AND PERFORMANCE MEASURES	GO	NO-GO
<ol style="list-style-type: none"> <li>1. The TF engineer advises the TF commander on the use of engineer assets.                             <ol style="list-style-type: none"> <li>a. Performed a mission analysis and recommended a task organization.</li> <li>b. Recommended a command or support relationship.</li> <li>c. Sent a warning order (WO) to subordinate units.</li> <li>d. Participated in the staff orders process, ensuring that engineers were integrated into the process for fire support (FS), reconnaissance and surveillance (R&amp;S), and the intelligence preparation of the battlefield (IPB).</li> <li>e. Briefed subordinate leaders on the scheme of maneuver and the commander's intent.</li> <li>f. Monitored engineer activities and made recommendations, as necessary.</li> </ol> </li> <li>* 2. Leaders prepare the units for movement and linkup operations.                             <ol style="list-style-type: none"> <li>a. Directed and conducted precombat checks (PCCs) and precombat inspections (PCIs).</li> <li>b. Reviewed drills and orders.</li> </ol> </li> <li>3. Elements prepare for combat operations.                             <ol style="list-style-type: none"> <li>a. Participated in the combined arms reconnaissance.</li> <li>b. Participated in combined arms rehearsals.</li> </ol> </li> </ol> <p>NOTE: Digital units can perform collaborative planning and send orders, reports, and text messages, using digital tools, to conduct combat operations in support of the maneuver staff.</p>		

TASK PERFORMANCE / EVALUATION SUMMARY BLOCK							
ITERATION	1	2	3	4	5	M	TOTAL
TOTAL TASK STEPS EVALUATED							
TOTAL TASK STEPS "GO"							
TRAINING STATUS "GO"/"NO-GO"							

"\*" indicates a leader task step.



**SUPPORTING INDIVIDUAL TASKS**

<b>Task Number</b>	<b>Task Title</b>	<b>References</b>
052-192-3125	Direct a Row Minefield Siting Party	STP 5-12B24-SM-TG STP 5-62G13-SM-TG

**SUPPORTING COLLECTIVE TASKS**

<b>Task Number</b>	<b>Task Title</b>	<b>References</b>
05-1-0002	Prepare an Engineer Estimate (Battalion)	ARTEP 5-025-66-MTP ARTEP 5-155-66-MTP ARTEP 5-215-66-MTP ARTEP 5-335-60-MTP ARTEP 5-335-66-MTP ARTEP 5-415-66-MTP ARTEP 5-425-66-MTP ARTEP 5-435-66-MTP ARTEP 5-445-64-MTP ARTEP 5-445-66-MTP ARTEP 5-605-66-MTP
05-2-0002	Prepare an Engineer Estimate (Company)	ARTEP 5-027-35-MTP ARTEP 5-053-35-MTP ARTEP 5-063-35-MTP ARTEP 5-113-35-MTP ARTEP 5-145-32-MTP ARTEP 5-157-35-MTP ARTEP 5-217-35-MTP ARTEP 5-335-65-MTP ARTEP 5-337-35-MTP ARTEP 5-427-35-MTP ARTEP 5-436-35-MTP ARTEP 5-436-37-MTP ARTEP 5-437-36-MTP ARTEP 5-437-38-MTP ARTEP 5-447-35-MTP ARTEP 5-447-37-MTP ARTEP 5-463-35-MTP ARTEP 5-463-36-MTP ARTEP 5-473-35-MTP
05-2-7008	Prepare an Operation Order (OPORD) (Company/Platoon)	ARTEP 5-026-34-MTP  ARTEP 5-027-10-MTP ARTEP 5-027-35-MTP ARTEP 5-053-11-MTP ARTEP 5-053-12-MTP ARTEP 5-053-35-MTP ARTEP 5-063-10-MTP ARTEP 5-063-11-MTP ARTEP 5-063-35-MTP ARTEP 5-113-11-MTP ARTEP 5-113-12-MTP ARTEP 5-113-35-MTP ARTEP 5-145-12-MTP ARTEP 5-145-32-MTP ARTEP 5-156-34-MTP ARTEP 5-157-10-MTP

**SUPPORTING COLLECTIVE TASKS**

<b>Task Number</b>	<b>Task Title</b>	<b>References</b>
		ARTEP 5-157-35-MTP
		ARTEP 5-216-34-MTP
		ARTEP 5-217-10-MTP
		ARTEP 5-217-35-MTP
		ARTEP 5-335-60-MTP
		ARTEP 5-335-65-MTP
		ARTEP 5-335-70-MTP
		ARTEP 5-336-34-MTP
		ARTEP 5-337-10-MTP
		ARTEP 5-337-35-MTP
		ARTEP 5-413-35-MTP
		ARTEP 5-416-14-MTP
		ARTEP 5-416-34-MTP
		ARTEP 5-417-13-MTP
		ARTEP 5-423-11-MTP
		ARTEP 5-423-35-MTP
		ARTEP 5-424-35-MTP
		ARTEP 5-426-34-MTP
		ARTEP 5-427-10-MTP
		ARTEP 5-427-35-MTP
		ARTEP 5-434-35-MTP
		ARTEP 5-436-35-MTP
		ARTEP 5-436-37-MTP
		ARTEP 5-437-10-MTP
		ARTEP 5-437-11-MTP
		ARTEP 5-437-36-MTP
		ARTEP 5-437-38-MTP
		ARTEP 5-446-34-MTP
		ARTEP 5-446-36-MTP
		ARTEP 5-447-10-MTP
		ARTEP 5-447-11-MTP
		ARTEP 5-447-35-MTP
		ARTEP 5-447-37-MTP
		ARTEP 5-463-10-MTP
		ARTEP 5-463-12-MTP
		ARTEP 5-463-15-MTP
		ARTEP 5-463-17-MTP
		ARTEP 5-463-35-MTP
		ARTEP 5-463-36-MTP
		ARTEP 5-473-35-MTP
		ARTEP 5-500-66-MTP
		ARTEP 5-520-10-MTP
		ARTEP 5-520-12-MTP
		ARTEP 5-520-14-MTP
		ARTEP 5-530-14-MTP
		ARTEP 5-530-16-MTP
		ARTEP 5-603-35-MTP
		ARTEP 5-605-66-MTP
		ARTEP 5-607-35-MTP
		ARTEP 5-608-35-MTP
		ARTEP 5-616-34-MTP
		ARTEP 5-617-10-MTP
		ARTEP 5-617-11-MTP

**SUPPORTING COLLECTIVE TASKS****Task Number****Task Title****References**

ARTEP 5-617-35-MTP

**OPFOR TASKS AND STANDARDS****TASK:** Disrupt Movement (5-OPFOR-0014)**CONDITION:** The enemy is expected to move through the opposing forces (OPFOR) element's area of operations. The OPFOR element has received an operation order (OPORD) or fragmentary order (FRAGO) to disrupt enemy movement. The enemy has the capability to defend with direct fire and antiarmor weapons.**STANDARD:** The OPFOR element delays enemy movement. 1. Delays the element. 2. Forces the element to deviate from its route. 3. Prevents the element from reaching its destination. 4. Surprises the element's main body.**TASK:** Defeat Obstacles (5-OPFOR-0009)**CONDITION:** The opposing forces (OPFOR) element encounters an obstacle that blocks the avenue of approach as it advances upon the enemy forces.**STANDARD:** The OPFOR element bypasses or breaches the enemy obstacle. 1. Detects the obstacle before halting its main body. 2. Defeats the obstacle. a. Bypasses the obstacle without entering the engagement areas. b. Breaches the obstacle within 45 minutes and passes its entire force through the obstacle. 3. Does not incur degradation to the point that the mission must be discontinued.**TASK:** Conduct an Attack (5-OPFOR-0008)**CONDITION:** The enemy is conducting tactical operations. The opposing forces (OPFOR) element receives orders to attack the enemy, the area of occupation, or the main supply route (MSR) with smoke.**STANDARD:** The OPFOR element disrupts the enemy's movement and smoke operations. 1. Determines the delivery method of the smoke attack. 2. Locates the target. 3. Delivers the smoke attack downwind. 4. Attacks the enemy with smoke, and surge attacks when the enemy responds to the smoke.**TASK:** Disrupt a Route Reconnaissance (5-OPFOR-0021)**CONDITION:** The enemy is conducting a route reconnaissance. The opposing forces (OPFOR) element is positioned along the enemy's route.**STANDARD:** The OPFOR element attempts to disrupt a squad/section conducting a route reconnaissance. 1. Prevents the unit from meeting its specified time schedule. 2. Forces the unit to deviate from its specified route. 3. Prevents the unit from reaching its assigned destination. 4. Surprises the squad/section. 5. Inflicts casualties on the unit.**TASK:** Conduct Terrorist and Saboteur Attacks (5-OPFOR-0005)**CONDITION:** The opposing forces (OPFOR) element dispatches small teams into the enemy's rear area to disrupt combat service support (CSS) operations.

**STANDARD:** The enemy sustains disrupted command and control (C2), destroyed equipment and supplies, and light casualties. 1. Locates rear support bases and C2 facilities. 2. Delays and disrupts CSS operations through probes. 3. Infiltrates CSS bases to conduct sabotage and terrorist activities. 4. Inflicts light casualties. 5. Destroys supplies and equipment.

**TASK:** Disrupt a Net Control Station (NCS) (5-OPFOR-0019)

**CONDITION:** The enemy has established a NCS. The opposing forces (OPFOR) element has radio and jamming equipment.

**STANDARD:** The OPFOR element attempts to disrupt an NCS. 1. Attempts to locate the radio frequency that the unit is operating on. 2. Attempts to enter the radio net. 3. Attempts to issue "bogus" orders to a unit on the net. 4. Jams the radio frequency and forces the unit to go to an alternate frequency.

**TASK:** Disrupt Construction of Vehicle Fighting Positions (5-OPFOR-0020)

**CONDITION:** The opposing forces (OPFOR) element has located the enemy. The priority intelligence requirements (PIR) and other intelligence obtained by OPFOR patrols indicate the enemy is constructing vehicle fighting positions within its defensive area. The OPFOR element has automatic and antiarmor weapons and light mortars.

**STANDARD:** The OPFOR element attempts to disrupt the enemy's efforts to establish vehicle fighting positions. 1. Locates the defensive area. 2. Surprises the main body. 3. Penetrates the defensive area with squad-size probes. 4. Inflicts casualties on the unit. 5. Destroys vehicles. 6. Disrupts the unit's preparations (prevents or delays beyond the unit's allotted time).

**TASK:** Conduct an Aerial Reconnaissance (5-OPFOR-0010)

**CONDITION:** The opposing forces (OPFOR) headquarters (HQ) element requires intelligence on the locations and identification of enemy elements. An aircraft is dispatched to take photographs and make a visual inspection of the enemy rear area.

**STANDARD:** The OPFOR element gathers photograph intelligence of the enemy. 1. Photographs the assigned sectors. 2. Makes quick visual checks where the ceiling is low. 3. Locates enemy positions in the area, particularly support and storage bases, and command and control (C2) facilities. 4. Sustains no loss of aircraft. 5. Reports priority intelligence requirements (PIR) and other information requirements to the OPFOR HQ.

**TASK:** Disrupt Defensive Preparations (5-OPFOR-0018)

**CONDITION:** The opposing forces (OPFOR) element has located the enemy. Priority intelligence requirements (PIR) and other intelligence requirements obtained by OPFOR patrols indicate that the enemy elements are establishing defensive positions. The OPFOR element has automatic and antiarmor weapons and light mortars.

**STANDARD:** The OPFOR element disrupts and delays the enemy's defensive preparations. 1. Locates and penetrates the enemy's security system. 2. Forces the enemy to delay defensive preparations. 3. Disrupts the enemy's obstacle preparations.

**TASK:** Disrupt Quarters Party Operations (5-OPFOR-0017)

**CONDITION:** The enemy is conducting quarters party operations. It has established an assembly area (AA) but has not moved in the main body.

**STANDARD:** The opposing forces (OPFOR) element attempts to disrupt quartering party operations and infiltrate the enemy's AA. 1. Locates the quartering party and the AA. 2. Surprises the main body. 3. Penetrates the AA with squad-size probes. 4. Inflicts personnel casualties and vehicle damage. 5. Disrupts the unit's preparations (prevents or delays beyond the unit's allotted time).

**TASK:** Disrupt Enemy Movement and Operations Using Persistent and Nonpersistent Chemical Weapons (5-OPFOR-0015)

**CONDITION:** The opposing forces (OPFOR) element has located the enemy. Priority intelligence requirements (PIR) and other intelligence requirements have been obtained by OPFOR patrols. The OPFOR units deliver chemical agents, by means of conventional artillery weapons or aircraft, along selected supply routes and key bases in the rear area.

**STANDARD:** The OPFOR element disrupts enemy movement and operations using persistent and nonpersistent chemical weapons. 1. Delivers chemical agents in low and densely wooded areas. 2. Delays the movement of enemy supplies and equipment to the forward areas. 3. Restricts the movement of the enemy units in the rear area. 4. Channels the movement of enemy units into predesignated ambush areas. 5. Contaminates enemy supplies and equipment. 6. Inflicts a high rate of casualties on enemy forces.

**TASK:** Disrupt Enemy Movement and Operations Using Tactical Nuclear Weapons (5-OPFOR-0016)

**CONDITION:** The opposing forces (OPFOR) element has located the enemy. Priority intelligence requirements (PIR) and other intelligence requirements have been obtained by OPFOR patrols. Tactical nuclear weapons are employed against key locations in the rear area.

**STANDARD:** The OPFOR element disrupts enemy movement and operations. 1. Disrupts or delays the movement of the enemy's equipment and supplies to the forward areas. 2. Destroys enemy equipment and supplies. 3. Inflicts a high rate of nuclear casualties among the enemy forces. 4. Denies the enemy the use of specified areas. 5. Contaminates the enemy's equipment and supplies.

**TASK:** Counter Passage of Lines (5-OPFOR-0012)

**CONDITION:** Enemy forces are in defensive positions, but they are expected to attempt passage-of-lines operations. The opposing forces (OPFOR) received orders to disrupt enemy passage-of-lines operations.

**STANDARD:** The OPFOR element delays or prevents enemy passage of lines. 1. Delays the passage. 2. Prevents the company from moving all personnel through the stationary unit. 3. Engages the main body of either the moving or the stationary unit.

**TASK:** Conduct a Raid (5-OPFOR-0004)

**CONDITION:** The opposing forces (OPFOR) element has occupied an objective rally point and has orders to conduct a raid on a combat service support (CSS) base.

**STANDARD:** The OPFOR element infiltrates the enemy's base and destroys all of the targets. 1. Surprises the enemy forces. 2. Assaults the support base and accomplishes the assigned tasks. 3. Destroys the specified equipment and supplies. 4. Avoids being decisively engaged. 5. Withdraws all personnel from the objective areas within the time prescribed. 6. Obtains all priority intelligence requirements (PIR) from the raid site. 7. Sustains only light casualties from enemy fire.

**TASK:** Conduct Sniper Operations (5-OPFOR-0006)

**CONDITION:** The opposing forces (OPFOR) element has assigned snipers (regular or irregular elements) in the enemy's rear area along the main supply route (MSR) and near support sites.

**STANDARD:** The OPFOR element kills or wounds targets. 1. Sets up a well-concealed location. 2. Engages vehicle drivers or personnel on foot with short bursts of semiautomatic fire. 3. Kills or wounds selected targets. 4. Prevents the position from being discovered by enemy forces. 5. Evacuates the area without being spotted. 6. Reports all specified priority intelligence requirements (PIR) and other intelligence requirements to the OPFOR headquarters (HQ).

**TASK:** Defend a Minefield (5-OPFOR-0023)

**CONDITION:** The enemy is conducting a minefield sweeping operation. The opposing forces (OPFOR) element has a minefield placed in the enemy's path. The minefield is under constant observation and fire.

**STANDARD:** The OPFOR element defends a minefield against an enemy element conducting a minefield sweeping operation. 1. Prevents the unit from detecting the obstacle. 2. Disrupts the minefield sweeping operation. 3. Prevents the unit from conducting the minefield sweeping operation, prevents the unit from moving all personnel through the breach, or delays the completion of the minefield sweeping operation for more than 45 minutes.

**TASK:** Conduct Air Attacks (5-OPFOR-0002)

**CONDITION:** The opposing forces (OPFOR) element in the rear area has forwarded the positions of the enemy support sites or the locations of moving elements. The OPFOR aircraft have been dispatched to attack enemy installations or convoys.

**STANDARD:** The OPFOR element attempts to delay, disrupt, or damage the enemy targets by air. 1. Locates the target (support sites or convoys). 2. Makes attack runs on the designated targets. 3. Inflicts heavy damage to the selected target. 4. Sustains no loss of aircraft. 5. Delays moving the force for more than one hour.

**TASK:** Surrender to the Capturing Unit on the Battlefield (5-OPFOR-0024)

**CONDITION:** The enemy has captured the opposing forces (OPFOR) element's soldiers, documents, and equipment sensitive to the OPFOR tactical operations.

**STANDARD:** The OPFOR soldiers retain or destroy documents and equipment. The OPFOR element surrenders documents and equipment of no tactical use to the enemy and attempts to conceal or destroy items of tactical value. The OPFOR element attempts escape and evasion. 1. Prevents the successful capture of documents and equipment. 2. Destroys documents and equipment. 3. Removes identifying markings from equipment. 4. Removes unit-identifying insignia. 5. Provides misleading information. 6. Plans an escape. 7. Delays movement to the nearest collection point. 8. Prevents safeguarding of enemy prisoners of war (EPWs) in order to cause embarrassment to the United States (US).

**TASK:** Attack (5-OPFOR-0001)

**CONDITION:** The opposing forces (OPFOR) element has located the enemy. The priority intelligence requirements (PIR) and other intelligence requirements have been obtained by OPFOR patrols. The OPFOR element has automatic and antiarmor weapons and light mortars.

**STANDARD:** The OPFOR element attempts to seize the terrain, vehicles, or equipment. 1. Develops an attack plan. 2. Surprises the enemy unit's main body. 3. Initiates the attack using a scheme of maneuver that exploits the enemy's flanks, gaps, and weaknesses. 4. Uses covered and concealed routes to approach the enemy forces' flanks, gaps, or weakly held areas. 5. Employs indirect fire to support the attack. 6. Penetrates enemy defenses. 7. Destroys equipment and supplies. 8. Inflicts heavy casualties. 9. Isolates the combat service support (CSS) base by blocking reinforcements. 10. Forces enemy units to displace. 11. Avoids being fixed in one position. 12. Withdraws before the CSS base is reinforced with tactical combat forces.

**TASK:** Disrupt Assembly Area (AA) Activities (5-OPFOR-0013)

**CONDITION:** Intelligence reports indicate that platoon- and company-size enemy units are operating in the opposing forces (OPFOR) area of operations. Enemy units can defend from AAs with direct fire, antiarmor weapons, and indirect fire. The enemy has close air support (CAS) and nuclear, biological, and chemical (NBC) capabilities.

**STANDARD:** The OPFOR element locates and disrupts the enemy's AA activities. 1. Locates the element's AA. 2. Probes the AA with squad- or team-size elements. 3. Inflicts more than 5 percent casualties on the element. 4. Disrupts the element's preparations (prevents or delays beyond the element's allotted time).

**TASK:** Disrupt an Engineer Reconnaissance (5-OPFOR-0022)

**CONDITION:** The enemy is conducting an engineer reconnaissance. The opposing forces (OPFOR) element is positioned along the enemy's route.

**STANDARD:** The OPFOR element disrupts an engineer reconnaissance. 1. Prevents the unit from meeting its specified time schedule. 2. Forces the unit to deviate from its specified route. 3. Prevents the unit from accomplishing its assigned engineer reconnaissance. 4. Surprises the unit conducting the reconnaissance.

**TASK:** Conduct an Ambush (5-OPFOR-0007)

**CONDITION:** The enemy is moving in a convoy. The opposing forces (OPFOR) element is positioned along the enemy's route.

**STANDARD:** The OPFOR element inflicts casualties on the enemy and causes vehicle and equipment damage. 1. Prepares an ambush site before the element arrives. 2. Surprises march element forces. 3. Inflicts heavy casualties within the designated kill zone. 4. Inflicts heavy damage to vehicles and equipment within the designated kill zone. 5. Delays the march element from reaching a specified destination for a specified period of time. 6. Withdraws on order. 7. Sustains no casualties. 8. Reports actions to superiors.

**TASK:** Maintain Contact (5-OPFOR-0003)

**CONDITION:** The opposing forces (OPFOR) element is engaged with enemy base defense forces. The enemy forces are withdrawing under pressure.

**STANDARD:** The OPFOR element maintains enemy contact while the enemy withdraws. 1. Engages the enemy forces decisively. 2. Advances the OPFOR as the enemy forces withdraw. 3. Inflicts heavy casualties. 4. Captures the members of the enemy force. 5. Captures documents and equipment. 6. Safeguards captured documents, equipment, and personnel.

**ELEMENT:** Company Headquarters

**TASK:** Integrate Obstacles Into Direct- and Indirect-Fire Plans (05-2-0314)  
 (FM 90-7) (FM 20-32)

**ITERATION:** 1 2 3 4 5 M (Circle)

**COMMANDER/LEADER ASSESSMENT:** T P U (Circle)

**CONDITIONS:** The engineer company is supporting a maneuver task force (TF) that is planning for defensive operations. The TF commander has received guidance. Obstacles and direct- and indirect-fire plans have been approved. Digital units have performed functionality checks, and systems are operational. Some iterations of this task should be performed in MOPP4.

**TASK STANDARDS:** The integration plan supports the TF commander's scheme of maneuver. Obstacles must be integrated with direct and indirect fires to achieve the desired effect on the enemy. Digital units send and receive reports using frequency-modulated (FM) or digital means. The time required to perform this task is increased when conducting it in mission-oriented protection posture (MOPP) 4.

TASK STEPS AND PERFORMANCE MEASURES	GO	NO-GO
<p>* 1. The commander or the executive officer (XO) assists the Intelligence Officer (US Army) (S2) in the intelligence preparation of the battlefield (IPB) process.</p> <ul style="list-style-type: none"> <li>a. Analyzed the terrain to identify assembly areas (AAs) and maneuver controls (MCs).</li> <li>b. Determined the size of the enemy force that each AA could support.</li> <li>c. Determined where the enemy was vulnerable.</li> </ul> <p>NOTE: Digital units request Digital Topographic Support Systems (DTSS) products and All-Source Analysis System (ASAS) support from higher headquarters (HQ).</p> <p>* 2. The commander decides how he wants to use obstacles to support the scheme of maneuver. At TF level, obstacle intent identifies the--</p> <ul style="list-style-type: none"> <li>a. Target. Identified the size of the unit that the obstacles were targeting.</li> <li>b. Obstacle effect. Ensured that subordinate units knew the desired obstacle effect (disrupt, turn, fix, or block).</li> <li>c. Relative location.</li> </ul> <p>* 3. The commander or the XO ensures that fire support (FS) targets are incorporated into the obstacle plan.</p> <p>* 4. The commander or the XO ensures that adequate direct-fire systems, based on the target of the obstacles, are resourced to overwatch the obstacles.</p> <p>* 5. The platoon leader coordinates with supported units to site obstacles for coverage by direct-fire systems.</p> <ul style="list-style-type: none"> <li>a. Determined or refined the target reference points (TRPs) to synchronize direct and indirect fires.</li> <li>b. Ensured that the enemy could be effected in the desired manner.</li> <li>c. Coordinated for target turnover.</li> </ul> <p>NOTE: Digital units use collaborative tools in the Army Battle Command System (ABCS) to plan, control, and report obstacles and fire support.</p>		



TASK PERFORMANCE / EVALUATION SUMMARY BLOCK							
ITERATION	1	2	3	4	5	M	TOTAL
TOTAL TASK STEPS EVALUATED							
TOTAL TASK STEPS "GO"							
TRAINING STATUS "GO"/"NO-GO"							

"\*" indicates a leader task step.

**SUPPORTING INDIVIDUAL TASKS: NONE**

**SUPPORTING COLLECTIVE TASKS**

<b>Task Number</b>	<b>Task Title</b>	<b>References</b>
05-1-1391	Request a Standard Topographic Product	ARTEP 5-335-60-MTP ARTEP 5-335-66-MTP ARTEP 5-402-33-MTP ARTEP 5-402-68-MTP ARTEP 5-412-68-MTP ARTEP 5-412-69-MTP ARTEP 5-435-66-MTP ARTEP 5-435-67-MTP ARTEP 5-437-10-MTP ARTEP 5-437-11-MTP ARTEP 5-437-36-MTP ARTEP 5-437-38-MTP
05-2-0001	Prepare an Obstacle Plan	ARTEP 5-027-35-MTP ARTEP 5-053-35-MTP ARTEP 5-063-35-MTP ARTEP 5-113-35-MTP ARTEP 5-157-35-MTP ARTEP 5-217-35-MTP ARTEP 5-335-65-MTP ARTEP 5-337-35-MTP ARTEP 5-427-35-MTP ARTEP 5-435-67-MTP ARTEP 5-437-36-MTP ARTEP 5-437-38-MTP ARTEP 5-447-35-MTP ARTEP 5-447-37-MTP
05-2-0025	Report Obstacle Information (Company)	ARTEP 5-026-34-MTP ARTEP 5-027-35-MTP ARTEP 5-053-35-MTP ARTEP 5-063-35-MTP ARTEP 5-113-35-MTP ARTEP 5-157-35-MTP ARTEP 5-217-35-MTP ARTEP 5-335-65-MTP ARTEP 5-337-35-MTP ARTEP 5-417-35-MTP ARTEP 5-423-35-MTP ARTEP 5-427-35-MTP ARTEP 5-436-37-MTP

**SUPPORTING COLLECTIVE TASKS**

<b>Task Number</b>	<b>Task Title</b>	<b>References</b>
05-2-0314	Integrate Obstacles Into Direct- and Indirect-Fire Plans	ARTEP 5-437-36-MTP
		ARTEP 5-437-38-MTP
		ARTEP 5-447-35-MTP
		ARTEP 5-447-37-MTP
		ARTEP 5-053-35-MTP
05-2-1218	Conduct Report Procedures	ARTEP 5-113-35-MTP
		ARTEP 5-335-65-MTP
		ARTEP 5-337-35-MTP
		ARTEP 5-435-67-MTP
		ARTEP 5-437-36-MTP
		ARTEP 5-437-38-MTP
		ARTEP 5-026-34-MTP
		ARTEP 5-027-10-MTP
		ARTEP 5-053-11-MTP
		ARTEP 5-053-12-MTP
		ARTEP 5-053-35-MTP
		ARTEP 5-063-10-MTP
		ARTEP 5-063-11-MTP
		ARTEP 5-063-35-MTP
		ARTEP 5-113-11-MTP
		ARTEP 5-113-12-MTP
		ARTEP 5-113-35-MTP
		ARTEP 5-156-34-MTP
		ARTEP 5-157-10-MTP
		ARTEP 5-216-34-MTP
		ARTEP 5-217-10-MTP
		ARTEP 5-335-60-MTP
		ARTEP 5-335-65-MTP
		ARTEP 5-337-10-MTP
		ARTEP 5-337-35-MTP
		ARTEP 5-423-11-MTP
		ARTEP 5-424-35-MTP
		ARTEP 5-426-34-MTP
		ARTEP 5-427-10-MTP
		ARTEP 5-434-35-MTP
		ARTEP 5-435-67-MTP
		ARTEP 5-437-10-MTP
		ARTEP 5-437-11-MTP
ARTEP 5-437-36-MTP		
ARTEP 5-437-38-MTP		
ARTEP 5-446-34-MTP		
ARTEP 5-446-36-MTP		
ARTEP 5-447-10-MTP		
ARTEP 5-447-11-MTP		
ARTEP 5-463-10-MTP		
ARTEP 5-463-12-MTP		
ARTEP 5-463-15-MTP		
ARTEP 5-463-17-MTP		
ARTEP 5-603-35-MTP		

**OPFOR TASKS AND STANDARDS**

**TASK:** Disrupt Movement (5-OPFOR-0014)

**CONDITION:** The enemy is expected to move through the opposing forces (OPFOR) element's area of operations. The OPFOR element has received an operation order (OPORD) or fragmentary order (FRAGO) to disrupt enemy movement. The enemy has the capability to defend with direct fire and antiarmor weapons.

**STANDARD:** The OPFOR element delays enemy movement. 1. Delays the element. 2. Forces the element to deviate from its route. 3. Prevents the element from reaching its destination. 4. Surprises the element's main body.

**TASK:** Defeat Obstacles (5-OPFOR-0009)

**CONDITION:** The opposing forces (OPFOR) element encounters an obstacle that blocks the avenue of approach as it advances upon the enemy forces.

**STANDARD:** The OPFOR element bypasses or breaches the enemy obstacle. 1. Detects the obstacle before halting its main body. 2. Defeats the obstacle. a. Bypasses the obstacle without entering the engagement areas. b. Breaches the obstacle within 45 minutes and passes its entire force through the obstacle. 3. Does not incur degradation to the point that the mission must be discontinued.

**TASK:** Conduct an Attack (5-OPFOR-0008)

**CONDITION:** The enemy is conducting tactical operations. The opposing forces (OPFOR) element receives orders to attack the enemy, the area of occupation, or the main supply route (MSR) with smoke.

**STANDARD:** The OPFOR element disrupts the enemy's movement and smoke operations. 1. Determines the delivery method of the smoke attack. 2. Locates the target. 3. Delivers the smoke attack downwind. 4. Attacks the enemy with smoke, and surge attacks when the enemy responds to the smoke.

**TASK:** Disrupt a Route Reconnaissance (5-OPFOR-0021)

**CONDITION:** The enemy is conducting a route reconnaissance. The opposing forces (OPFOR) element is positioned along the enemy's route.

**STANDARD:** The OPFOR element attempts to disrupt a squad/section conducting a route reconnaissance. 1. Prevents the unit from meeting its specified time schedule. 2. Forces the unit to deviate from its specified route. 3. Prevents the unit from reaching its assigned destination. 4. Surprises the squad/section. 5. Inflicts casualties on the unit.

**TASK:** Conduct Terrorist and Saboteur Attacks (5-OPFOR-0005)

**CONDITION:** The opposing forces (OPFOR) element dispatches small teams into the enemy's rear area to disrupt combat service support (CSS) operations.

**STANDARD:** The enemy sustains disrupted command and control (C2), destroyed equipment and supplies, and light casualties. 1. Locates rear support bases and C2 facilities. 2. Delays and disrupts CSS operations through probes. 3. Infiltrates CSS bases to conduct sabotage and terrorist activities. 4. Inflicts light casualties. 5. Destroys supplies and equipment.

**TASK:** Disrupt a Net Control Station (NCS) (5-OPFOR-0019)

**CONDITION:** The enemy has established a NCS. The opposing forces (OPFOR) element has radio and jamming equipment.

**STANDARD:** The OPFOR element attempts to disrupt an NCS. 1. Attempts to locate the radio frequency that the unit is operating on. 2. Attempts to enter the radio net. 3. Attempts to issue "bogus" orders to a unit on the net. 4. Jams the radio frequency and forces the unit to go to an alternate frequency.

**TASK:** Disrupt Construction of Vehicle Fighting Positions (5-OPFOR-0020)

**CONDITION:** The opposing forces (OPFOR) element has located the enemy. The priority intelligence requirements (PIR) and other intelligence obtained by OPFOR patrols indicate the enemy is constructing vehicle fighting positions within its defensive area. The OPFOR element has automatic and antiarmor weapons and light mortars.

**STANDARD:** The OPFOR element attempts to disrupt the enemy's efforts to establish vehicle fighting positions. 1. Locates the defensive area. 2. Surprises the main body. 3. Penetrates the defensive area with squad-size probes. 4. Inflicts casualties on the unit. 5. Destroys vehicles. 6. Disrupts the unit's preparations (prevents or delays beyond the unit's allotted time).

**TASK:** Conduct an Aerial Reconnaissance (5-OPFOR-0010)

**CONDITION:** The opposing forces (OPFOR) headquarters (HQ) element requires intelligence on the locations and identification of enemy elements. An aircraft is dispatched to take photographs and make a visual inspection of the enemy rear area.

**STANDARD:** The OPFOR element gathers photograph intelligence of the enemy. 1. Photographs the assigned sectors. 2. Makes quick visual checks where the ceiling is low. 3. Locates enemy positions in the area, particularly support and storage bases, and command and control (C2) facilities. 4. Sustains no loss of aircraft. 5. Reports priority intelligence requirements (PIR) and other information requirements to the OPFOR HQ.

**TASK:** Disrupt Defensive Preparations (5-OPFOR-0018)

**CONDITION:** The opposing forces (OPFOR) element has located the enemy. Priority intelligence requirements (PIR) and other intelligence requirements obtained by OPFOR patrols indicate that the enemy elements are establishing defensive positions. The OPFOR element has automatic and antiarmor weapons and light mortars.

**STANDARD:** The OPFOR element disrupts and delays the enemy's defensive preparations. 1. Locates and penetrates the enemy's security system. 2. Forces the enemy to delay defensive preparations. 3. Disrupts the enemy's obstacle preparations.

**TASK:** Disrupt Quartering Party Operations (5-OPFOR-0017)

**CONDITION:** The enemy is conducting quartering party operations. It has established an assembly area (AA) but has not moved in the main body.

**STANDARD:** The opposing forces (OPFOR) element attempts to disrupt quartering party operations and infiltrate the enemy's AA. 1. Locates the quartering party and the AA. 2. Surprises the main body. 3. Penetrates the AA with squad-size probes. 4. Inflicts personnel casualties and vehicle damage. 5. Disrupts the unit's preparations (prevents or delays beyond the unit's allotted time).

**TASK:** Disrupt Enemy Movement and Operations Using Persistent and Nonpersistent Chemical Weapons (5-OPFOR-0015)

**CONDITION:** The opposing forces (OPFOR) element has located the enemy. Priority intelligence requirements (PIR) and other intelligence requirements have been obtained by OPFOR patrols. The OPFOR units deliver chemical agents, by means of conventional artillery weapons or aircraft, along selected supply routes and key bases in the rear area.

**STANDARD:** The OPFOR element disrupts enemy movement and operations using persistent and nonpersistent chemical weapons. 1. Delivers chemical agents in low and densely wooded areas. 2. Delays the movement of enemy supplies and equipment to the forward areas. 3. Restricts the movement of the enemy units in the rear area. 4. Channels the movement of enemy units into predesignated ambush areas. 5. Contaminates enemy supplies and equipment. 6. Inflicts a high rate of casualties on enemy forces.

**TASK:** Disrupt Enemy Movement and Operations Using Tactical Nuclear Weapons (5-OPFOR-0016)

**CONDITION:** The opposing forces (OPFOR) element has located the enemy. Priority intelligence requirements (PIR) and other intelligence requirements have been obtained by OPFOR patrols. Tactical nuclear weapons are employed against key locations in the rear area.

**STANDARD:** The OPFOR element disrupts enemy movement and operations. 1. Disrupts or delays the movement of the enemy's equipment and supplies to the forward areas. 2. Destroys enemy equipment and supplies. 3. Inflicts a high rate of nuclear casualties among the enemy forces. 4. Denies the enemy the use of specified areas. 5. Contaminates the enemy's equipment and supplies.

**TASK:** Counter Passage of Lines (5-OPFOR-0012)

**CONDITION:** Enemy forces are in defensive positions, but they are expected to attempt passage-of-lines operations. The opposing forces (OPFOR) received orders to disrupt enemy passage-of-lines operations.

**STANDARD:** The OPFOR element delays or prevents enemy passage of lines. 1. Delays the passage. 2. Prevents the company from moving all personnel through the stationary unit. 3. Engages the main body of either the moving or the stationary unit.

**TASK:** Conduct a Raid (5-OPFOR-0004)

**CONDITION:** The opposing forces (OPFOR) element has occupied an objective rally point and has orders to conduct a raid on a combat service support (CSS) base.

**STANDARD:** The OPFOR element infiltrates the enemy's base and destroys all of the targets. 1. Surprises the enemy forces. 2. Assaults the support base and accomplishes the assigned tasks. 3. Destroys the specified equipment and supplies. 4. Avoids being decisively engaged. 5. Withdraws all personnel from the objective areas within the time prescribed. 6. Obtains all priority intelligence requirements (PIR) from the raid site. 7. Sustains only light casualties from enemy fire.

**TASK:** Conduct Sniper Operations (5-OPFOR-0006)

**CONDITION:** The opposing forces (OPFOR) element has assigned snipers (regular or irregular elements) in the enemy's rear area along the main supply route (MSR) and near support sites.

**STANDARD:** The OPFOR element kills or wounds targets. 1. Sets up a well-concealed location. 2. Engages vehicle drivers or personnel on foot with short bursts of semiautomatic fire. 3. Kills or wounds selected targets. 4. Prevents the position from being discovered by enemy forces. 5. Evacuates the area without being spotted. 6. Reports all specified priority intelligence requirements (PIR) and other intelligence requirements to the OPFOR headquarters (HQ).

**TASK:** Defend a Minefield (5-OPFOR-0023)

**CONDITION:** The enemy is conducting a minefield sweeping operation. The opposing forces (OPFOR) element has a minefield placed in the enemy's path. The minefield is under constant observation and fire.

**STANDARD:** The OPFOR element defends a minefield against an enemy element conducting a minefield sweeping operation. 1. Prevents the unit from detecting the obstacle. 2. Disrupts the minefield sweeping operation. 3. Prevents the unit from conducting the minefield sweeping operation, prevents the unit from moving all personnel through the breach, or delays the completion of the minefield sweeping operation for more than 45 minutes.

**TASK:** Conduct Air Attacks (5-OPFOR-0002)

**CONDITION:** The opposing forces (OPFOR) element in the rear area has forwarded the positions of the enemy support sites or the locations of moving elements. The OPFOR aircraft have been dispatched to attack enemy installations or convoys.

**STANDARD:** The OPFOR element attempts to delay, disrupt, or damage the enemy targets by air. 1. Locates the target (support sites or convoys). 2. Makes attack runs on the designated targets. 3. Inflicts heavy damage to the selected target. 4. Sustains no loss of aircraft. 5. Delays moving the force for more than one hour.

**TASK:** Surrender to the Capturing Unit on the Battlefield (5-OPFOR-0024)

**CONDITION:** The enemy has captured the opposing forces (OPFOR) element's soldiers, documents, and equipment sensitive to the OPFOR tactical operations.

**STANDARD:** The OPFOR soldiers retain or destroy documents and equipment. The OPFOR element surrenders documents and equipment of no tactical use to the enemy and attempts to conceal or destroy items of tactical value. The OPFOR element attempts escape and evasion. 1. Prevents the successful capture of documents and equipment. 2. Destroys documents and equipment. 3. Removes identifying markings from equipment. 4. Removes unit-identifying insignia. 5. Provides misleading information. 6. Plans an escape. 7. Delays movement to the nearest collection point. 8. Prevents safeguarding of enemy prisoners of war (EPWs) in order to cause embarrassment to the United States (US).

**TASK:** Attack (5-OPFOR-0001)

**CONDITION:** The opposing forces (OPFOR) element has located the enemy. The priority intelligence requirements (PIR) and other intelligence requirements have been obtained by OPFOR patrols. The OPFOR element has automatic and antiarmor weapons and light mortars.

**STANDARD:** The OPFOR element attempts to seize the terrain, vehicles, or equipment. 1. Develops an attack plan. 2. Surprises the enemy unit's main body. 3. Initiates the attack using a scheme of maneuver that exploits the enemy's flanks, gaps, and weaknesses. 4. Uses covered and concealed routes to approach the enemy forces' flanks, gaps, or weakly held areas. 5. Employs indirect fire to support the attack. 6. Penetrates enemy defenses. 7. Destroys equipment and supplies. 8. Inflicts heavy casualties. 9. Isolates the combat service support (CSS) base by blocking reinforcements. 10. Forces enemy units to displace. 11. Avoids being fixed in one position. 12. Withdraws before the CSS base is reinforced with tactical combat forces.

**TASK:** Disrupt Assembly Area (AA) Activities (5-OPFOR-0013)

**CONDITION:** Intelligence reports indicate that platoon- and company-size enemy units are operating in the opposing forces (OPFOR) area of operations. Enemy units can defend from AAs with direct fire, antiarmor weapons, and indirect fire. The enemy has close air support (CAS) and nuclear, biological, and chemical (NBC) capabilities.

**STANDARD:** The OPFOR element locates and disrupts the enemy's AA activities. 1. Locates the element's AA. 2. Probes the AA with squad- or team-size elements. 3. Inflicts more than 5 percent casualties on the element. 4. Disrupts the element's preparations (prevents or delays beyond the element's allotted time).

**TASK:** Disrupt an Engineer Reconnaissance (5-OPFOR-0022)

**CONDITION:** The enemy is conducting an engineer reconnaissance. The opposing forces (OPFOR) element is positioned along the enemy's route.

**STANDARD:** The OPFOR element disrupts an engineer reconnaissance. 1. Prevents the unit from meeting its specified time schedule. 2. Forces the unit to deviate from its specified route. 3. Prevents the unit from accomplishing its assigned engineer reconnaissance. 4. Surprises the unit conducting the reconnaissance.

**TASK:** Conduct an Ambush (5-OPFOR-0007)

**CONDITION:** The enemy is moving in a convoy. The opposing forces (OPFOR) element is positioned along the enemy's route.

**STANDARD:** The OPFOR element inflicts casualties on the enemy and causes vehicle and equipment damage. 1. Prepares an ambush site before the element arrives. 2. Surprises march element forces. 3. Inflicts heavy casualties within the designated kill zone. 4. Inflicts heavy damage to vehicles and equipment within the designated kill zone. 5. Delays the march element from reaching a specified destination for a specified period of time. 6. Withdraws on order. 7. Sustains no casualties. 8. Reports actions to superiors.

**TASK:** Maintain Contact (5-OPFOR-0003)

**CONDITION:** The opposing forces (OPFOR) element is engaged with enemy base defense forces. The enemy forces are withdrawing under pressure.

**STANDARD:** The OPFOR element maintains enemy contact while the enemy withdraws. 1. Engages the enemy forces decisively. 2. Advances the OPFOR as the enemy forces withdraw. 3. Inflicts heavy casualties. 4. Captures the members of the enemy force. 5. Captures documents and equipment. 6. Safeguards captured documents, equipment, and personnel.

**ELEMENTS:** Company  
 Three Engineer Platoon Headquarters  
 Nine Engineer Squads  
 Assault and Obstacle Platoon Headquarters  
 Obstacle Section  
 Three Assault Sections

**TASK:** Conduct Report Procedures (05-2-1218)  
 (FM 24-1) (FM 24-18) (FM 24-19)  
 (FM 24-33) (FM 24-35) (FM 24-35-1)  
 (FM 3-100) (FM 3-11) (FM 34-45)  
 (FM 7-7) (STANAG 2003)

**ITERATION:** 1 2 3 4 5 M (Circle)

**COMMANDER/LEADER ASSESSMENT:** T P U (Circle)

**CONDITIONS:** An element is conducting combat operations. Digital units have performed functionality checks, and systems are operational. Some iterations of this task should be performed in MOPP4.

**TASK STANDARDS:** The element submits reports, such as operational occurrence reports, spot reports (SPOTREPs), and shelling reports (SHELREPs) to higher headquarters (HQ) in a timely manner. Digital units send and receive reports using frequency-modulated (FM) or digital means. Reports should be in the correct format, as shown in this task, the appropriate field manual (FM), or the unit's standing operating procedure (SOP). The time required to perform this task is increased when conducting it in mission-oriented protection posture (MOPP) 4.

TASK STEPS AND PERFORMANCE MEASURES	GO	NO-GO
<p>* 1. Leaders submit the SPOTREP to higher HQ as required by the unit's SOP or the situation.                      NOTE: Digital units send reports through alert messaging using the Army Battle Command System (ABCS) according to the unit's tactical standing operating procedure (TACSOP).</p> <ul style="list-style-type: none"> <li>a. Ensured that the SPOTREP included the size, activity, location, unit, time, and equipment (SALUTE).</li> <li>b. Dispatched the SPOTREP by the fastest means available; in a tactical situation, dispatched the SPOTREP within 5 minutes of receipt of the information. When necessary, the leaders submitted a partial report within the time constraints and updated it as additional information became available.</li> </ul> <p>* 2. Leaders submit the SHELREP, the mortar bombing report (MORTREP), and the bombing report (BOMREP) to the next higher HQ.                      NOTE: The reports should include the following: The originating unit; the observer position; the direction; the time that the shelling began; the time that the shelling ended; the area that was bombed, shelled, rocketed, or mortared; the number and the nature of weapons and aircraft; the nature of fire (direct or indirect); the number, type, and caliber of shells, rockets, bombs, or mortar rounds; and the flash-to-bang time, the damage, and the angle of the fall or descent, as the time and the conditions permit.</p> <ul style="list-style-type: none"> <li>a. Submitted the report within 30 minutes following the activity or consistent with the tactical situation.</li> <li>b. Submitted the report, even if it contained incomplete information.</li> <li>c. Ensured that the encryption conformed to the signal operation instructions (SOI).</li> </ul>		



TASK STEPS AND PERFORMANCE MEASURES	GO	NO-GO
<p>3. The radiotelephone operator (RATELO) submits a meaconing, intrusion, jamming, and interference (MIJI) report to the net control station (NCS) within 10 minutes of notification of the activity. The report contains the following information:</p> <ul style="list-style-type: none"> <li>a. Item 1, the MIJI. When transmitting over nonsecure communications, encrypt the numerals 022.</li> <li>b. Item 2, the type of interference. When transmitting over nonsecure communications, encrypt the following numerals for the interference: meaconing - 1, intrusion - 2, jamming - 3, interference - 4.</li> <li>c. Item 3, the instrument affected. When transmitting over nonsecure communications, encrypt the following numerals for the instrument affected: radio - 1, radar - 2, navigational aid - 3, satellite - 4, electro-optics - 5.</li> <li>d. Item 4, the frequency or the channel affected. When transmitting over nonsecure communications, encrypt the affected frequency.</li> <li>e. Item 5, complete the call sign of the affected station operator (for secure and nonsecure communications).</li> <li>f. Item 6, complete the grid coordinates of the affected station. When transmitting by nonsecure means, encrypt the coordinates.</li> </ul> <p>* 4. Leaders submit all operational occurrence reports as soon as the tactical situation permits. The information includes the--</p> <ul style="list-style-type: none"> <li>a. Line of departure (LD) crossing.</li> <li>b. Checkpoint arrival times.</li> <li>c. Rally point (RP) arrival time.</li> <li>d. Logistics report.</li> <li>e. Intelligence report.</li> </ul> <p>* 5. Leaders submit both verbal and written patrol reports as required by Standardization Agreement (STANAG) 2003. The report includes--</p> <ul style="list-style-type: none"> <li>a. The designation of the patrol.</li> <li>b. The date.</li> <li>c. The unit receiving the report.</li> <li>d. The name of the person submitting the report.</li> <li>e. The size and composition of the patrol.</li> <li>f. The mission.</li> <li>g. The departure and return times.</li> <li>h. The routes out and back.</li> <li>i. A terrain description, to include the-- <ul style="list-style-type: none"> <li>(1) Type of terrain, such as dry, swamp, jungle, thickly wooded, high brush, or rocky.</li> <li>(2) Deepness of the ravines and the draws.</li> <li>(3) Size, type, strength, and condition of the bridges.</li> <li>(4) Effect on armored and wheeled vehicles.</li> </ul> </li> <li>j. Data on the enemy, to include the-- <ul style="list-style-type: none"> <li>(1) Strength.</li> <li>(2) Disposition.</li> <li>(3) Condition of the defense.</li> <li>(4) Equipment and weapons.</li> <li>(5) Morale of the personnel.</li> <li>(6) Exact location.</li> <li>(7) Shift in disposition.</li> <li>(8) Time that the activity was observed and the coordinates where the activity occurred.</li> </ul> </li> <li>k. Any map corrections.</li> </ul>		

TASK STEPS AND PERFORMANCE MEASURES	GO	NO-GO
l. Any miscellaneous information, including aspects of nuclear, biological, chemical (NBC) warfare. m. The outcome of previous enemy encounters, to include the-- (1) Enemy prisoners and their disposition. (2) Identification of enemy personnel. (3) Enemy casualties. (4) Captured documents and equipment. n. The condition of the patrol, including the disposition of the dead or wounded. o. Conclusions and recommendations. Include what was accomplished and any recommendations regarding the patrol equipment and tactics. p. The signature, grade or rank, and organization or unit of the patrol leader. q. Additional remarks by the interrogator and the interrogator's signature.  * 6. Leaders submit an NBC 1 report. a. Submitted the initial NBC 1 (within 5 minutes of the activity) and follow-up reports to the unit's HQ. b. Submitted the most accurate information possible, using the most secure means available (by flash precedence for the initial burst and immediate precedence for subsequent attacks).  * 7. Leaders submit an NBC 4 report. a. Submitted the report to the unit HQ. b. Submitted the most accurate information possible, using the most secure means available.		

TASK PERFORMANCE / EVALUATION SUMMARY BLOCK							
ITERATION	1	2	3	4	5	M	TOTAL
TOTAL TASK STEPS EVALUATED							
TOTAL TASK STEPS "GO"							
TRAINING STATUS "GO"/"NO-GO"							

"\*" indicates a leader task step.

**SUPPORTING INDIVIDUAL TASKS**

Task Number	Task Title	References
071-326-5626	Prepare an Oral Operation Order	STP 21-24-SMCT

**SUPPORTING COLLECTIVE TASKS**

Task Number	Task Title	References
05-2-1380	Identify Terrain Information Requirements	ARTEP47-002-47X-MTP
05-2-1383	Disseminate Terrain Information (Products)	

**OPFOR TASKS AND STANDARDS**

**TASK:** Surrender to the Capturing Unit on the Battlefield (5-OPFOR-0024)

**CONDITION:** The enemy has captured the opposing forces (OPFOR) element's soldiers, documents, and equipment sensitive to the OPFOR tactical operations.

**STANDARD:** The OPFOR soldiers retain or destroy documents and equipment. The OPFOR element surrenders documents and equipment of no tactical use to the enemy and attempts to conceal or destroy items of tactical value. The OPFOR element attempts escape and evasion. 1. Prevents the successful capture of documents and equipment. 2. Destroys documents and equipment. 3. Removes identifying markings from equipment. 4. Removes unit-identifying insignia. 5. Provides misleading information. 6. Plans an escape. 7. Delays movement to the nearest collection point. 8. Prevents safeguarding of enemy prisoners of war (EPWs) in order to cause embarrassment to the United States (US).

**TASK:** Disrupt a Route Reconnaissance (5-OPFOR-0021)

**CONDITION:** The enemy is conducting a route reconnaissance. The opposing forces (OPFOR) element is positioned along the enemy's route.

**STANDARD:** The OPFOR element attempts to disrupt a squad/section conducting a route reconnaissance. 1. Prevents the unit from meeting its specified time schedule. 2. Forces the unit to deviate from its specified route. 3. Prevents the unit from reaching its assigned destination. 4. Surprises the squad/section. 5. Inflicts casualties on the unit.

**TASK:** Defeat Obstacles (5-OPFOR-0009)

**CONDITION:** The opposing forces (OPFOR) element encounters an obstacle that blocks the avenue of approach as it advances upon the enemy forces.

**STANDARD:** The OPFOR element bypasses or breaches the enemy obstacle. 1. Detects the obstacle before halting its main body. 2. Defeats the obstacle. a. Bypasses the obstacle without entering the engagement areas. b. Breaches the obstacle within 45 minutes and passes its entire force through the obstacle. 3. Does not incur degradation to the point that the mission must be discontinued.

**TASK:** Conduct an Attack (5-OPFOR-0008)

**CONDITION:** The enemy is conducting tactical operations. The opposing forces (OPFOR) element receives orders to attack the enemy, the area of occupation, or the main supply route (MSR) with smoke.

**STANDARD:** The OPFOR element disrupts the enemy's movement and smoke operations. 1. Determines the delivery method of the smoke attack. 2. Locates the target. 3. Delivers the smoke attack downwind. 4. Attacks the enemy with smoke, and surge attacks when the enemy responds to the smoke.

**TASK:** Disrupt a Net Control Station (NCS) (5-OPFOR-0019)

**CONDITION:** The enemy has established a NCS. The opposing forces (OPFOR) element has radio and jamming equipment.

**STANDARD:** The OPFOR element attempts to disrupt an NCS. 1. Attempts to locate the radio frequency that the unit is operating on. 2. Attempts to enter the radio net. 3. Attempts to issue "bogus" orders to a unit on the net. 4. Jams the radio frequency and forces the unit to go to an alternate frequency.

**TASK:** Disrupt Construction of Vehicle Fighting Positions (5-OPFOR-0020)

**CONDITION:** The opposing forces (OPFOR) element has located the enemy. The priority intelligence requirements (PIR) and other intelligence obtained by OPFOR patrols indicate the enemy is constructing vehicle fighting positions within its defensive area. The OPFOR element has automatic and antiarmor weapons and light mortars.

**STANDARD:** The OPFOR element attempts to disrupt the enemy's efforts to establish vehicle fighting positions. 1. Locates the defensive area. 2. Surprises the main body. 3. Penetrates the defensive area with squad-size probes. 4. Inflicts casualties on the unit. 5. Destroys vehicles. 6. Disrupts the unit's preparations (prevents or delays beyond the unit's allotted time).

**TASK:** Disrupt an Engineer Reconnaissance (5-OPFOR-0022)

**CONDITION:** The enemy is conducting an engineer reconnaissance. The opposing forces (OPFOR) element is positioned along the enemy's route.

**STANDARD:** The OPFOR element disrupts an engineer reconnaissance. 1. Prevents the unit from meeting its specified time schedule. 2. Forces the unit to deviate from its specified route. 3. Prevents the unit from accomplishing its assigned engineer reconnaissance. 4. Surprises the unit conducting the reconnaissance.

**TASK:** Conduct an Aerial Reconnaissance (5-OPFOR-0010)

**CONDITION:** The opposing forces (OPFOR) headquarters (HQ) element requires intelligence on the locations and identification of enemy elements. An aircraft is dispatched to take photographs and make a visual inspection of the enemy rear area.

**STANDARD:** The OPFOR element gathers photograph intelligence of the enemy. 1. Photographs the assigned sectors. 2. Makes quick visual checks where the ceiling is low. 3. Locates enemy positions in the area, particularly support and storage bases, and command and control (C2) facilities. 4. Sustains no loss of aircraft. 5. Reports priority intelligence requirements (PIR) and other information requirements to the OPFOR HQ.

**TASK:** Conduct Terrorist and Saboteur Attacks (5-OPFOR-0005)

**CONDITION:** The opposing forces (OPFOR) element dispatches small teams into the enemy's rear area to disrupt combat service support (CSS) operations.

**STANDARD:** The enemy sustains disrupted command and control (C2), destroyed equipment and supplies, and light casualties. 1. Locates rear support bases and C2 facilities. 2. Delays and disrupts CSS operations through probes. 3. Infiltrates CSS bases to conduct sabotage and terrorist activities. 4. Inflicts light casualties. 5. Destroys supplies and equipment.

**TASK:** Disrupt Defensive Preparations (5-OPFOR-0018)

**CONDITION:** The opposing forces (OPFOR) element has located the enemy. Priority intelligence requirements (PIR) and other intelligence requirements obtained by OPFOR patrols indicate that the enemy elements are establishing defensive positions. The OPFOR element has automatic and antiarmor weapons and light mortars.

**STANDARD:** The OPFOR element disrupts and delays the enemy's defensive preparations. 1. Locates and penetrates the enemy's security system. 2. Forces the enemy to delay defensive preparations. 3. Disrupts the enemy's obstacle preparations.

**TASK:** Disrupt Quartering Party Operations (5-OPFOR-0017)

**CONDITION:** The enemy is conducting quartering party operations. It has established an assembly area (AA) but has not moved in the main body.

**STANDARD:** The opposing forces (OPFOR) element attempts to disrupt quartering party operations and infiltrate the enemy's AA. 1. Locates the quartering party and the AA. 2. Surprises the main body. 3. Penetrates the AA with squad-size probes. 4. Inflicts personnel casualties and vehicle damage. 5. Disrupts the unit's preparations (prevents or delays beyond the unit's allotted time).

**TASK:** Disrupt Enemy Movement and Operations Using Tactical Nuclear Weapons (5-OPFOR-0016)

**CONDITION:** The opposing forces (OPFOR) element has located the enemy. Priority intelligence requirements (PIR) and other intelligence requirements have been obtained by OPFOR patrols. Tactical nuclear weapons are employed against key locations in the rear area.

**STANDARD:** The OPFOR element disrupts enemy movement and operations. 1. Disrupts or delays the movement of the enemy's equipment and supplies to the forward areas. 2. Destroys enemy equipment and supplies. 3. Inflicts a high rate of nuclear casualties among the enemy forces. 4. Denies the enemy the use of specified areas. 5. Contaminates the enemy's equipment and supplies.

**TASK:** Disrupt Enemy Movement and Operations Using Persistent and Nonpersistent Chemical Weapons (5-OPFOR-0015)

**CONDITION:** The opposing forces (OPFOR) element has located the enemy. Priority intelligence requirements (PIR) and other intelligence requirements have been obtained by OPFOR patrols. The OPFOR units deliver chemical agents, by means of conventional artillery weapons or aircraft, along selected supply routes and key bases in the rear area.

**STANDARD:** The OPFOR element disrupts enemy movement and operations using persistent and nonpersistent chemical weapons. 1. Delivers chemical agents in low and densely wooded areas. 2. Delays the movement of enemy supplies and equipment to the forward areas. 3. Restricts the movement of the enemy units in the rear area. 4. Channels the movement of enemy units into predesignated ambush areas. 5. Contaminates enemy supplies and equipment. 6. Inflicts a high rate of casualties on enemy forces.

**TASK:** Disrupt Movement (5-OPFOR-0014)

**CONDITION:** The enemy is expected to move through the opposing forces (OPFOR) element's area of operations. The OPFOR element has received an operation order (OPORD) or fragmentary order (FRAGO) to disrupt enemy movement. The enemy has the capability to defend with direct fire and antiarmor weapons.

**STANDARD:** The OPFOR element delays enemy movement. 1. Delays the element. 2. Forces the element to deviate from its route. 3. Prevents the element from reaching its destination. 4. Surprises the element's main body.

**TASK:** Counter Passage of Lines (5-OPFOR-0012)

**CONDITION:** Enemy forces are in defensive positions, but they are expected to attempt passage-of-lines operations. The opposing forces (OPFOR) received orders to disrupt enemy passage-of-lines operations.

**STANDARD:** The OPFOR element delays or prevents enemy passage of lines. 1. Delays the passage. 2. Prevents the company from moving all personnel through the stationary unit. 3. Engages the main body of either the moving or the stationary unit.

**TASK:** Conduct Sniper Operations (5-OPFOR-0006)

**CONDITION:** The opposing forces (OPFOR) element has assigned snipers (regular or irregular elements) in the enemy's rear area along the main supply route (MSR) and near support sites.

**STANDARD:** The OPFOR element kills or wounds targets. 1. Sets up a well-concealed location. 2. Engages vehicle drivers or personnel on foot with short bursts of semiautomatic fire. 3. Kills or wounds selected targets. 4. Prevents the position from being discovered by enemy forces. 5. Evacuates the area without being spotted. 6. Reports all specified priority intelligence requirements (PIR) and other intelligence requirements to the OPFOR headquarters (HQ).

**TASK:** Conduct Air Attacks (5-OPFOR-0002)

**CONDITION:** The opposing forces (OPFOR) element in the rear area has forwarded the positions of the enemy support sites or the locations of moving elements. The OPFOR aircraft have been dispatched to attack enemy installations or convoys.

**STANDARD:** The OPFOR element attempts to delay, disrupt, or damage the enemy targets by air. 1. Locates the target (support sites or convoys). 2. Makes attack runs on the designated targets. 3. Inflicts heavy damage to the selected target. 4. Sustains no loss of aircraft. 5. Delays moving the force for more than one hour.

**TASK:** Attack (5-OPFOR-0001)

**CONDITION:** The opposing forces (OPFOR) element has located the enemy. The priority intelligence requirements (PIR) and other intelligence requirements have been obtained by OPFOR patrols. The OPFOR element has automatic and antiarmor weapons and light mortars.

**STANDARD:** The OPFOR element attempts to seize the terrain, vehicles, or equipment. 1. Develops an attack plan. 2. Surprises the enemy unit's main body. 3. Initiates the attack using a scheme of maneuver that exploits the enemy's flanks, gaps, and weaknesses. 4. Uses covered and concealed routes to approach the enemy forces' flanks, gaps, or weakly held areas. 5. Employs indirect fire to support the attack. 6. Penetrates enemy defenses. 7. Destroys equipment and supplies. 8. Inflicts heavy casualties. 9. Isolates the combat service support (CSS) base by blocking reinforcements. 10. Forces enemy units to displace. 11. Avoids being fixed in one position. 12. Withdraws before the CSS base is reinforced with tactical combat forces.

**TASK:** Conduct a Raid (5-OPFOR-0004)

**CONDITION:** The opposing forces (OPFOR) element has occupied an objective rally point and has orders to conduct a raid on a combat service support (CSS) base.

**STANDARD:** The OPFOR element infiltrates the enemy's base and destroys all of the targets. 1. Surprises the enemy forces. 2. Assaults the support base and accomplishes the assigned tasks. 3. Destroys the specified equipment and supplies. 4. Avoids being decisively engaged. 5. Withdraws all personnel from the objective areas within the time prescribed. 6. Obtains all priority intelligence requirements (PIR) from the raid site. 7. Sustains only light casualties from enemy fire.

**TASK:** Defend a Minefield (5-OPFOR-0023)

**CONDITION:** The enemy is conducting a minefield sweeping operation. The opposing forces (OPFOR) element has a minefield placed in the enemy's path. The minefield is under constant observation and fire.

**STANDARD:** The OPFOR element defends a minefield against an enemy element conducting a minefield sweeping operation. 1. Prevents the unit from detecting the obstacle. 2. Disrupts the minefield sweeping operation. 3. Prevents the unit from conducting the minefield sweeping operation, prevents the unit from moving all personnel through the breach, or delays the completion of the minefield sweeping operation for more than 45 minutes.

**TASK:** Disrupt Assembly Area (AA) Activities (5-OPFOR-0013)

**CONDITION:** Intelligence reports indicate that platoon- and company-size enemy units are operating in the opposing forces (OPFOR) area of operations. Enemy units can defend from AAs with direct fire, antiarmor weapons, and indirect fire. The enemy has close air support (CAS) and nuclear, biological, and chemical (NBC) capabilities.

**STANDARD:** The OPFOR element locates and disrupts the enemy's AA activities. 1. Locates the element's AA. 2. Probes the AA with squad- or team-size elements. 3. Inflicts more than 5 percent casualties on the element. 4. Disrupts the element's preparations (prevents or delays beyond the element's allotted time).

**TASK:** Conduct an Ambush (5-OPFOR-0007)

**CONDITION:** The enemy is moving in a convoy. The opposing forces (OPFOR) element is positioned along the enemy's route.

**STANDARD:** The OPFOR element inflicts casualties on the enemy and causes vehicle and equipment damage. 1. Prepares an ambush site before the element arrives. 2. Surprises march element forces. 3. Inflicts heavy casualties within the designated kill zone. 4. Inflicts heavy damage to vehicles and equipment within the designated kill zone. 5. Delays the march element from reaching a specified destination for a specified period of time. 6. Withdraws on order. 7. Sustains no casualties. 8. Reports actions to superiors.

**TASK:** Maintain Contact (5-OPFOR-0003)

**CONDITION:** The opposing forces (OPFOR) element is engaged with enemy base defense forces. The enemy forces are withdrawing under pressure.

**STANDARD:** The OPFOR element maintains enemy contact while the enemy withdraws. 1. Engages the enemy forces decisively. 2. Advances the OPFOR as the enemy forces withdraw. 3. Inflicts heavy casualties. 4. Captures the members of the enemy force. 5. Captures documents and equipment. 6. Safeguards captured documents, equipment, and personnel.

**ELEMENTS:** Three Engineer Platoon Headquarters  
 Assault and Obstacle Platoon Headquarters

**TASK:** Prepare an Operation Order (OPORD) (Company/Platoon) (05-2-7008)  
 (FM 5-71-2) (FM 5-34)

**ITERATION:** 1 2 3 4 5 M (Circle)

**COMMANDER/LEADER ASSESSMENT:** T P U (Circle)

**CONDITIONS:** A company is performing tactical operations. The company receives a new mission that requires the preparation of an OPORD. Digital units have performed functionality checks, and systems are operational. The unit is linked to the task force (TF) tactical operations center (TOC). Some iterations of this task should be performed in MOPP4.

**TASK STANDARDS:** The OPORD follows the commander's intent, is understandable, and contains all of the information necessary to accomplish the mission. Digital units send and receive orders and reports using frequency-modulated (FM) or digital means. The time required to perform this task is increased when conducting it in mission-oriented protection posture (MOPP) 4.

TASK STEPS AND PERFORMANCE MEASURES	GO	NO-GO
<p>* 1. The element leader writes an OPORD following the five-paragraph format.                      NOTE: Digital units write and disseminate the OPORD using the Army Battle Command System (ABCS), perform collaborative planning, and submit orders/requests and reports according to the unit's tactical standing operating procedure (TACSOP).</p> <ul style="list-style-type: none"> <li>a. Ensured that the situation paragraph contained information about the enemy forces, friendly forces, attachments, and detachments.</li> <li>b. Stated the mission clearly. Included who, what, when, where, and why.</li> <li>c. Ensured that the execution paragraph included the commander's intent, the subordinate unit's instructions, and coordinating instructions.</li> </ul> <p>NOTE: Address any environmental considerations in the coordinating instructions. Include specific measures to minimize environmental damage.</p> <ul style="list-style-type: none"> <li>d. Ensured that the service support paragraph contained combat service support (CSS) and unit support instructions. If the paragraph was too long, used an annex. Otherwise, used the following paragraph sample format:                             <ul style="list-style-type: none"> <li>(1) Material and services.</li> <li>(2) Medical.</li> <li>(3) Personnel.</li> <li>(4) Civil military.</li> <li>(5) As necessary.</li> </ul> </li> <li>e. Ensured that the command and signal paragraphs specified the command post (CP) locations for supporting the units and gave the instructions for coordinating and establishing communications by different means (digital and FM).</li> </ul> <p>* 2. The element leader ensures that the necessary information is included and briefed to the subordinate elements.</p> <p>* 3. The element leader ensures that the order is disseminated or briefed in time to satisfy the one-third/two-third rule (allowing subordinates two-thirds of the available time).</p>		



TASK PERFORMANCE / EVALUATION SUMMARY BLOCK							
ITERATION	1	2	3	4	5	M	TOTAL
TOTAL TASK STEPS EVALUATED							
TOTAL TASK STEPS "GO"							
TRAINING STATUS "GO"/"NO-GO"							

"\*" indicates a leader task step.

**SUPPORTING INDIVIDUAL TASKS**

Task Number	Task Title	References
071-326-5626	Prepare an Oral Operation Order	STP 21-24-SMCT

**SUPPORTING COLLECTIVE TASKS**

Task Number	Task Title	References
05-1-1389	Identify Topographic Support Requirements	ARTEP 5-053-35-MTP ARTEP 5-113-35-MTP ARTEP 5-332-68-MTP ARTEP 5-335-60-MTP ARTEP 5-335-66-MTP ARTEP 5-337-35-MTP ARTEP 5-402-33-MTP ARTEP 5-402-68-MTP ARTEP 5-412-68-MTP ARTEP 5-412-69-MTP ARTEP 5-435-66-MTP ARTEP 5-435-67-MTP ARTEP 5-437-36-MTP ARTEP 5-437-38-MTP ARTEP 5-520-10-MTP ARTEP 5-530-14-MTP ARTEP 5-603-35-MTP ARTEP47-002-47X-MTP
05-1-1391	Request a Standard Topographic Product	ARTEP 5-335-60-MTP ARTEP 5-335-66-MTP ARTEP 5-402-33-MTP ARTEP 5-402-68-MTP ARTEP 5-412-68-MTP ARTEP 5-412-69-MTP ARTEP 5-435-66-MTP ARTEP 5-435-67-MTP ARTEP 5-437-10-MTP ARTEP 5-437-11-MTP ARTEP 5-437-36-MTP ARTEP 5-437-38-MTP ARTEP 5-335-60-MTP
05-1-1393	Request Nonstandard Topographic Products	ARTEP 5-335-66-MTP ARTEP 5-402-33-MTP ARTEP 5-402-68-MTP ARTEP 5-412-68-MTP ARTEP 5-412-69-MTP

**SUPPORTING COLLECTIVE TASKS**

<b>Task Number</b>	<b>Task Title</b>	<b>References</b>
		ARTEP 5-435-66-MTP ARTEP 5-435-67-MTP ARTEP 5-437-10-MTP ARTEP 5-437-11-MTP ARTEP 5-437-36-MTP ARTEP 5-437-38-MTP ARTEP 5-500-66-MTP ARTEP 5-602-68-MTP
05-2-1380 05-4-1372	Identify Terrain Information Requirements Disseminate Terrain Information Product	ARTEP47-002-47X-MTP ARTEP 5-540-10-MTP ARTEP 5-540-11-MTP ARTEP 5-540-12-MTP ARTEP 5-540-13-MTP ARTEP 5-607-35-MTP
05-4-1376	Perform Topographic Collection Effort	ARTEP 5-540-10-MTP ARTEP 5-540-11-MTP ARTEP 5-540-12-MTP ARTEP 5-540-13-MTP ARTEP 5-605-66-MTP ARTEP 5-606-34-MTP ARTEP 5-607-35-MTP ARTEP 5-608-35-MTP
05-6-0088	Coordinate Topographic Operations	ARTEP 5-402-68-MTP ARTEP 5-412-68-MTP ARTEP 5-412-69-MTP ARTEP 5-602-68-MTP ARTEP47-002-47X-MTP

**OPFOR TASKS AND STANDARDS**

**TASK:** Defeat Obstacles (5-OPFOR-0009)

**CONDITION:** The opposing forces (OPFOR) element encounters an obstacle that blocks the avenue of approach as it advances upon the enemy forces.

**STANDARD:** The OPFOR element bypasses or breaches the enemy obstacle. 1. Detects the obstacle before halting its main body. 2. Defeats the obstacle. a. Bypasses the obstacle without entering the engagement areas. b. Breaches the obstacle within 45 minutes and passes its entire force through the obstacle. 3. Does not incur degradation to the point that the mission must be discontinued.

**TASK:** Conduct an Attack (5-OPFOR-0008)

**CONDITION:** The enemy is conducting tactical operations. The opposing forces (OPFOR) element receives orders to attack the enemy, the area of occupation, or the main supply route (MSR) with smoke.

**STANDARD:** The OPFOR element disrupts the enemy's movement and smoke operations. 1. Determines the delivery method of the smoke attack. 2. Locates the target. 3. Delivers the smoke attack downwind. 4. Attacks the enemy with smoke, and surge attacks when the enemy responds to the smoke.

**TASK:** Disrupt a Net Control Station (NCS) (5-OPFOR-0019)

**CONDITION:** The enemy has established a NCS. The opposing forces (OPFOR) element has radio and jamming equipment.

**STANDARD:** The OPFOR element attempts to disrupt an NCS. 1. Attempts to locate the radio frequency that the unit is operating on. 2. Attempts to enter the radio net. 3. Attempts to issue "bogus" orders to a unit on the net. 4. Jams the radio frequency and forces the unit to go to an alternate frequency.

**TASK:** Disrupt Construction of Vehicle Fighting Positions (5-OPFOR-0020)

**CONDITION:** The opposing forces (OPFOR) element has located the enemy. The priority intelligence requirements (PIR) and other intelligence obtained by OPFOR patrols indicate the enemy is constructing vehicle fighting positions within its defensive area. The OPFOR element has automatic and antiarmor weapons and light mortars.

**STANDARD:** The OPFOR element attempts to disrupt the enemy's efforts to establish vehicle fighting positions. 1. Locates the defensive area. 2. Surprises the main body. 3. Penetrates the defensive area with squad-size probes. 4. Inflicts casualties on the unit. 5. Destroys vehicles. 6. Disrupts the unit's preparations (prevents or delays beyond the unit's allotted time).

**TASK:** Disrupt an Engineer Reconnaissance (5-OPFOR-0022)

**CONDITION:** The enemy is conducting an engineer reconnaissance. The opposing forces (OPFOR) element is positioned along the enemy's route.

**STANDARD:** The OPFOR element disrupts an engineer reconnaissance. 1. Prevents the unit from meeting its specified time schedule. 2. Forces the unit to deviate from its specified route. 3. Prevents the unit from accomplishing its assigned engineer reconnaissance. 4. Surprises the unit conducting the reconnaissance.

**TASK:** Conduct an Aerial Reconnaissance (5-OPFOR-0010)

**CONDITION:** The opposing forces (OPFOR) headquarters (HQ) element requires intelligence on the locations and identification of enemy elements. An aircraft is dispatched to take photographs and make a visual inspection of the enemy rear area.

**STANDARD:** The OPFOR element gathers photograph intelligence of the enemy. 1. Photographs the assigned sectors. 2. Makes quick visual checks where the ceiling is low. 3. Locates enemy positions in the area, particularly support and storage bases, and command and control (C2) facilities. 4. Sustains no loss of aircraft. 5. Reports priority intelligence requirements (PIR) and other information requirements to the OPFOR HQ.

**TASK:** Conduct Terrorist and Saboteur Attacks (5-OPFOR-0005)

**CONDITION:** The opposing forces (OPFOR) element dispatches small teams into the enemy's rear area to disrupt combat service support (CSS) operations.

**STANDARD:** The enemy sustains disrupted command and control (C2), destroyed equipment and supplies, and light casualties. 1. Locates rear support bases and C2 facilities. 2. Delays and disrupts CSS operations through probes. 3. Infiltrates CSS bases to conduct sabotage and terrorist activities. 4. Inflicts light casualties. 5. Destroys supplies and equipment.

**TASK:** Disrupt Defensive Preparations (5-OPFOR-0018)

**CONDITION:** The opposing forces (OPFOR) element has located the enemy. Priority intelligence requirements (PIR) and other intelligence requirements obtained by OPFOR patrols indicate that the enemy elements are establishing defensive positions. The OPFOR element has automatic and antiarmor weapons and light mortars.

**STANDARD:** The OPFOR element disrupts and delays the enemy's defensive preparations. 1. Locates and penetrates the enemy's security system. 2. Forces the enemy to delay defensive preparations. 3. Disrupts the enemy's obstacle preparations.

**TASK:** Disrupt Quartering Party Operations (5-OPFOR-0017)

**CONDITION:** The enemy is conducting quartering party operations. It has established an assembly area (AA) but has not moved in the main body.

**STANDARD:** The opposing forces (OPFOR) element attempts to disrupt quartering party operations and infiltrate the enemy's AA. 1. Locates the quartering party and the AA. 2. Surprises the main body. 3. Penetrates the AA with squad-size probes. 4. Inflicts personnel casualties and vehicle damage. 5. Disrupts the unit's preparations (prevents or delays beyond the unit's allotted time).

**TASK:** Disrupt Enemy Movement and Operations Using Tactical Nuclear Weapons (5-OPFOR-0016)

**CONDITION:** The opposing forces (OPFOR) element has located the enemy. Priority intelligence requirements (PIR) and other intelligence requirements have been obtained by OPFOR patrols. Tactical nuclear weapons are employed against key locations in the rear area.

**STANDARD:** The OPFOR element disrupts enemy movement and operations. 1. Disrupts or delays the movement of the enemy's equipment and supplies to the forward areas. 2. Destroys enemy equipment and supplies. 3. Inflicts a high rate of nuclear casualties among the enemy forces. 4. Denies the enemy the use of specified areas. 5. Contaminates the enemy's equipment and supplies.

**TASK:** Disrupt Enemy Movement and Operations Using Persistent and Nonpersistent Chemical Weapons (5-OPFOR-0015)

**CONDITION:** The opposing forces (OPFOR) element has located the enemy. Priority intelligence requirements (PIR) and other intelligence requirements have been obtained by OPFOR patrols. The OPFOR units deliver chemical agents, by means of conventional artillery weapons or aircraft, along selected supply routes and key bases in the rear area.

**STANDARD:** The OPFOR element disrupts enemy movement and operations using persistent and nonpersistent chemical weapons. 1. Delivers chemical agents in low and densely wooded areas. 2. Delays the movement of enemy supplies and equipment to the forward areas. 3. Restricts the movement of the enemy units in the rear area. 4. Channels the movement of enemy units into predesignated ambush areas. 5. Contaminates enemy supplies and equipment. 6. Inflicts a high rate of casualties on enemy forces.

**TASK:** Disrupt Movement (5-OPFOR-0014)

**CONDITION:** The enemy is expected to move through the opposing forces (OPFOR) element's area of operations. The OPFOR element has received an operation order (OPORD) or fragmentary order (FRAGO) to disrupt enemy movement. The enemy has the capability to defend with direct fire and antiarmor weapons.

**STANDARD:** The OPFOR element delays enemy movement. 1. Delays the element. 2. Forces the element to deviate from its route. 3. Prevents the element from reaching its destination. 4. Surprises the element's main body.

**TASK:** Counter Passage of Lines (5-OPFOR-0012)

**CONDITION:** Enemy forces are in defensive positions, but they are expected to attempt passage-of-lines operations. The opposing forces (OPFOR) received orders to disrupt enemy passage-of-lines operations.

**STANDARD:** The OPFOR element delays or prevents enemy passage of lines. 1. Delays the passage. 2. Prevents the company from moving all personnel through the stationary unit. 3. Engages the main body of either the moving or the stationary unit.

**TASK:** Conduct Sniper Operations (5-OPFOR-0006)

**CONDITION:** The opposing forces (OPFOR) element has assigned snipers (regular or irregular elements) in the enemy's rear area along the main supply route (MSR) and near support sites.

**STANDARD:** The OPFOR element kills or wounds targets. 1. Sets up a well-concealed location. 2. Engages vehicle drivers or personnel on foot with short bursts of semiautomatic fire. 3. Kills or wounds selected targets. 4. Prevents the position from being discovered by enemy forces. 5. Evacuates the area without being spotted. 6. Reports all specified priority intelligence requirements (PIR) and other intelligence requirements to the OPFOR headquarters (HQ).

**TASK:** Conduct Air Attacks (5-OPFOR-0002)

**CONDITION:** The opposing forces (OPFOR) element in the rear area has forwarded the positions of the enemy support sites or the locations of moving elements. The OPFOR aircraft have been dispatched to attack enemy installations or convoys.

**STANDARD:** The OPFOR element attempts to delay, disrupt, or damage the enemy targets by air. 1. Locates the target (support sites or convoys). 2. Makes attack runs on the designated targets. 3. Inflicts heavy damage to the selected target. 4. Sustains no loss of aircraft. 5. Delays moving the force for more than one hour.

**TASK:** Attack (5-OPFOR-0001)

**CONDITION:** The opposing forces (OPFOR) element has located the enemy. The priority intelligence requirements (PIR) and other intelligence requirements have been obtained by OPFOR patrols. The OPFOR element has automatic and antiarmor weapons and light mortars.

**STANDARD:** The OPFOR element attempts to seize the terrain, vehicles, or equipment. 1. Develops an attack plan. 2. Surprises the enemy unit's main body. 3. Initiates the attack using a scheme of maneuver that exploits the enemy's flanks, gaps, and weaknesses. 4. Uses covered and concealed routes to approach the enemy forces' flanks, gaps, or weakly held areas. 5. Employs indirect fire to support the attack. 6. Penetrates enemy defenses. 7. Destroys equipment and supplies. 8. Inflicts heavy casualties. 9. Isolates the combat service support (CSS) base by blocking reinforcements. 10. Forces enemy units to displace. 11. Avoids being fixed in one position. 12. Withdraws before the CSS base is reinforced with tactical combat forces.

**TASK:** Surrender to the Capturing Unit on the Battlefield (5-OPFOR-0024)

**CONDITION:** The enemy has captured the opposing forces (OPFOR) element's soldiers, documents, and equipment sensitive to the OPFOR tactical operations.

**STANDARD:** The OPFOR soldiers retain or destroy documents and equipment. The OPFOR element surrenders documents and equipment of no tactical use to the enemy and attempts to conceal or destroy items of tactical value. The OPFOR element attempts escape and evasion. 1. Prevents the successful capture of documents and equipment. 2. Destroys documents and equipment. 3. Removes identifying markings from equipment. 4. Removes unit-identifying insignia. 5. Provides misleading information. 6. Plans an escape. 7. Delays movement to the nearest collection point. 8. Prevents safeguarding of enemy prisoners of war (EPWs) in order to cause embarrassment to the United States (US).

**TASK:** Conduct a Raid (5-OPFOR-0004)

**CONDITION:** The opposing forces (OPFOR) element has occupied an objective rally point and has orders to conduct a raid on a combat service support (CSS) base.

**STANDARD:** The OPFOR element infiltrates the enemy's base and destroys all of the targets. 1. Surprises the enemy forces. 2. Assaults the support base and accomplishes the assigned tasks. 3. Destroys the specified equipment and supplies. 4. Avoids being decisively engaged. 5. Withdraws all personnel from the objective areas within the time prescribed. 6. Obtains all priority intelligence requirements (PIR) from the raid site. 7. Sustains only light casualties from enemy fire.

**TASK:** Defend a Minefield (5-OPFOR-0023)

**CONDITION:** The enemy is conducting a minefield sweeping operation. The opposing forces (OPFOR) element has a minefield placed in the enemy's path. The minefield is under constant observation and fire.

**STANDARD:** The OPFOR element defends a minefield against an enemy element conducting a minefield sweeping operation. 1. Prevents the unit from detecting the obstacle. 2. Disrupts the minefield sweeping operation. 3. Prevents the unit from conducting the minefield sweeping operation, prevents the unit from moving all personnel through the breach, or delays the completion of the minefield sweeping operation for more than 45 minutes.

**TASK:** Disrupt Assembly Area (AA) Activities (5-OPFOR-0013)

**CONDITION:** Intelligence reports indicate that platoon- and company-size enemy units are operating in the opposing forces (OPFOR) area of operations. Enemy units can defend from AAs with direct fire, antiarmor weapons, and indirect fire. The enemy has close air support (CAS) and nuclear, biological, and chemical (NBC) capabilities.

**STANDARD:** The OPFOR element locates and disrupts the enemy's AA activities. 1. Locates the element's AA. 2. Probes the AA with squad- or team-size elements. 3. Inflicts more than 5 percent casualties on the element. 4. Disrupts the element's preparations (prevents or delays beyond the element's allotted time).

**TASK:** Conduct an Ambush (5-OPFOR-0007)

**CONDITION:** The enemy is moving in a convoy. The opposing forces (OPFOR) element is positioned along the enemy's route.

**STANDARD:** The OPFOR element inflicts casualties on the enemy and causes vehicle and equipment damage. 1. Prepares an ambush site before the element arrives. 2. Surprises march element forces. 3. Inflicts heavy casualties within the designated kill zone. 4. Inflicts heavy damage to vehicles and equipment within the designated kill zone. 5. Delays the march element from reaching a specified destination for a specified period of time. 6. Withdraws on order. 7. Sustains no casualties. 8. Reports actions to superiors.

**TASK:** Maintain Contact (5-OPFOR-0003)

**CONDITION:** The opposing forces (OPFOR) element is engaged with enemy base defense forces. The enemy forces are withdrawing under pressure.

**STANDARD:** The OPFOR element maintains enemy contact while the enemy withdraws. 1. Engages the enemy forces decisively. 2. Advances the OPFOR as the enemy forces withdraw. 3. Inflicts heavy casualties. 4. Captures the members of the enemy force. 5. Captures documents and equipment. 6. Safeguards captured documents, equipment, and personnel.

**TASK:** Disrupt a Route Reconnaissance (5-OPFOR-0021)

**CONDITION:** The enemy is conducting a route reconnaissance. The opposing forces (OPFOR) element is positioned along the enemy's route.

**STANDARD:** The OPFOR element attempts to disrupt a squad/section conducting a route reconnaissance. 1. Prevents the unit from meeting its specified time schedule. 2. Forces the unit to deviate from its specified route. 3. Prevents the unit from reaching its assigned destination. 4. Surprises the squad/section. 5. Inflicts casualties on the unit.

**ELEMENTS:** Company  
 Company Headquarters  
 Three Engineer Platoon Headquarters  
 Nine Engineer Squads

**TASK:** Integrate Engineer Elements Into the Maneuver Company (05-3-0300)  
 (FM 5-100) (FM 5-71-100) (FM 5-71-2)  
 (FM 5-71-3)

**ITERATION:** 1 2 3 4 5 M (Circle)

**COMMANDER/LEADER ASSESSMENT:** T P U (Circle)

**CONDITIONS:** The task force (TF) is in continuous operations under daylight or darkness. Engineer elements have been received from higher headquarters (HQ) to support TF operations. Digital units have performed functionality checks, and systems are operational. Some iterations of this task should be performed in MOPP4.

**TASK STANDARDS:** Engineer elements must be integrated into the TF scheme of maneuver according to the commander's intent and must synchronize the engineer effort in conjunction with other battlefield operating systems (BOS). Digital units send and receive reports using frequency-modulated (FM) or digital means. The time required to perform this task is increased when conducting it in mission-oriented protection posture (MOPP) 4.

TASK STEPS AND PERFORMANCE MEASURES	GO	NO-GO
* 1. The TF engineer advises the TF commander on the use of engineer assets. NOTE: Digital units use the Army Battle Command System (ABCS) to perform collaborative planning, send orders and reports, and update digital overlays. <ul style="list-style-type: none"> <li>a. Performed mission analysis and recommended the task organization.</li> <li>b. Recommended the command and support relationship.</li> <li>c. Sent the warning order (WO) to subordinate units.</li> <li>d. Participated in the staff orders process, ensuring that the engineers were integrated into the process for fire support (FS), reconnaissance and surveillance (R&amp;S), and the intelligence preparation of the battlefield (IPB).</li> <li>e. Briefed subordinate leaders on the scheme of maneuver and the commander's intent.</li> <li>f. Monitored engineer activities and made recommendations, as necessary.</li> </ul>		
* 2. The leaders prepare the units for movement and linkup operations. <ul style="list-style-type: none"> <li>a. Directed precombat checks (PCCs) and precombat inspections (PCIs).</li> <li>b. Reviewed drills and orders.</li> <li>c. Participated in combined-arms reconnaissance.</li> <li>d. Conducted linkup operations and received the operation order (OPORD) briefing.</li> <li>e. Participated in combined-arms rehearsals.</li> </ul>		

TASK PERFORMANCE / EVALUATION SUMMARY BLOCK							
ITERATION	1	2	3	4	5	M	TOTAL
TOTAL TASK STEPS EVALUATED							
TOTAL TASK STEPS "GO"							
TRAINING STATUS "GO"/"NO-GO"							

"\*" indicates a leader task step.



**SUPPORTING INDIVIDUAL TASKS: NONE****SUPPORTING COLLECTIVE TASKS**

<b>Task Number</b>	<b>Task Title</b>	<b>References</b>
05-2-0027	Perform an Engineer Battlefield Assessment (Company)	ARTEP 5-027-35-MTP  ARTEP 5-063-35-MTP ARTEP 5-157-35-MTP ARTEP 5-217-35-MTP ARTEP 5-427-35-MTP ARTEP 5-447-35-MTP ARTEP 5-447-37-MTP

**OPFOR TASKS AND STANDARDS**

**TASK:** Conduct an Attack (5-OPFOR-0008)

**CONDITION:** The enemy is conducting tactical operations. The opposing forces (OPFOR) element receives orders to attack the enemy, the area of occupation, or the main supply route (MSR) with smoke.

**STANDARD:** The OPFOR element disrupts the enemy's movement and smoke operations. 1. Determines the delivery method of the smoke attack. 2. Locates the target. 3. Delivers the smoke attack downwind. 4. Attacks the enemy with smoke, and surge attacks when the enemy responds to the smoke.

**TASK:** Disrupt a Net Control Station (NCS) (5-OPFOR-0019)

**CONDITION:** The enemy has established a NCS. The opposing forces (OPFOR) element has radio and jamming equipment.

**STANDARD:** The OPFOR element attempts to disrupt an NCS. 1. Attempts to locate the radio frequency that the unit is operating on. 2. Attempts to enter the radio net. 3. Attempts to issue "bogus" orders to a unit on the net. 4. Jams the radio frequency and forces the unit to go to an alternate frequency.

**TASK:** Disrupt Construction of Vehicle Fighting Positions (5-OPFOR-0020)

**CONDITION:** The opposing forces (OPFOR) element has located the enemy. The priority intelligence requirements (PIR) and other intelligence obtained by OPFOR patrols indicate the enemy is constructing vehicle fighting positions within its defensive area. The OPFOR element has automatic and antiarmor weapons and light mortars.

**STANDARD:** The OPFOR element attempts to disrupt the enemy's efforts to establish vehicle fighting positions. 1. Locates the defensive area. 2. Surprises the main body. 3. Penetrates the defensive area with squad-size probes. 4. Inflicts casualties on the unit. 5. Destroys vehicles. 6. Disrupts the unit's preparations (prevents or delays beyond the unit's allotted time).

**TASK:** Defeat Obstacles (5-OPFOR-0009)

**CONDITION:** The opposing forces (OPFOR) element encounters an obstacle that blocks the avenue of approach as it advances upon the enemy forces.

**STANDARD:** The OPFOR element bypasses or breaches the enemy obstacle. 1. Detects the obstacle before halting its main body. 2. Defeats the obstacle. a. Bypasses the obstacle without entering the engagement areas. b. Breaches the obstacle within 45 minutes and passes its entire force through the obstacle. 3. Does not incur degradation to the point that the mission must be discontinued.

**TASK:** Disrupt an Engineer Reconnaissance (5-OPFOR-0022)

**CONDITION:** The enemy is conducting an engineer reconnaissance. The opposing forces (OPFOR) element is positioned along the enemy's route.

**STANDARD:** The OPFOR element disrupts an engineer reconnaissance. 1. Prevents the unit from meeting its specified time schedule. 2. Forces the unit to deviate from its specified route. 3. Prevents the unit from accomplishing its assigned engineer reconnaissance. 4. Surprises the unit conducting the reconnaissance.

**TASK:** Conduct an Aerial Reconnaissance (5-OPFOR-0010)

**CONDITION:** The opposing forces (OPFOR) headquarters (HQ) element requires intelligence on the locations and identification of enemy elements. An aircraft is dispatched to take photographs and make a visual inspection of the enemy rear area.

**STANDARD:** The OPFOR element gathers photograph intelligence of the enemy. 1. Photographs the assigned sectors. 2. Makes quick visual checks where the ceiling is low. 3. Locates enemy positions in the area, particularly support and storage bases, and command and control (C2) facilities. 4. Sustains no loss of aircraft. 5. Reports priority intelligence requirements (PIR) and other information requirements to the OPFOR HQ.

**TASK:** Conduct Terrorist and Saboteur Attacks (5-OPFOR-0005)

**CONDITION:** The opposing forces (OPFOR) element dispatches small teams into the enemy's rear area to disrupt combat service support (CSS) operations.

**STANDARD:** The enemy sustains disrupted command and control (C2), destroyed equipment and supplies, and light casualties. 1. Locates rear support bases and C2 facilities. 2. Delays and disrupts CSS operations through probes. 3. Infiltrates CSS bases to conduct sabotage and terrorist activities. 4. Inflicts light casualties. 5. Destroys supplies and equipment.

**TASK:** Conduct an Ambush (5-OPFOR-0007)

**CONDITION:** The enemy is moving in a convoy. The opposing forces (OPFOR) element is positioned along the enemy's route.

**STANDARD:** The OPFOR element inflicts casualties on the enemy and causes vehicle and equipment damage. 1. Prepares an ambush site before the element arrives. 2. Surprises march element forces. 3. Inflicts heavy casualties within the designated kill zone. 4. Inflicts heavy damage to vehicles and equipment within the designated kill zone. 5. Delays the march element from reaching a specified destination for a specified period of time. 6. Withdraws on order. 7. Sustains no casualties. 8. Reports actions to superiors.

**TASK:** Disrupt a Route Reconnaissance (5-OPFOR-0021)

**CONDITION:** The enemy is conducting a route reconnaissance. The opposing forces (OPFOR) element is positioned along the enemy's route.

**STANDARD:** The OPFOR element attempts to disrupt a squad/section conducting a route reconnaissance. 1. Prevents the unit from meeting its specified time schedule. 2. Forces the unit to deviate from its specified route. 3. Prevents the unit from reaching its assigned destination. 4. Surprises the squad/section. 5. Inflicts casualties on the unit.

**TASK:** Conduct a Raid (5-OPFOR-0004)

**CONDITION:** The opposing forces (OPFOR) element has occupied an objective rally point and has orders to conduct a raid on a combat service support (CSS) base.

**STANDARD:** The OPFOR element infiltrates the enemy's base and destroys all of the targets. 1. Surprises the enemy forces. 2. Assaults the support base and accomplishes the assigned tasks. 3. Destroys the specified equipment and supplies. 4. Avoids being decisively engaged. 5. Withdraws all personnel from the objective areas within the time prescribed. 6. Obtains all priority intelligence requirements (PIR) from the raid site. 7. Sustains only light casualties from enemy fire.

**TASK:** Surrender to the Capturing Unit on the Battlefield (5-OPFOR-0024)

**CONDITION:** The enemy has captured the opposing forces (OPFOR) element's soldiers, documents, and equipment sensitive to the OPFOR tactical operations.

**STANDARD:** The OPFOR soldiers retain or destroy documents and equipment. The OPFOR element surrenders documents and equipment of no tactical use to the enemy and attempts to conceal or destroy items of tactical value. The OPFOR element attempts escape and evasion. 1. Prevents the successful capture of documents and equipment. 2. Destroys documents and equipment. 3. Removes identifying markings from equipment. 4. Removes unit-identifying insignia. 5. Provides misleading information. 6. Plans an escape. 7. Delays movement to the nearest collection point. 8. Prevents safeguarding of enemy prisoners of war (EPWs) in order to cause embarrassment to the United States (US).

**TASK:** Disrupt Defensive Preparations (5-OPFOR-0018)

**CONDITION:** The opposing forces (OPFOR) element has located the enemy. Priority intelligence requirements (PIR) and other intelligence requirements obtained by OPFOR patrols indicate that the enemy elements are establishing defensive positions. The OPFOR element has automatic and antiarmor weapons and light mortars.

**STANDARD:** The OPFOR element disrupts and delays the enemy's defensive preparations. 1. Locates and penetrates the enemy's security system. 2. Forces the enemy to delay defensive preparations. 3. Disrupts the enemy's obstacle preparations.

**TASK:** Disrupt Quartering Party Operations (5-OPFOR-0017)

**CONDITION:** The enemy is conducting quartering party operations. It has established an assembly area (AA) but has not moved in the main body.

**STANDARD:** The opposing forces (OPFOR) element attempts to disrupt quartering party operations and infiltrate the enemy's AA. 1. Locates the quartering party and the AA. 2. Surprises the main body. 3. Penetrates the AA with squad-size probes. 4. Inflicts personnel casualties and vehicle damage. 5. Disrupts the unit's preparations (prevents or delays beyond the unit's allotted time).

**TASK:** Disrupt Enemy Movement and Operations Using Tactical Nuclear Weapons (5-OPFOR-0016)

**CONDITION:** The opposing forces (OPFOR) element has located the enemy. Priority intelligence requirements (PIR) and other intelligence requirements have been obtained by OPFOR patrols. Tactical nuclear weapons are employed against key locations in the rear area.

**STANDARD:** The OPFOR element disrupts enemy movement and operations. 1. Disrupts or delays the movement of the enemy's equipment and supplies to the forward areas. 2. Destroys enemy equipment and supplies. 3. Inflicts a high rate of nuclear casualties among the enemy forces. 4. Denies the enemy the use of specified areas. 5. Contaminates the enemy's equipment and supplies.

**TASK:** Disrupt Enemy Movement and Operations Using Persistent and Nonpersistent Chemical Weapons (5-OPFOR-0015)

**CONDITION:** The opposing forces (OPFOR) element has located the enemy. Priority intelligence requirements (PIR) and other intelligence requirements have been obtained by OPFOR patrols. The OPFOR units deliver chemical agents, by means of conventional artillery weapons or aircraft, along selected supply routes and key bases in the rear area.

**STANDARD:** The OPFOR element disrupts enemy movement and operations using persistent and nonpersistent chemical weapons. 1. Delivers chemical agents in low and densely wooded areas. 2. Delays the movement of enemy supplies and equipment to the forward areas. 3. Restricts the movement of the enemy units in the rear area. 4. Channels the movement of enemy units into predesignated ambush areas. 5. Contaminates enemy supplies and equipment. 6. Inflicts a high rate of casualties on enemy forces.

**TASK:** Counter Passage of Lines (5-OPFOR-0012)

**CONDITION:** Enemy forces are in defensive positions, but they are expected to attempt passage-of-lines operations. The opposing forces (OPFOR) received orders to disrupt enemy passage-of-lines operations.

**STANDARD:** The OPFOR element delays or prevents enemy passage of lines. 1. Delays the passage. 2. Prevents the company from moving all personnel through the stationary unit. 3. Engages the main body of either the moving or the stationary unit.

**TASK:** Disrupt Movement (5-OPFOR-0014)

**CONDITION:** The enemy is expected to move through the opposing forces (OPFOR) element's area of operations. The OPFOR element has received an operation order (OPORD) or fragmentary order (FRAGO) to disrupt enemy movement. The enemy has the capability to defend with direct fire and antiarmor weapons.

**STANDARD:** The OPFOR element delays enemy movement. 1. Delays the element. 2. Forces the element to deviate from its route. 3. Prevents the element from reaching its destination. 4. Surprises the element's main body.

**TASK:** Conduct Sniper Operations (5-OPFOR-0006)

**CONDITION:** The opposing forces (OPFOR) element has assigned snipers (regular or irregular elements) in the enemy's rear area along the main supply route (MSR) and near support sites.

**STANDARD:** The OPFOR element kills or wounds targets. 1. Sets up a well-concealed location. 2. Engages vehicle drivers or personnel on foot with short bursts of semiautomatic fire. 3. Kills or wounds selected targets. 4. Prevents the position from being discovered by enemy forces. 5. Evacuates the area without being spotted. 6. Reports all specified priority intelligence requirements (PIR) and other intelligence requirements to the OPFOR headquarters (HQ).

**TASK:** Conduct Air Attacks (5-OPFOR-0002)

**CONDITION:** The opposing forces (OPFOR) element in the rear area has forwarded the positions of the enemy support sites or the locations of moving elements. The OPFOR aircraft have been dispatched to attack enemy installations or convoys.

**STANDARD:** The OPFOR element attempts to delay, disrupt, or damage the enemy targets by air. 1. Locates the target (support sites or convoys). 2. Makes attack runs on the designated targets. 3. Inflicts heavy damage to the selected target. 4. Sustains no loss of aircraft. 5. Delays moving the force for more than one hour.

**TASK:** Defend a Minefield (5-OPFOR-0023)

**CONDITION:** The enemy is conducting a minefield sweeping operation. The opposing forces (OPFOR) element has a minefield placed in the enemy's path. The minefield is under constant observation and fire.

**STANDARD:** The OPFOR element defends a minefield against an enemy element conducting a minefield sweeping operation. 1. Prevents the unit from detecting the obstacle. 2. Disrupts the minefield sweeping operation. 3. Prevents the unit from conducting the minefield sweeping operation, prevents the unit from moving all personnel through the breach, or delays the completion of the minefield sweeping operation for more than 45 minutes.

**TASK:** Attack (5-OPFOR-0001)

**CONDITION:** The opposing forces (OPFOR) element has located the enemy. The priority intelligence requirements (PIR) and other intelligence requirements have been obtained by OPFOR patrols. The OPFOR element has automatic and antiarmor weapons and light mortars.

**STANDARD:** The OPFOR element attempts to seize the terrain, vehicles, or equipment. 1. Develops an attack plan. 2. Surprises the enemy unit's main body. 3. Initiates the attack using a scheme of maneuver that exploits the enemy's flanks, gaps, and weaknesses. 4. Uses covered and concealed routes to approach the enemy forces' flanks, gaps, or weakly held areas. 5. Employs indirect fire to support the attack. 6. Penetrates enemy defenses. 7. Destroys equipment and supplies. 8. Inflicts heavy casualties. 9. Isolates the combat service support (CSS) base by blocking reinforcements. 10. Forces enemy units to displace. 11. Avoids being fixed in one position. 12. Withdraws before the CSS base is reinforced with tactical combat forces.

**TASK:** Disrupt Assembly Area (AA) Activities (5-OPFOR-0013)

**CONDITION:** Intelligence reports indicate that platoon- and company-size enemy units are operating in the opposing forces (OPFOR) area of operations. Enemy units can defend from AAs with direct fire, antiarmor weapons, and indirect fire. The enemy has close air support (CAS) and nuclear, biological, and chemical (NBC) capabilities.

**STANDARD:** The OPFOR element locates and disrupts the enemy's AA activities. 1. Locates the element's AA. 2. Probes the AA with squad- or team-size elements. 3. Inflicts more than 5 percent casualties on the element. 4. Disrupts the element's preparations (prevents or delays beyond the element's allotted time).

**TASK:** Maintain Contact (5-OPFOR-0003)

**CONDITION:** The opposing forces (OPFOR) element is engaged with enemy base defense forces. The enemy forces are withdrawing under pressure.

**STANDARD:** The OPFOR element maintains enemy contact while the enemy withdraws. 1. Engages the enemy forces decisively. 2. Advances the OPFOR as the enemy forces withdraw. 3. Inflicts heavy casualties. 4. Captures the members of the enemy force. 5. Captures documents and equipment. 6. Safeguards captured documents, equipment, and personnel.

**ELEMENTS:** Three Engineer Platoon Headquarters  
 Nine Engineer Squads  
 Assault and Obstacle Platoon Headquarters  
 Obstacle Section  
 Three Assault Sections

**TASK:** Conduct Troop-Leading Procedures (05-3-1018.05-R01A)  
 (FM 5-10) (FM 101-5) (FM 5-71-2)  
 (FM 71-1) (FM 7-7)

**ITERATION:** 1 2 3 4 5 M (Circle)  
**COMMANDER/LEADER ASSESSMENT:** T P U (Circle)

**CONDITIONS:** The element receives a mission from a warning order (WO), a fragmentary order (FRAGO), or an operation order (OPORD). Digital units have performed functionality checks, and systems are operational. Some iterations of this task should be performed in MOPP4.

**TASK STANDARDS:** The unit leader gives a WO, conducts a leader's reconnaissance, issues an OPORD, and supervises the preparation for the assigned mission within the allotted time. Digital units have the ability to conduct map reconnaissance using the Digital Topographic Support System (DTSS). The Army Battle Command System (ABCS) can be used to submit reports and orders to update the common operational picture (COP) and the situational awareness (SA). The time required to perform this task is increased when conducting it in mission-oriented protection posture (MOPP) 4.

TASK STEPS AND PERFORMANCE MEASURES	GO	NO-GO
<p>* 1. The element leader receives the mission in a WO, a FRAGO, or an OPORD from its higher headquarters (HQ). He determines the mission, enemy, terrain, troops, time available, and civilian considerations (METT-TC) factors; the needed supplies and equipment; and special tasks to assign.                      NOTE: Digital units send and receive orders using the ABCS or FM means according to the unit's standing operating procedure (SOP).</p> <p>* 2. The element leader issues a WO to the subordinate leaders.                      a. Stated the mission (nature of the operation).                      b. Identified the task organization.                      c. Stated the time of the operation.                      d. Gave any special instructions, such as drills to be rehearsed, precombat checks (PCCs), and precombat inspections (PCIs).                      e. Stated the element's timeline.</p> <p>* 3. The element leader develops a tentative plan while the element prepares for the mission.                      a. Developed the plan based on METT-TC factors.                      b. Planned the available time using the reverse-planning process.                      c. Used no more than one-third of the available time, leaving the remainder for subordinate element preparation.                      d. Ensured that subordinate leaders began the PCCs and reconfigured the equipment based on the mission, to include checking rations, water, weapons, ammunition, individual uniforms and equipment, mission-essential equipment, and the individual soldier's knowledge of the mission.</p> <p>4. The element continues assembly area activities and security.                      a. Maintained equipment and weapons.                      b. Conducted personal hygiene.</p>		

TASK STEPS AND PERFORMANCE MEASURES	GO	NO-GO
<p>c. Resupplied equipment and materials, to include small-arms ammunition, demolitions, mines, and the refueling of vehicles.</p> <p>d. Rehearsed battle and crew drills.</p> <p>e. Conducted weapon test firing (if possible).</p> <p>f. Ate and rested.</p> <p>g. Maintained security.</p> <p>* 5. The element leader initiates movement before completing the plan.</p> <p>NOTES:</p> <p>1. Subordinate leaders move the element in the absence of the element leader.</p> <p>2. This task step may be omitted, occur in a different sequence, or be done concurrently with another task step.</p> <p>* 6. The element leader conducts a reconnaissance.</p> <p>NOTE: Digital units request intelligence information by requesting All-Source Analysis System (ASAS) information and DTSS products from higher HQ.</p> <p>a. Conducted a map reconnaissance as a minimum, along with subordinate leaders when practical.</p> <p>b. Conducted a ground reconnaissance (usually as part of a larger force).</p> <p>(1) Included as many subordinate leaders as practical.</p> <p>(2) Identified the critical areas to the mission.</p> <p>(3) Moved as far forward as the time and the situation permitted.</p> <p>* 7. The element leader completes the plan.</p> <p>a. Made changes to the tentative plan based on the map or ground reconnaissance.</p> <p>b. Made changes to the tentative plan based on available equipment, personnel, and material.</p> <p>c. Made changes to the tentative plan based on the intelligence gained by reconnaissance assets.</p> <p>* 8. The element leader verbally issues the completed order, in a FRAGO or OPORD format, to subordinate and attached leaders. The order contains the following information:</p> <p>NOTE: The order may be given to the entire element at the same time.</p> <p>a. SITUATION.</p> <p>(1) Enemy forces.</p> <p>(2) Friendly forces.</p> <p>(3) Attachments and detachments.</p> <p>b. MISSION.</p> <p>c. EXECUTION.</p> <p>(1) Concept of the operation.</p> <p>(a) Scheme of maneuver.</p> <p>(b) Fires.</p> <p>(c) Reconnaissance and surveillance.</p> <p>(d) Intelligence.</p> <p>(e) Engineer support.</p> <p>(f) Air defense.</p> <p>(g) Information operations.</p> <p>(2) Subunit tasks.</p> <p>(3) Coordinating instructions. At a minimum, the element leader must address the--</p> <p>(a) Time or condition when the plan or order becomes effective.</p> <p>(b) Commander's critical-information requirements (CCIR).</p> <p>(c) Risk reduction control measures.</p>		

TASK STEPS AND PERFORMANCE MEASURES	GO	NO-GO
<p>NOTE: The element leader determines the risk reduction control measures by using the 5 steps of the risk management process, referring to Field Manual (FM) 101-5 for additional information.</p> <ul style="list-style-type: none"> <li>(d) Rules of engagement.</li> <li>(e) Environmental considerations.</li> <li>(f) Force protection.</li> </ul> <p>d. SERVICE SUPPORT.</p> <ul style="list-style-type: none"> <li>(1) Support concept.</li> <li>(2) Materials and services.</li> <li>(3) Medical evacuation and hospitalization.</li> <li>(4) Personnel.</li> <li>(5) Civil military.</li> </ul> <p>e. COMMAND and SIGNAL.</p> <ul style="list-style-type: none"> <li>(1) Command.                             <ul style="list-style-type: none"> <li>(a) The location of the element leadership, support element leadership, and the command posts for the operation.</li> <li>(b) Succession of command. (If not stated in the element's SOP or tactical standing operating procedure [TACSOP]).</li> </ul> </li> <li>(2) Signal.                             <ul style="list-style-type: none"> <li>(a) Signal operation instructions (SOI) in effect.</li> <li>(b) Radio communication restrictions.</li> <li>(c) Visual and pyrotechnic signals.</li> <li>(d) Code words and reports specific to the operation.</li> <li>(e) Communications security (COMSEC) guidelines and procedures.</li> </ul> </li> </ul> <p>* 9. Subordinate leaders complete the PCCs, and element leaders conduct the PCIs.                      NOTE: Subordinate leaders can conduct the PCCs on receipt of a WO or FRAGO.                      The element should have mission-specific PCC/PCI checklists in the unit's TACSOP.</p> <ul style="list-style-type: none"> <li>a. Checked/inventoried equipment, ensured that the items were serviceable and that the element had the items specified in the unit's SOP and required for the specific mission.</li> <li>b. Ensured that adequate resupply of ammunition, food, water, repair parts, fuel, medical supplies, obstacle material, demolitions, and mines was available.</li> <li>c. Conducted a communications check.</li> <li>d. Ensured that personnel, equipment, and carriers were camouflaged and weapons were test fired.</li> <li>e. Ensured that personnel understood their task and purpose and that of the element's headquarters.</li> <li>f. Inspected personnel, vehicles, weapons, and equipment just before starting the mission.</li> </ul> <p>*10. Leaders conduct at least one type of rehearsal according to FM 101-5.</p>		

TASK PERFORMANCE / EVALUATION SUMMARY BLOCK							
ITERATION	1	2	3	4	5	M	TOTAL
TOTAL TASK STEPS EVALUATED							
TOTAL TASK STEPS "GO"							
TRAINING STATUS "GO"/"NO-GO"							

"\*" indicates a leader task step.



**SUPPORTING INDIVIDUAL TASKS: NONE****SUPPORTING COLLECTIVE TASKS**

<b>Task Number</b>	<b>Task Title</b>	<b>References</b>
05-3-0904.05-R01A	Establish Jobsite Security	ARTEP 5-025-66-MTP ARTEP 5-026-34-MTP ARTEP 5-027-10-MTP ARTEP 5-027-35-MTP ARTEP 5-053-11-MTP ARTEP 5-053-12-MTP ARTEP 5-053-35-MTP ARTEP 5-063-10-MTP ARTEP 5-063-11-MTP ARTEP 5-063-35-MTP ARTEP 5-113-11-MTP ARTEP 5-113-12-MTP ARTEP 5-113-35-MTP ARTEP 5-145-12-MTP ARTEP 5-145-32-MTP ARTEP 5-155-66-MTP ARTEP 5-156-34-MTP ARTEP 5-157-10-MTP ARTEP 5-157-35-MTP ARTEP 5-215-66-MTP ARTEP 5-216-34-MTP ARTEP 5-217-10-MTP ARTEP 5-217-35-MTP ARTEP 5-335-60-MTP ARTEP 5-335-65-MTP ARTEP 5-335-66-MTP ARTEP 5-335-70-MTP ARTEP 5-336-34-MTP ARTEP 5-337-10-MTP ARTEP 5-337-35-MTP ARTEP 5-402-33-MTP ARTEP 5-402-68-MTP ARTEP 5-412-68-MTP ARTEP 5-412-69-MTP ARTEP 5-413-35-MTP ARTEP 5-415-66-MTP ARTEP 5-416-14-MTP ARTEP 5-416-34-MTP ARTEP 5-417-13-MTP ARTEP 5-417-17-MTP ARTEP 5-417-35-MTP ARTEP 5-423-11-MTP ARTEP 5-423-35-MTP ARTEP 5-424-35-MTP ARTEP 5-425-66-MTP ARTEP 5-426-34-MTP ARTEP 5-427-10-MTP ARTEP 5-427-35-MTP ARTEP 5-434-35-MTP

**SUPPORTING COLLECTIVE TASKS**

Task Number	Task Title	References
		ARTEP 5-435-66-MTP
		ARTEP 5-435-67-MTP
		ARTEP 5-436-35-MTP
		ARTEP 5-436-37-MTP
		ARTEP 5-437-10-MTP
		ARTEP 5-437-11-MTP
		ARTEP 5-437-36-MTP
		ARTEP 5-437-38-MTP
		ARTEP 5-443-35-MTP
		ARTEP 5-445-64-MTP
		ARTEP 5-445-66-MTP
		ARTEP 5-446-34-MTP
		ARTEP 5-446-36-MTP
		ARTEP 5-447-10-MTP
		ARTEP 5-447-11-MTP
		ARTEP 5-447-35-MTP
		ARTEP 5-447-37-MTP
		ARTEP 5-463-10-MTP
		ARTEP 5-463-12-MTP
		ARTEP 5-463-15-MTP
		ARTEP 5-463-17-MTP
		ARTEP 5-463-35-MTP
		ARTEP 5-463-36-MTP
		ARTEP 5-473-35-MTP
		ARTEP 5-603-35-MTP
		ARTEP 5-607-35-MTP
		ARTEP 5-608-35-MTP
07-3-4129.05-T01A	Defend a Battle Position	ARTEP 5-026-34-MTP
		ARTEP 5-027-10-MTP
		ARTEP 5-027-35-MTP
		ARTEP 5-053-11-MTP
		ARTEP 5-053-12-MTP
		ARTEP 5-053-35-MTP
		ARTEP 5-063-10-MTP
		ARTEP 5-063-11-MTP
		ARTEP 5-063-35-MTP
		ARTEP 5-113-11-MTP
		ARTEP 5-113-12-MTP
		ARTEP 5-113-35-MTP
		ARTEP 5-156-34-MTP
		ARTEP 5-157-10-MTP
		ARTEP 5-157-35-MTP
		ARTEP 5-216-34-MTP
		ARTEP 5-217-10-MTP
		ARTEP 5-217-35-MTP
		ARTEP 5-336-34-MTP
		ARTEP 5-337-10-MTP
		ARTEP 5-337-35-MTP
		ARTEP 5-413-35-MTP
		ARTEP 5-416-14-MTP
		ARTEP 5-416-34-MTP
		ARTEP 5-417-13-MTP
		ARTEP 5-417-17-MTP

**SUPPORTING COLLECTIVE TASKS**

Task Number	Task Title	References
		ARTEP 5-417-35-MTP
		ARTEP 5-423-11-MTP
		ARTEP 5-423-35-MTP
		ARTEP 5-424-35-MTP
		ARTEP 5-426-34-MTP
		ARTEP 5-427-10-MTP
		ARTEP 5-427-35-MTP
		ARTEP 5-434-35-MTP
		ARTEP 5-435-66-MTP
		ARTEP 5-435-67-MTP
		ARTEP 5-436-35-MTP
		ARTEP 5-436-37-MTP
		ARTEP 5-437-10-MTP
		ARTEP 5-437-11-MTP
		ARTEP 5-437-36-MTP
		ARTEP 5-437-38-MTP
		ARTEP 5-443-35-MTP
		ARTEP 5-446-34-MTP
		ARTEP 5-446-36-MTP
		ARTEP 5-447-10-MTP
		ARTEP 5-447-11-MTP
		ARTEP 5-447-35-MTP
		ARTEP 5-447-37-MTP
		ARTEP 5-500-21-MTP
		ARTEP 5-500-22-MTP
		ARTEP 5-500-24-MTP
		ARTEP 5-510-10-MTP
		ARTEP 5-510-12-MTP
		ARTEP 5-510-16-MTP
		ARTEP 5-510-18-MTP
		ARTEP 5-520-10-MTP
		ARTEP 5-530-10-MTP
		ARTEP 5-530-12-MTP
		ARTEP 5-540-10-MTP
		ARTEP 5-540-11-MTP
		ARTEP 5-540-12-MTP
		ARTEP 5-540-13-MTP

**OPFOR TASKS AND STANDARDS**

**TASK:** Conduct Sniper Operations (5-OPFOR-0006)

**CONDITION:** The opposing forces (OPFOR) element has assigned snipers (regular or irregular elements) in the enemy's rear area along the main supply route (MSR) and near support sites.

**STANDARD:** The OPFOR element kills or wounds targets. 1. Sets up a well-concealed location. 2. Engages vehicle drivers or personnel on foot with short bursts of semiautomatic fire. 3. Kills or wounds selected targets. 4. Prevents the position from being discovered by enemy forces. 5. Evacuates the area without being spotted. 6. Reports all specified priority intelligence requirements (PIR) and other intelligence requirements to the OPFOR headquarters (HQ).

**TASK:** Conduct an Ambush (5-OPFOR-0007)

**CONDITION:** The enemy is moving in a convoy. The opposing forces (OPFOR) element is positioned along the enemy's route.

**STANDARD:** The OPFOR element inflicts casualties on the enemy and causes vehicle and equipment damage. 1. Prepares an ambush site before the element arrives. 2. Surprises march element forces. 3. Inflicts heavy casualties within the designated kill zone. 4. Inflicts heavy damage to vehicles and equipment within the designated kill zone. 5. Delays the march element from reaching a specified destination for a specified period of time. 6. Withdraws on order. 7. Sustains no casualties. 8. Reports actions to superiors.

**TASK:** Conduct an Attack (5-OPFOR-0008)

**CONDITION:** The enemy is conducting tactical operations. The opposing forces (OPFOR) element receives orders to attack the enemy, the area of occupation, or the main supply route (MSR) with smoke.

**STANDARD:** The OPFOR element disrupts the enemy's movement and smoke operations. 1. Determines the delivery method of the smoke attack. 2. Locates the target. 3. Delivers the smoke attack downwind. 4. Attacks the enemy with smoke, and surge attacks when the enemy responds to the smoke.

**TASK:** Conduct an Aerial Reconnaissance (5-OPFOR-0010)

**CONDITION:** The opposing forces (OPFOR) headquarters (HQ) element requires intelligence on the locations and identification of enemy elements. An aircraft is dispatched to take photographs and make a visual inspection of the enemy rear area.

**STANDARD:** The OPFOR element gathers photograph intelligence of the enemy. 1. Photographs the assigned sectors. 2. Makes quick visual checks where the ceiling is low. 3. Locates enemy positions in the area, particularly support and storage bases, and command and control (C2) facilities. 4. Sustains no loss of aircraft. 5. Reports priority intelligence requirements (PIR) and other information requirements to the OPFOR HQ.

**TASK:** Gather Intelligence (5-OPFOR-0011)

**CONDITION:** The opposing forces (OPFOR) small element, operating in the rear area, is planning attacks on enemy bases. Information is needed to complete the plans.

**STANDARD:** The OPFOR element infiltrates, gathers intelligence information, and submits its findings to the command. 1. Identifies all priority intelligence requirements (PIR) and other intelligence requirements. 2. Passes through any outpost, defensive wire, or warning devices undetected. 3. Moves to an observation point that offers cover and concealment and is clear enough to gather PIR and other intelligence requirements. 4. Gathers all PIR and other intelligence requirements. 5. Withdraws from the area undetected. 6. Reports all information to the OPFOR headquarters (HQ).

**TASK:** Surrender to the Capturing Unit on the Battlefield (5-OPFOR-0024)

**CONDITION:** The enemy has captured the opposing forces (OPFOR) element's soldiers, documents, and equipment sensitive to the OPFOR tactical operations.

**STANDARD:** The OPFOR soldiers retain or destroy documents and equipment. The OPFOR element surrenders documents and equipment of no tactical use to the enemy and attempts to conceal or destroy items of tactical value. The OPFOR element attempts escape and evasion. 1. Prevents the successful capture of documents and equipment. 2. Destroys documents and equipment. 3. Removes identifying markings from equipment. 4. Removes unit-identifying insignia. 5. Provides misleading information. 6. Plans an escape. 7. Delays movement to the nearest collection point. 8. Prevents safeguarding of enemy prisoners of war (EPWs) in order to cause embarrassment to the United States (US).

**TASK:** Defend a Minefield (5-OPFOR-0023)

**CONDITION:** The enemy is conducting a minefield sweeping operation. The opposing forces (OPFOR) element has a minefield placed in the enemy's path. The minefield is under constant observation and fire.

**STANDARD:** The OPFOR element defends a minefield against an enemy element conducting a minefield sweeping operation. 1. Prevents the unit from detecting the obstacle. 2. Disrupts the minefield sweeping operation. 3. Prevents the unit from conducting the minefield sweeping operation, prevents the unit from moving all personnel through the breach, or delays the completion of the minefield sweeping operation for more than 45 minutes.

**TASK:** Disrupt a Route Reconnaissance (5-OPFOR-0021)

**CONDITION:** The enemy is conducting a route reconnaissance. The opposing forces (OPFOR) element is positioned along the enemy's route.

**STANDARD:** The OPFOR element attempts to disrupt a squad/section conducting a route reconnaissance. 1. Prevents the unit from meeting its specified time schedule. 2. Forces the unit to deviate from its specified route. 3. Prevents the unit from reaching its assigned destination. 4. Surprises the squad/section. 5. Inflicts casualties on the unit.

**TASK:** Maintain Contact (5-OPFOR-0003)

**CONDITION:** The opposing forces (OPFOR) element is engaged with enemy base defense forces. The enemy forces are withdrawing under pressure.

**STANDARD:** The OPFOR element maintains enemy contact while the enemy withdraws. 1. Engages the enemy forces decisively. 2. Advances the OPFOR as the enemy forces withdraw. 3. Inflicts heavy casualties. 4. Captures the members of the enemy force. 5. Captures documents and equipment. 6. Safeguards captured documents, equipment, and personnel.

**TASK:** Conduct a Raid (5-OPFOR-0004)

**CONDITION:** The opposing forces (OPFOR) element has occupied an objective rally point and has orders to conduct a raid on a combat service support (CSS) base.

**STANDARD:** The OPFOR element infiltrates the enemy's base and destroys all of the targets. 1. Surprises the enemy forces. 2. Assaults the support base and accomplishes the assigned tasks. 3. Destroys the specified equipment and supplies. 4. Avoids being decisively engaged. 5. Withdraws all personnel from the objective areas within the time prescribed. 6. Obtains all priority intelligence requirements (PIR) from the raid site. 7. Sustains only light casualties from enemy fire.

**TASK:** Disrupt a Net Control Station (NCS) (5-OPFOR-0019)

**CONDITION:** The enemy has established a NCS. The opposing forces (OPFOR) element has radio and jamming equipment.

**STANDARD:** The OPFOR element attempts to disrupt an NCS. 1. Attempts to locate the radio frequency that the unit is operating on. 2. Attempts to enter the radio net. 3. Attempts to issue "bogus" orders to a unit on the net. 4. Jams the radio frequency and forces the unit to go to an alternate frequency.

**TASK:** Disrupt Construction of Vehicle Fighting Positions (5-OPFOR-0020)

**CONDITION:** The opposing forces (OPFOR) element has located the enemy. The priority intelligence requirements (PIR) and other intelligence obtained by OPFOR patrols indicate the enemy is constructing vehicle fighting positions within its defensive area. The OPFOR element has automatic and antiarmor weapons and light mortars.

**STANDARD:** The OPFOR element attempts to disrupt the enemy's efforts to establish vehicle fighting positions. 1. Locates the defensive area. 2. Surprises the main body. 3. Penetrates the defensive area with squad-size probes. 4. Inflicts casualties on the unit. 5. Destroys vehicles. 6. Disrupts the unit's preparations (prevents or delays beyond the unit's allotted time).

**TASK:** Defeat Obstacles (5-OPFOR-0009)

**CONDITION:** The opposing forces (OPFOR) element encounters an obstacle that blocks the avenue of approach as it advances upon the enemy forces.

**STANDARD:** The OPFOR element bypasses or breaches the enemy obstacle. 1. Detects the obstacle before halting its main body. 2. Defeats the obstacle. a. Bypasses the obstacle without entering the engagement areas. b. Breaches the obstacle within 45 minutes and passes its entire force through the obstacle. 3. Does not incur degradation to the point that the mission must be discontinued.

**TASK:** Disrupt an Engineer Reconnaissance (5-OPFOR-0022)

**CONDITION:** The enemy is conducting an engineer reconnaissance. The opposing forces (OPFOR) element is positioned along the enemy's route.

**STANDARD:** The OPFOR element disrupts an engineer reconnaissance. 1. Prevents the unit from meeting its specified time schedule. 2. Forces the unit to deviate from its specified route. 3. Prevents the unit from accomplishing its assigned engineer reconnaissance. 4. Surprises the unit conducting the reconnaissance.

**TASK:** Conduct Terrorist and Saboteur Attacks (5-OPFOR-0005)

**CONDITION:** The opposing forces (OPFOR) element dispatches small teams into the enemy's rear area to disrupt combat service support (CSS) operations.

**STANDARD:** The enemy sustains disrupted command and control (C2), destroyed equipment and supplies, and light casualties. 1. Locates rear support bases and C2 facilities. 2. Delays and disrupts CSS operations through probes. 3. Infiltrates CSS bases to conduct sabotage and terrorist activities. 4. Inflicts light casualties. 5. Destroys supplies and equipment.

**TASK:** Disrupt Defensive Preparations (5-OPFOR-0018)

**CONDITION:** The opposing forces (OPFOR) element has located the enemy. Priority intelligence requirements (PIR) and other intelligence requirements obtained by OPFOR patrols indicate that the enemy elements are establishing defensive positions. The OPFOR element has automatic and antiarmor weapons and light mortars.

**STANDARD:** The OPFOR element disrupts and delays the enemy's defensive preparations. 1. Locates and penetrates the enemy's security system. 2. Forces the enemy to delay defensive preparations. 3. Disrupts the enemy's obstacle preparations.

**TASK:** Disrupt Quartering Party Operations (5-OPFOR-0017)

**CONDITION:** The enemy is conducting quartering party operations. It has established an assembly area (AA) but has not moved in the main body.

**STANDARD:** The opposing forces (OPFOR) element attempts to disrupt quartering party operations and infiltrate the enemy's AA. 1. Locates the quartering party and the AA. 2. Surprises the main body. 3. Penetrates the AA with squad-size probes. 4. Inflicts personnel casualties and vehicle damage. 5. Disrupts the unit's preparations (prevents or delays beyond the unit's allotted time).

**TASK:** Disrupt Enemy Movement and Operations Using Tactical Nuclear Weapons (5-OPFOR-0016)

**CONDITION:** The opposing forces (OPFOR) element has located the enemy. Priority intelligence requirements (PIR) and other intelligence requirements have been obtained by OPFOR patrols. Tactical nuclear weapons are employed against key locations in the rear area.

**STANDARD:** The OPFOR element disrupts enemy movement and operations. 1. Disrupts or delays the movement of the enemy's equipment and supplies to the forward areas. 2. Destroys enemy equipment and supplies. 3. Inflicts a high rate of nuclear casualties among the enemy forces. 4. Denies the enemy the use of specified areas. 5. Contaminates the enemy's equipment and supplies.

**TASK:** Disrupt Enemy Movement and Operations Using Persistent and Nonpersistent Chemical Weapons (5-OPFOR-0015)

**CONDITION:** The opposing forces (OPFOR) element has located the enemy. Priority intelligence requirements (PIR) and other intelligence requirements have been obtained by OPFOR patrols. The OPFOR units deliver chemical agents, by means of conventional artillery weapons or aircraft, along selected supply routes and key bases in the rear area.

**STANDARD:** The OPFOR element disrupts enemy movement and operations using persistent and nonpersistent chemical weapons. 1. Delivers chemical agents in low and densely wooded areas. 2. Delays the movement of enemy supplies and equipment to the forward areas. 3. Restricts the movement of the enemy units in the rear area. 4. Channels the movement of enemy units into predesignated ambush areas. 5. Contaminates enemy supplies and equipment. 6. Inflicts a high rate of casualties on enemy forces.

**TASK:** Counter Passage of Lines (5-OPFOR-0012)

**CONDITION:** Enemy forces are in defensive positions, but they are expected to attempt passage-of-lines operations. The opposing forces (OPFOR) received orders to disrupt enemy passage-of-lines operations.

**STANDARD:** The OPFOR element delays or prevents enemy passage of lines. 1. Delays the passage. 2. Prevents the company from moving all personnel through the stationary unit. 3. Engages the main body of either the moving or the stationary unit.

**TASK:** Disrupt Movement (5-OPFOR-0014)

**CONDITION:** The enemy is expected to move through the opposing forces (OPFOR) element's area of operations. The OPFOR element has received an operation order (OPORD) or fragmentary order (FRAGO) to disrupt enemy movement. The enemy has the capability to defend with direct fire and antiarmor weapons.

**STANDARD:** The OPFOR element delays enemy movement. 1. Delays the element. 2. Forces the element to deviate from its route. 3. Prevents the element from reaching its destination. 4. Surprises the element's main body.

**TASK:** Disrupt Assembly Area (AA) Activities (5-OPFOR-0013)

**CONDITION:** Intelligence reports indicate that platoon- and company-size enemy units are operating in the opposing forces (OPFOR) area of operations. Enemy units can defend from AAs with direct fire, antiarmor weapons, and indirect fire. The enemy has close air support (CAS) and nuclear, biological, and chemical (NBC) capabilities.

**STANDARD:** The OPFOR element locates and disrupts the enemy's AA activities. 1. Locates the element's AA. 2. Probes the AA with squad- or team-size elements. 3. Inflicts more than 5 percent casualties on the element. 4. Disrupts the element's preparations (prevents or delays beyond the element's allotted time).

**TASK:** Conduct Air Attacks (5-OPFOR-0002)

**CONDITION:** The opposing forces (OPFOR) element in the rear area has forwarded the positions of the enemy support sites or the locations of moving elements. The OPFOR aircraft have been dispatched to attack enemy installations or convoys.

**STANDARD:** The OPFOR element attempts to delay, disrupt, or damage the enemy targets by air. 1. Locates the target (support sites or convoys). 2. Makes attack runs on the designated targets. 3. Inflicts heavy damage to the selected target. 4. Sustains no loss of aircraft. 5. Delays moving the force for more than one hour.

**TASK:** Attack (5-OPFOR-0001)

**CONDITION:** The opposing forces (OPFOR) element has located the enemy. The priority intelligence requirements (PIR) and other intelligence requirements have been obtained by OPFOR patrols. The OPFOR element has automatic and antiarmor weapons and light mortars.

**STANDARD:** The OPFOR element attempts to seize the terrain, vehicles, or equipment. 1. Develops an attack plan. 2. Surprises the enemy unit's main body. 3. Initiates the attack using a scheme of maneuver that exploits the enemy's flanks, gaps, and weaknesses. 4. Uses covered and concealed routes to approach the enemy forces' flanks, gaps, or weakly held areas. 5. Employs indirect fire to support the attack. 6. Penetrates enemy defenses. 7. Destroys equipment and supplies. 8. Inflicts heavy casualties. 9. Isolates the combat service support (CSS) base by blocking reinforcements. 10. Forces enemy units to displace. 11. Avoids being fixed in one position. 12. Withdraws before the CSS base is reinforced with tactical combat forces.



**ELEMENTS:** Company Headquarters  
 Maintenance Section  
 Three Engineer Platoon Headquarters  
 Nine Engineer Squads  
 Assault and Obstacle Platoon Headquarters  
 Obstacle Section  
 Three Assault Sections

**TASK:** Establish and Operate a Single-Channel Voice Radio Net (11-3-0214.05-T01A)  
 (FM 24-18) (FM 24-1) (FM 24-19)  
 (FM 24-33)

**ITERATION:** 1 2 3 4 5 M (Circle)

**COMMANDER/LEADER ASSESSMENT:** T P U (Circle)

**CONDITIONS:** The element is tactically deployed and must establish the communications network. Digital units have performed functionality checks, and systems are operational. The operators have been briefed and issued extracts from the signal operation instructions (SOI) and the signal supplemental instructions (SSI), the numerical cipher, the authenticated system, the operations codes, and the brevity lists. Situational hazards such as nuclear, biological, and chemical (NBC) conditions; opposing forces (OPFOR); electronic warfare (EW); and directional finding ability exist. Some iterations of this task should be performed in MOPP4.

**TASK STANDARDS:** The operators establish and enter a radio net no later than the time prescribed in the operation order (OPORD) or the operation plan (OPLAN). Digital units send and receive reports using frequency-modulated (FM) or digital means. The net is not compromised. The time required to perform this task is increased when conducting it in mission-oriented protection posture (MOPP) 4.

TASK STEPS AND PERFORMANCE MEASURES	GO	NO-GO
<ol style="list-style-type: none"> <li>1. Radio operators install a radio set for operation.                             <ol style="list-style-type: none"> <li>a. Secured radios in mount.</li> <li>b. Connected audio accessories.</li> <li>c. Installed antennas.</li> <li>d. Performed before-operation preventive-maintenance checks and services (PMCS).</li> <li>e. Performed radio operational checks.</li> </ol> </li> <li>2. Radio operators make initial entry into the nets.                             <ol style="list-style-type: none"> <li>a. Obtained appropriate call signs, suffixes, and frequencies from the SOI/SSI.</li> <li>b. Entered a radio net.</li> <li>c. Authenticated when challenged by the net control station (NCS).</li> </ol> </li> <li>3. Radio operators recognize frequency interference.                             <ol style="list-style-type: none"> <li>a. Recognized jamming or interference.</li> <li>b. Determined if the interference was internal or external.</li> <li>c. Determined if the interference was intentional or unintentional.</li> </ol> </li> <li>4. Radio operators initiate prescribed electronic countercountermeasures (ECCM).                             <ol style="list-style-type: none"> <li>a. Continued to operate.</li> <li>b. Increased the transmit power.</li> <li>c. Tuned the receiver for max signal.</li> <li>d. Relocated the antenna.</li> <li>e. Requested a change of frequency.</li> <li>f. Reported suspected jamming to the immediate supervisor.</li> </ol> </li> </ol>		

TASK STEPS AND PERFORMANCE MEASURES	GO	NO-GO
g. Submitted meaconing, intrusion, jamming, and interference (MIJI) feeder reports.  5. Radio operators employ preventive ECCM and radio procedures. <ul style="list-style-type: none"> <li>a. Used communications security (COMSEC) equipment (secure), if available (transmission security (TSEC)/KY-38 or TSEC/KY-57).</li> <li>b. Loaded the appropriate key variables using KYK-13 or KOI-15.</li> <li>c. Used only approved radiotelephone procedures as required by the SOI/SSI.</li> <li>d. Encrypted and decrypted grid coordinates using the SOI/SSI (not necessary in secure-voice operation).</li> <li>e. Kept the length (not more than 20 seconds per transmission) and the number of transmissions to a minimum.</li> <li>f. Used the lowest power setting required to communicate with desired stations.</li> <li>g. Used the correct call signs and frequencies.</li> <li>h. Observed periods of radio-listening silence.</li> <li>i. Adhered to net discipline.</li> </ul>		

TASK PERFORMANCE / EVALUATION SUMMARY BLOCK							
ITERATION	1	2	3	4	5	M	TOTAL
TOTAL TASK STEPS EVALUATED							
TOTAL TASK STEPS "GO"							
TRAINING STATUS "GO"/"NO-GO"							

\*\* indicates a leader task step.

**SUPPORTING INDIVIDUAL TASKS: NONE**

**SUPPORTING COLLECTIVE TASKS: NONE**

**OPFOR TASKS AND STANDARDS**

**TASK:** Disrupt a Route Reconnaissance (5-OPFOR-0021)

**CONDITION:** The enemy is conducting a route reconnaissance. The opposing forces (OPFOR) element is positioned along the enemy's route.

**STANDARD:** The OPFOR element attempts to disrupt a squad/section conducting a route reconnaissance. 1. Prevents the unit from meeting its specified time schedule. 2. Forces the unit to deviate from its specified route. 3. Prevents the unit from reaching its assigned destination. 4. Surprises the squad/section. 5. Inflicts casualties on the unit.

**TASK:** Conduct an Aerial Reconnaissance (5-OPFOR-0010)

**CONDITION:** The opposing forces (OPFOR) headquarters (HQ) element requires intelligence on the locations and identification of enemy elements. An aircraft is dispatched to take photographs and make a visual inspection of the enemy rear area.

**STANDARD:** The OPFOR element gathers photograph intelligence of the enemy. 1. Photographs the assigned sectors. 2. Makes quick visual checks where the ceiling is low. 3. Locates enemy positions in the area, particularly support and storage bases, and command and control (C2) facilities. 4. Sustains no loss of aircraft. 5. Reports priority intelligence requirements (PIR) and other information requirements to the OPFOR HQ.

**TASK:** Conduct a Raid (5-OPFOR-0004)

**CONDITION:** The opposing forces (OPFOR) element has occupied an objective rally point and has orders to conduct a raid on a combat service support (CSS) base.

**STANDARD:** The OPFOR element infiltrates the enemy's base and destroys all of the targets. 1. Surprises the enemy forces. 2. Assaults the support base and accomplishes the assigned tasks. 3. Destroys the specified equipment and supplies. 4. Avoids being decisively engaged. 5. Withdraws all personnel from the objective areas within the time prescribed. 6. Obtains all priority intelligence requirements (PIR) from the raid site. 7. Sustains only light casualties from enemy fire.

**TASK:** Defeat Obstacles (5-OPFOR-0009)

**CONDITION:** The opposing forces (OPFOR) element encounters an obstacle that blocks the avenue of approach as it advances upon the enemy forces.

**STANDARD:** The OPFOR element bypasses or breaches the enemy obstacle. 1. Detects the obstacle before halting its main body. 2. Defeats the obstacle. a. Bypasses the obstacle without entering the engagement areas. b. Breaches the obstacle within 45 minutes and passes its entire force through the obstacle. 3. Does not incur degradation to the point that the mission must be discontinued.

**TASK:** Conduct an Attack (5-OPFOR-0008)

**CONDITION:** The enemy is conducting tactical operations. The opposing forces (OPFOR) element receives orders to attack the enemy, the area of occupation, or the main supply route (MSR) with smoke.

**STANDARD:** The OPFOR element disrupts the enemy's movement and smoke operations. 1. Determines the delivery method of the smoke attack. 2. Locates the target. 3. Delivers the smoke attack downwind. 4. Attacks the enemy with smoke, and surge attacks when the enemy responds to the smoke.

**TASK:** Disrupt Construction of Vehicle Fighting Positions (5-OPFOR-0020)

**CONDITION:** The opposing forces (OPFOR) element has located the enemy. The priority intelligence requirements (PIR) and other intelligence obtained by OPFOR patrols indicate the enemy is constructing vehicle fighting positions within its defensive area. The OPFOR element has automatic and antiarmor weapons and light mortars.

**STANDARD:** The OPFOR element attempts to disrupt the enemy's efforts to establish vehicle fighting positions. 1. Locates the defensive area. 2. Surprises the main body. 3. Penetrates the defensive area with squad-size probes. 4. Inflicts casualties on the unit. 5. Destroys vehicles. 6. Disrupts the unit's preparations (prevents or delays beyond the unit's allotted time).

**TASK:** Disrupt an Engineer Reconnaissance (5-OPFOR-0022)

**CONDITION:** The enemy is conducting an engineer reconnaissance. The opposing forces (OPFOR) element is positioned along the enemy's route.

**STANDARD:** The OPFOR element disrupts an engineer reconnaissance. 1. Prevents the unit from meeting its specified time schedule. 2. Forces the unit to deviate from its specified route. 3. Prevents the unit from accomplishing its assigned engineer reconnaissance. 4. Surprises the unit conducting the reconnaissance.

**TASK:** Conduct Terrorist and Saboteur Attacks (5-OPFOR-0005)

**CONDITION:** The opposing forces (OPFOR) element dispatches small teams into the enemy's rear area to disrupt combat service support (CSS) operations.

**STANDARD:** The enemy sustains disrupted command and control (C2), destroyed equipment and supplies, and light casualties. 1. Locates rear support bases and C2 facilities. 2. Delays and disrupts CSS operations through probes. 3. Infiltrates CSS bases to conduct sabotage and terrorist activities. 4. Inflicts light casualties. 5. Destroys supplies and equipment.

**TASK:** Defend a Minefield (5-OPFOR-0023)

**CONDITION:** The enemy is conducting a minefield sweeping operation. The opposing forces (OPFOR) element has a minefield placed in the enemy's path. The minefield is under constant observation and fire.

**STANDARD:** The OPFOR element defends a minefield against an enemy element conducting a minefield sweeping operation. 1. Prevents the unit from detecting the obstacle. 2. Disrupts the minefield sweeping operation. 3. Prevents the unit from conducting the minefield sweeping operation, prevents the unit from moving all personnel through the breach, or delays the completion of the minefield sweeping operation for more than 45 minutes.

**TASK:** Conduct Sniper Operations (5-OPFOR-0006)

**CONDITION:** The opposing forces (OPFOR) element has assigned snipers (regular or irregular elements) in the enemy's rear area along the main supply route (MSR) and near support sites.

**STANDARD:** The OPFOR element kills or wounds targets. 1. Sets up a well-concealed location. 2. Engages vehicle drivers or personnel on foot with short bursts of semiautomatic fire. 3. Kills or wounds selected targets. 4. Prevents the position from being discovered by enemy forces. 5. Evacuates the area without being spotted. 6. Reports all specified priority intelligence requirements (PIR) and other intelligence requirements to the OPFOR headquarters (HQ).

**TASK:** Conduct an Ambush (5-OPFOR-0007)

**CONDITION:** The enemy is moving in a convoy. The opposing forces (OPFOR) element is positioned along the enemy's route.

**STANDARD:** The OPFOR element inflicts casualties on the enemy and causes vehicle and equipment damage. 1. Prepares an ambush site before the element arrives. 2. Surprises march element forces. 3. Inflicts heavy casualties within the designated kill zone. 4. Inflicts heavy damage to vehicles and equipment within the designated kill zone. 5. Delays the march element from reaching a specified destination for a specified period of time. 6. Withdraws on order. 7. Sustains no casualties. 8. Reports actions to superiors.

**TASK:** Maintain Contact (5-OPFOR-0003)

**CONDITION:** The opposing forces (OPFOR) element is engaged with enemy base defense forces. The enemy forces are withdrawing under pressure.

**STANDARD:** The OPFOR element maintains enemy contact while the enemy withdraws. 1. Engages the enemy forces decisively. 2. Advances the OPFOR as the enemy forces withdraw. 3. Inflicts heavy casualties. 4. Captures the members of the enemy force. 5. Captures documents and equipment. 6. Safeguards captured documents, equipment, and personnel.

**TASK:** Surrender to the Capturing Unit on the Battlefield (5-OPFOR-0024)

**CONDITION:** The enemy has captured the opposing forces (OPFOR) element's soldiers, documents, and equipment sensitive to the OPFOR tactical operations.

**STANDARD:** The OPFOR soldiers retain or destroy documents and equipment. The OPFOR element surrenders documents and equipment of no tactical use to the enemy and attempts to conceal or destroy items of tactical value. The OPFOR element attempts escape and evasion. 1. Prevents the successful capture of documents and equipment. 2. Destroys documents and equipment. 3. Removes identifying markings from equipment. 4. Removes unit-identifying insignia. 5. Provides misleading information. 6. Plans an escape. 7. Delays movement to the nearest collection point. 8. Prevents safeguarding of enemy prisoners of war (EPWs) in order to cause embarrassment to the United States (US).

**TASK:** Disrupt a Net Control Station (NCS) (5-OPFOR-0019)

**CONDITION:** The enemy has established a NCS. The opposing forces (OPFOR) element has radio and jamming equipment.

**STANDARD:** The OPFOR element attempts to disrupt an NCS. 1. Attempts to locate the radio frequency that the unit is operating on. 2. Attempts to enter the radio net. 3. Attempts to issue "bogus" orders to a unit on the net. 4. Jams the radio frequency and forces the unit to go to an alternate frequency.

**TASK:** Disrupt Defensive Preparations (5-OPFOR-0018)

**CONDITION:** The opposing forces (OPFOR) element has located the enemy. Priority intelligence requirements (PIR) and other intelligence requirements obtained by OPFOR patrols indicate that the enemy elements are establishing defensive positions. The OPFOR element has automatic and antiarmor weapons and light mortars.

**STANDARD:** The OPFOR element disrupts and delays the enemy's defensive preparations. 1. Locates and penetrates the enemy's security system. 2. Forces the enemy to delay defensive preparations. 3. Disrupts the enemy's obstacle preparations.

**TASK:** Disrupt Enemy Movement and Operations Using Tactical Nuclear Weapons (5-OPFOR-0016)

**CONDITION:** The opposing forces (OPFOR) element has located the enemy. Priority intelligence requirements (PIR) and other intelligence requirements have been obtained by OPFOR patrols. Tactical nuclear weapons are employed against key locations in the rear area.

**STANDARD:** The OPFOR element disrupts enemy movement and operations. 1. Disrupts or delays the movement of the enemy's equipment and supplies to the forward areas. 2. Destroys enemy equipment and supplies. 3. Inflicts a high rate of nuclear casualties among the enemy forces. 4. Denies the enemy the use of specified areas. 5. Contaminates the enemy's equipment and supplies.

**TASK:** Disrupt Quartering Party Operations (5-OPFOR-0017)

**CONDITION:** The enemy is conducting quartering party operations. It has established an assembly area (AA) but has not moved in the main body.

**STANDARD:** The opposing forces (OPFOR) element attempts to disrupt quartering party operations and infiltrate the enemy's AA. 1. Locates the quartering party and the AA. 2. Surprises the main body. 3. Penetrates the AA with squad-size probes. 4. Inflicts personnel casualties and vehicle damage. 5. Disrupts the unit's preparations (prevents or delays beyond the unit's allotted time).

**TASK:** Disrupt Enemy Movement and Operations Using Persistent and Nonpersistent Chemical Weapons (5-OPFOR-0015)

**CONDITION:** The opposing forces (OPFOR) element has located the enemy. Priority intelligence requirements (PIR) and other intelligence requirements have been obtained by OPFOR patrols. The OPFOR units deliver chemical agents, by means of conventional artillery weapons or aircraft, along selected supply routes and key bases in the rear area.

**STANDARD:** The OPFOR element disrupts enemy movement and operations using persistent and nonpersistent chemical weapons. 1. Delivers chemical agents in low and densely wooded areas. 2. Delays the movement of enemy supplies and equipment to the forward areas. 3. Restricts the movement of the enemy units in the rear area. 4. Channels the movement of enemy units into predesignated ambush areas. 5. Contaminates enemy supplies and equipment. 6. Inflicts a high rate of casualties on enemy forces.

**TASK:** Disrupt Movement (5-OPFOR-0014)

**CONDITION:** The enemy is expected to move through the opposing forces (OPFOR) element's area of operations. The OPFOR element has received an operation order (OPORD) or fragmentary order (FRAGO) to disrupt enemy movement. The enemy has the capability to defend with direct fire and antiarmor weapons.

**STANDARD:** The OPFOR element delays enemy movement. 1. Delays the element. 2. Forces the element to deviate from its route. 3. Prevents the element from reaching its destination. 4. Surprises the element's main body.

**TASK:** Counter Passage of Lines (5-OPFOR-0012)

**CONDITION:** Enemy forces are in defensive positions, but they are expected to attempt passage-of-lines operations. The opposing forces (OPFOR) received orders to disrupt enemy passage-of-lines operations.

**STANDARD:** The OPFOR element delays or prevents enemy passage of lines. 1. Delays the passage. 2. Prevents the company from moving all personnel through the stationary unit. 3. Engages the main body of either the moving or the stationary unit.

**TASK:** Disrupt Assembly Area (AA) Activities (5-OPFOR-0013)

**CONDITION:** Intelligence reports indicate that platoon- and company-size enemy units are operating in the opposing forces (OPFOR) area of operations. Enemy units can defend from AAs with direct fire, antiarmor weapons, and indirect fire. The enemy has close air support (CAS) and nuclear, biological, and chemical (NBC) capabilities.

**STANDARD:** The OPFOR element locates and disrupts the enemy's AA activities. 1. Locates the element's AA. 2. Probes the AA with squad- or team-size elements. 3. Inflicts more than 5 percent casualties on the element. 4. Disrupts the element's preparations (prevents or delays beyond the element's allotted time).

**TASK:** Attack (5-OPFOR-0001)

**CONDITION:** The opposing forces (OPFOR) element has located the enemy. The priority intelligence requirements (PIR) and other intelligence requirements have been obtained by OPFOR patrols. The OPFOR element has automatic and antiarmor weapons and light mortars.

**STANDARD:** The OPFOR element attempts to seize the terrain, vehicles, or equipment. 1. Develops an attack plan. 2. Surprises the enemy unit's main body. 3. Initiates the attack using a scheme of maneuver that exploits the enemy's flanks, gaps, and weaknesses. 4. Uses covered and concealed routes to approach the enemy forces' flanks, gaps, or weakly held areas. 5. Employs indirect fire to support the attack. 6. Penetrates enemy defenses. 7. Destroys equipment and supplies. 8. Inflicts heavy casualties. 9. Isolates the combat service support (CSS) base by blocking reinforcements. 10. Forces enemy units to displace. 11. Avoids being fixed in one position. 12. Withdraws before the CSS base is reinforced with tactical combat forces.

**TASK:** Conduct Air Attacks (5-OPFOR-0002)

**CONDITION:** The opposing forces (OPFOR) element in the rear area has forwarded the positions of the enemy support sites or the locations of moving elements. The OPFOR aircraft have been dispatched to attack enemy installations or convoys.

**STANDARD:** The OPFOR element attempts to delay, disrupt, or damage the enemy targets by air. 1. Locates the target (support sites or convoys). 2. Makes attack runs on the designated targets. 3. Inflicts heavy damage to the selected target. 4. Sustains no loss of aircraft. 5. Delays moving the force for more than one hour.

- ELEMENTS:** Company  
 Company Headquarters  
 Maintenance Section  
 Three Engineer Platoon Headquarters  
 Nine Engineer Squads  
 Assault and Obstacle Platoon Headquarters  
 Obstacle Section  
 Three Assault Sections

**TASK:** Install, Operate, and Maintain a Single-Channel, Ground and Airborne Radio System (SINGGARS) Frequency Hopping (FH) Net (11-5-1102.05-T01A)

(FM 24-19) (FM 20-3) (FM 24-18)  
 (FM 24-33) (FM 24-35) (FM 24-35-1)

**ITERATION:** 1 2 3 4 5 M (Circle)

**COMMANDER/LEADER ASSESSMENT:** T P U (Circle)

**CONDITIONS:** The team has been briefed and has extracts from the signal operation instructions (SOI) and the signal supplemental instructions (SSI), the appropriate loading devices with keys, a radio net diagram, maps, and grid coordinates. Subtasks 1 through 4 are done in the motor pool or staging area before going to the field location. Some iterations of this task should be performed in MOPP4.

**TASK STANDARDS:** The SINGGARS radio sets are operational according to the tactical standing operating procedure (TACSOP) and the operation plan (OPLAN) or operation order (OPORD). The time required to perform this task is increased when conducting it in mission-oriented protection posture (MOPP) 4.

TASK STEPS AND PERFORMANCE MEASURES	GO	NO-GO
<p>* 1. The supervisor checks all radios for completeness and operability.</p> <ul style="list-style-type: none"> <li>a. Ensured that the vehicular and manpack systems were assembled correctly.</li> </ul> <p>WARNING: HIGH VOLTAGES EXIST AT CONNECTOR J1 ON THE MOUNTING ADAPTER. BE SURE THAT J1 IS COVERED OR CAPPED WHEN NOT IN USE.</p> <ul style="list-style-type: none"> <li>b. Ensured that the operator logged the amp hours (manpack system only).</li> <li>c. Ensured that the preventive-maintenance checks and services (PMCS) were completed.</li> </ul> <p>* 2. The supervisor selects the site.</p> <ul style="list-style-type: none"> <li>a. Selected the primary and alternate locations within the general site.</li> <li>b. Established and maintained camouflage discipline.</li> <li>c. Ensured that the location provided effective use of the terrain in an electronic warfare (EW) environment.</li> <li>d. Ensured that the location avoided interference from power lines and other friendly sources of frequency interference.</li> </ul> <p>3. Net members perform pre-mission checks for a SINGGARS FH cold-start net opening.</p> <ul style="list-style-type: none"> <li>a. Performed before-operation PMCS.</li> <li>b. Loaded the transmission security key (TSK) using MX-10579 or MS-18290 (nonintegrated communications security [non-ICOM] only).</li> <li>c. Loaded the hop set using MX-18290 (integrated communications security [ICOM] only).</li> <li>d. Loaded the traffic encryption key (TEK) using KYK-13.</li> </ul>		



TASK STEPS AND PERFORMANCE MEASURES	GO	NO-GO
<p>4. The net control station (NCS) performs pre-mission checks for SINCGARS FH cold-start net opening.</p> <ol style="list-style-type: none"> <li>Performed preoperational PMCS.</li> <li>Loaded the TSK and the hop set using MX-10579 or MX18290 (non-ICOM only).</li> <li>Loaded the hop set using MX-18290 (ICOM only).</li> <li>Loaded the TEK using KYK-13.</li> <li>Loaded the FH sync-time according to the SOI/SSI.</li> <li>Loaded the cue frequency.</li> <li>Directed the alternate NCS to load the cue frequency as required.</li> <li>Changed the net identification according to the SOI/SSI.</li> </ol> <p>5. The NCS opens the net.</p> <ol style="list-style-type: none"> <li>Issued the net call in the secure mode on the MAN channel.</li> <li>Issued and sent the electronic countercountermeasures [ECCM] remote fill (ERF) instructions.</li> <li>Set the channel switch to the hop set channel and issued the net call.</li> <li>Opened the net.</li> <li>Reset the channel switch to MAN and called missing net members.</li> <li>Repeated the cold start.</li> <li>Set the FCTN switch to SQ ON.</li> </ol> <p>6. Net members enter the net.</p> <ol style="list-style-type: none"> <li>Responded in the correct sequence to the net call.</li> <li>Stored the ERF, set the channel switch to the hop set channel, reset the channel switch to MAN, and set the FCTN switch to SQ ON.</li> <li>Responded in sequence to the NCS call.</li> <li>Reset the channel switch to MAN and the FCTN switch to LO if the member missed the ERF or heard no communications on the hop set channel.</li> <li>Responded in sequence to the NCS call.</li> </ol> <p>7. Net members perform the late net entry (LNE), cue, and ERF method.</p> <ol style="list-style-type: none"> <li>Performed pre-mission checks for an FH cold start.</li> <li>Loaded the cue frequency according to the SOI/SSI.</li> <li>Initiated the cue call.</li> <li>Reported into the net.</li> <li>Switched to the MAN channel and conducted the cold-start net opening.</li> </ol> <p>8. Net members use proper radio procedures.</p> <ol style="list-style-type: none"> <li>Kept the length and the number of transmissions to a minimum.</li> <li>Used the lowest power setting required to communicate.</li> <li>Used authorized call signs and frequencies.</li> <li>Observed periods of radio-listening silence.</li> <li>Operated on a random schedule.</li> <li>Adhered to net discipline.</li> </ol> <p>9. Team members recognize different types of interference.</p> <ol style="list-style-type: none"> <li>Checked the RT signal (SIG) display when it was not transmitting. If the display was constantly or intermittently higher than 1, then the members disconnected the antenna to determine if the interference was internal or external.</li> <li>Initiated the ECCM for external symptoms.</li> </ol> <p>10. Team members initiate ECCM actions.</p> <ol style="list-style-type: none"> <li>Continued to operate.</li> </ol>		

TASK STEPS AND PERFORMANCE MEASURES	GO	NO-GO
<p>b. Did not disclose the effectiveness of the jamming in the clear.                      c. Reduced the transmission speed.                      d. Increased the transmitter power.                      e. Relocated the antenna.                      f. Prepared and forwarded a meaconing, intrusion, jamming, and interference (MIJI) feeder report to the supervisor in the United States message text format (USMTF).</p> <p>11. Team members extend the range of the radio station.                      a. Inspected the OE-254 for serviceability.                      b. Installed the OE-254 antenna using the team method.                      c. Accomplished the transaction from the whip antenna to the OE-254 without unnecessary interruption of service.</p> <p>12. The retransmission team establishes a retransmission site.                      a. Installed and connected the OE-254 antennas.                      b. Performed preoperational PMCS.                      c. Loaded the CMD NET MAN frequency in radio C.                      d. Loaded the CMD NET MAN and cue frequencies in radio D.                      e. Loaded the TSK and the TEK into both radios (non-ICOM only).                      f. Loaded the hop set and the TEK into both radios (ICOM only).                      g. Cued the LNE using radio D.                      h. Stored the ERF into both radios.                      i. Changed radio D to RTS MAN and cue frequencies and TRS net ID.                      j. Set the FCTN switches of radios C and D to RXMT.</p> <p>13. Team members initiate the net radio interface (NRI) call.                      a. Called the NRI operator on the NRI hop set channel, or initiated a cue call on the net control interface (NCI) cue channel, as required.                      b. Switched to NRI MAN channel.                      c. Established communications on the NRI hop set channel.                      d. Identified the telephone subscriber by call sign or telephone number.</p> <p>14. Team members maintain the SINGARS radio net.                      a. Performed PMCS, as required.                      b. Performed fault isolation, as required.                      c. Performed user-level maintenance, as required.                      d. Evacuated the faulty equipment, as required.                      e. Completed the necessary entries in the maintenance record.                      f. Reported all uncorrected deficiencies to the immediate supervisor.</p> <p>15. The NCS closes the net.                      a. Called the net and issued closedown instructions.                      b. Acknowledged the net members.                      c. Received acknowledgement in the correct sequence.                      d. Performed after-operation PMCS.</p>		

TASK PERFORMANCE / EVALUATION SUMMARY BLOCK							
ITERATION	1	2	3	4	5	M	TOTAL
TOTAL TASK STEPS EVALUATED							
TOTAL TASK STEPS "GO"							
TRAINING STATUS "GO"/"NO-GO"							

"\*" indicates a leader task step.

**SUPPORTING INDIVIDUAL TASKS: NONE****SUPPORTING COLLECTIVE TASKS: NONE****OPFOR TASKS AND STANDARDS**

**TASK:** Disrupt a Route Reconnaissance (5-OPFOR-0021)

**CONDITION:** The enemy is conducting a route reconnaissance. The opposing forces (OPFOR) element is positioned along the enemy's route.

**STANDARD:** The OPFOR element attempts to disrupt a squad/section conducting a route reconnaissance. 1. Prevents the unit from meeting its specified time schedule. 2. Forces the unit to deviate from its specified route. 3. Prevents the unit from reaching its assigned destination. 4. Surprises the squad/section. 5. Inflicts casualties on the unit.

**TASK:** Conduct an Aerial Reconnaissance (5-OPFOR-0010)

**CONDITION:** The opposing forces (OPFOR) headquarters (HQ) element requires intelligence on the locations and identification of enemy elements. An aircraft is dispatched to take photographs and make a visual inspection of the enemy rear area.

**STANDARD:** The OPFOR element gathers photograph intelligence of the enemy. 1. Photographs the assigned sectors. 2. Makes quick visual checks where the ceiling is low. 3. Locates enemy positions in the area, particularly support and storage bases, and command and control (C2) facilities. 4. Sustains no loss of aircraft. 5. Reports priority intelligence requirements (PIR) and other information requirements to the OPFOR HQ.

**TASK:** Conduct a Raid (5-OPFOR-0004)

**CONDITION:** The opposing forces (OPFOR) element has occupied an objective rally point and has orders to conduct a raid on a combat service support (CSS) base.

**STANDARD:** The OPFOR element infiltrates the enemy's base and destroys all of the targets. 1. Surprises the enemy forces. 2. Assaults the support base and accomplishes the assigned tasks. 3. Destroys the specified equipment and supplies. 4. Avoids being decisively engaged. 5. Withdraws all personnel from the objective areas within the time prescribed. 6. Obtains all priority intelligence requirements (PIR) from the raid site. 7. Sustains only light casualties from enemy fire.

**TASK:** Defeat Obstacles (5-OPFOR-0009)

**CONDITION:** The opposing forces (OPFOR) element encounters an obstacle that blocks the avenue of approach as it advances upon the enemy forces.

**STANDARD:** The OPFOR element bypasses or breaches the enemy obstacle. 1. Detects the obstacle before halting its main body. 2. Defeats the obstacle. a. Bypasses the obstacle without entering the engagement areas. b. Breaches the obstacle within 45 minutes and passes its entire force through the obstacle. 3. Does not incur degradation to the point that the mission must be discontinued.

**TASK:** Conduct an Attack (5-OPFOR-0008)

**CONDITION:** The enemy is conducting tactical operations. The opposing forces (OPFOR) element receives orders to attack the enemy, the area of occupation, or the main supply route (MSR) with smoke.

**STANDARD:** The OPFOR element disrupts the enemy's movement and smoke operations. 1. Determines the delivery method of the smoke attack. 2. Locates the target. 3. Delivers the smoke attack downwind. 4. Attacks the enemy with smoke, and surge attacks when the enemy responds to the smoke.

**TASK:** Disrupt Construction of Vehicle Fighting Positions (5-OPFOR-0020)

**CONDITION:** The opposing forces (OPFOR) element has located the enemy. The priority intelligence requirements (PIR) and other intelligence obtained by OPFOR patrols indicate the enemy is constructing vehicle fighting positions within its defensive area. The OPFOR element has automatic and antiarmor weapons and light mortars.

**STANDARD:** The OPFOR element attempts to disrupt the enemy's efforts to establish vehicle fighting positions. 1. Locates the defensive area. 2. Surprises the main body. 3. Penetrates the defensive area with squad-size probes. 4. Inflicts casualties on the unit. 5. Destroys vehicles. 6. Disrupts the unit's preparations (prevents or delays beyond the unit's allotted time).

**TASK:** Disrupt an Engineer Reconnaissance (5-OPFOR-0022)

**CONDITION:** The enemy is conducting an engineer reconnaissance. The opposing forces (OPFOR) element is positioned along the enemy's route.

**STANDARD:** The OPFOR element disrupts an engineer reconnaissance. 1. Prevents the unit from meeting its specified time schedule. 2. Forces the unit to deviate from its specified route. 3. Prevents the unit from accomplishing its assigned engineer reconnaissance. 4. Surprises the unit conducting the reconnaissance.

**TASK:** Conduct Terrorist and Saboteur Attacks (5-OPFOR-0005)

**CONDITION:** The opposing forces (OPFOR) element dispatches small teams into the enemy's rear area to disrupt combat service support (CSS) operations.

**STANDARD:** The enemy sustains disrupted command and control (C2), destroyed equipment and supplies, and light casualties. 1. Locates rear support bases and C2 facilities. 2. Delays and disrupts CSS operations through probes. 3. Infiltrates CSS bases to conduct sabotage and terrorist activities. 4. Inflicts light casualties. 5. Destroys supplies and equipment.

**TASK:** Defend a Minefield (5-OPFOR-0023)

**CONDITION:** The enemy is conducting a minefield sweeping operation. The opposing forces (OPFOR) element has a minefield placed in the enemy's path. The minefield is under constant observation and fire.

**STANDARD:** The OPFOR element defends a minefield against an enemy element conducting a minefield sweeping operation. 1. Prevents the unit from detecting the obstacle. 2. Disrupts the minefield sweeping operation. 3. Prevents the unit from conducting the minefield sweeping operation, prevents the unit from moving all personnel through the breach, or delays the completion of the minefield sweeping operation for more than 45 minutes.

**TASK:** Conduct an Ambush (5-OPFOR-0007)

**CONDITION:** The enemy is moving in a convoy. The opposing forces (OPFOR) element is positioned along the enemy's route.

**STANDARD:** The OPFOR element inflicts casualties on the enemy and causes vehicle and equipment damage. 1. Prepares an ambush site before the element arrives. 2. Surprises march element forces. 3. Inflicts heavy casualties within the designated kill zone. 4. Inflicts heavy damage to vehicles and equipment within the designated kill zone. 5. Delays the march element from reaching a specified destination for a specified period of time. 6. Withdraws on order. 7. Sustains no casualties. 8. Reports actions to superiors.

**TASK:** Maintain Contact (5-OPFOR-0003)

**CONDITION:** The opposing forces (OPFOR) element is engaged with enemy base defense forces. The enemy forces are withdrawing under pressure.

**STANDARD:** The OPFOR element maintains enemy contact while the enemy withdraws. 1. Engages the enemy forces decisively. 2. Advances the OPFOR as the enemy forces withdraw. 3. Inflicts heavy casualties. 4. Captures the members of the enemy force. 5. Captures documents and equipment. 6. Safeguards captured documents, equipment, and personnel.

**TASK:** Surrender to the Capturing Unit on the Battlefield (5-OPFOR-0024)

**CONDITION:** The enemy has captured the opposing forces (OPFOR) element's soldiers, documents, and equipment sensitive to the OPFOR tactical operations.

**STANDARD:** The OPFOR soldiers retain or destroy documents and equipment. The OPFOR element surrenders documents and equipment of no tactical use to the enemy and attempts to conceal or destroy items of tactical value. The OPFOR element attempts escape and evasion. 1. Prevents the successful capture of documents and equipment. 2. Destroys documents and equipment. 3. Removes identifying markings from equipment. 4. Removes unit-identifying insignia. 5. Provides misleading information. 6. Plans an escape. 7. Delays movement to the nearest collection point. 8. Prevents safeguarding of enemy prisoners of war (EPWs) in order to cause embarrassment to the United States (US).

**TASK:** Disrupt a Net Control Station (NCS) (5-OPFOR-0019)

**CONDITION:** The enemy has established a NCS. The opposing forces (OPFOR) element has radio and jamming equipment.

**STANDARD:** The OPFOR element attempts to disrupt an NCS. 1. Attempts to locate the radio frequency that the unit is operating on. 2. Attempts to enter the radio net. 3. Attempts to issue "bogus" orders to a unit on the net. 4. Jams the radio frequency and forces the unit to go to an alternate frequency.

**TASK:** Disrupt Defensive Preparations (5-OPFOR-0018)

**CONDITION:** The opposing forces (OPFOR) element has located the enemy. Priority intelligence requirements (PIR) and other intelligence requirements obtained by OPFOR patrols indicate that the enemy elements are establishing defensive positions. The OPFOR element has automatic and antiarmor weapons and light mortars.

**STANDARD:** The OPFOR element disrupts and delays the enemy's defensive preparations. 1. Locates and penetrates the enemy's security system. 2. Forces the enemy to delay defensive preparations. 3. Disrupts the enemy's obstacle preparations.

**TASK:** Disrupt Enemy Movement and Operations Using Tactical Nuclear Weapons (5-OPFOR-0016)

**CONDITION:** The opposing forces (OPFOR) element has located the enemy. Priority intelligence requirements (PIR) and other intelligence requirements have been obtained by OPFOR patrols. Tactical nuclear weapons are employed against key locations in the rear area.

**STANDARD:** The OPFOR element disrupts enemy movement and operations. 1. Disrupts or delays the movement of the enemy's equipment and supplies to the forward areas. 2. Destroys enemy equipment and supplies. 3. Inflicts a high rate of nuclear casualties among the enemy forces. 4. Denies the enemy the use of specified areas. 5. Contaminates the enemy's equipment and supplies.

**TASK:** Disrupt Quartering Party Operations (5-OPFOR-0017)

**CONDITION:** The enemy is conducting quartering party operations. It has established an assembly area (AA) but has not moved in the main body.

**STANDARD:** The opposing forces (OPFOR) element attempts to disrupt quartering party operations and infiltrate the enemy's AA. 1. Locates the quartering party and the AA. 2. Surprises the main body. 3. Penetrates the AA with squad-size probes. 4. Inflicts personnel casualties and vehicle damage. 5. Disrupts the unit's preparations (prevents or delays beyond the unit's allotted time).

**TASK:** Disrupt Enemy Movement and Operations Using Persistent and Nonpersistent Chemical Weapons (5-OPFOR-0015)

**CONDITION:** The opposing forces (OPFOR) element has located the enemy. Priority intelligence requirements (PIR) and other intelligence requirements have been obtained by OPFOR patrols. The OPFOR units deliver chemical agents, by means of conventional artillery weapons or aircraft, along selected supply routes and key bases in the rear area.

**STANDARD:** The OPFOR element disrupts enemy movement and operations using persistent and nonpersistent chemical weapons. 1. Delivers chemical agents in low and densely wooded areas. 2. Delays the movement of enemy supplies and equipment to the forward areas. 3. Restricts the movement of the enemy units in the rear area. 4. Channels the movement of enemy units into predesignated ambush areas. 5. Contaminates enemy supplies and equipment. 6. Inflicts a high rate of casualties on enemy forces.

**TASK:** Disrupt Movement (5-OPFOR-0014)

**CONDITION:** The enemy is expected to move through the opposing forces (OPFOR) element's area of operations. The OPFOR element has received an operation order (OPORD) or fragmentary order (FRAGO) to disrupt enemy movement. The enemy has the capability to defend with direct fire and antiarmor weapons.

**STANDARD:** The OPFOR element delays enemy movement. 1. Delays the element. 2. Forces the element to deviate from its route. 3. Prevents the element from reaching its destination. 4. Surprises the element's main body.

**TASK:** Counter Passage of Lines (5-OPFOR-0012)

**CONDITION:** Enemy forces are in defensive positions, but they are expected to attempt passage-of-lines operations. The opposing forces (OPFOR) received orders to disrupt enemy passage-of-lines operations.

**STANDARD:** The OPFOR element delays or prevents enemy passage of lines. 1. Delays the passage. 2. Prevents the company from moving all personnel through the stationary unit. 3. Engages the main body of either the moving or the stationary unit.

**TASK:** Disrupt Assembly Area (AA) Activities (5-OPFOR-0013)

**CONDITION:** Intelligence reports indicate that platoon- and company-size enemy units are operating in the opposing forces (OPFOR) area of operations. Enemy units can defend from AAs with direct fire, antiarmor weapons, and indirect fire. The enemy has close air support (CAS) and nuclear, biological, and chemical (NBC) capabilities.

**STANDARD:** The OPFOR element locates and disrupts the enemy's AA activities. 1. Locates the element's AA. 2. Probes the AA with squad- or team-size elements. 3. Inflicts more than 5 percent casualties on the element. 4. Disrupts the element's preparations (prevents or delays beyond the element's allotted time).

**TASK:** Attack (5-OPFOR-0001)

**CONDITION:** The opposing forces (OPFOR) element has located the enemy. The priority intelligence requirements (PIR) and other intelligence requirements have been obtained by OPFOR patrols. The OPFOR element has automatic and antiarmor weapons and light mortars.

**STANDARD:** The OPFOR element attempts to seize the terrain, vehicles, or equipment. 1. Develops an attack plan. 2. Surprises the enemy unit's main body. 3. Initiates the attack using a scheme of maneuver that exploits the enemy's flanks, gaps, and weaknesses. 4. Uses covered and concealed routes to approach the enemy forces' flanks, gaps, or weakly held areas. 5. Employs indirect fire to support the attack. 6. Penetrates enemy defenses. 7. Destroys equipment and supplies. 8. Inflicts heavy casualties. 9. Isolates the combat service support (CSS) base by blocking reinforcements. 10. Forces enemy units to displace. 11. Avoids being fixed in one position. 12. Withdraws before the CSS base is reinforced with tactical combat forces.

**TASK:** Conduct Sniper Operations (5-OPFOR-0006)

**CONDITION:** The opposing forces (OPFOR) element has assigned snipers (regular or irregular elements) in the enemy's rear area along the main supply route (MSR) and near support sites.

**STANDARD:** The OPFOR element kills or wounds targets. 1. Sets up a well-concealed location. 2. Engages vehicle drivers or personnel on foot with short bursts of semiautomatic fire. 3. Kills or wounds selected targets. 4. Prevents the position from being discovered by enemy forces. 5. Evacuates the area without being spotted. 6. Reports all specified priority intelligence requirements (PIR) and other intelligence requirements to the OPFOR headquarters (HQ).

**TASK:** Conduct Air Attacks (5-OPFOR-0002)

**CONDITION:** The opposing forces (OPFOR) element in the rear area has forwarded the positions of the enemy support sites or the locations of moving elements. The OPFOR aircraft have been dispatched to attack enemy installations or convoys.

**STANDARD:** The OPFOR element attempts to delay, disrupt, or damage the enemy targets by air. 1. Locates the target (support sites or convoys). 2. Makes attack runs on the designated targets. 3. Inflicts heavy damage to the selected target. 4. Sustains no loss of aircraft. 5. Delays moving the force for more than one hour.

**ELEMENTS:** Company  
Company Headquarters

**TASK:** Maintain Company Strength (12-2-0321.05-T01A)  
(FM 12-6) (FM 101-5)

**ITERATION:** 1 2 3 4 5 M (Circle)

**COMMANDER/LEADER ASSESSMENT:** T P U (Circle)

**CONDITIONS:** The company has resumed combat operations. Casualties have occurred and replacements are arriving. During operations, the unit may encounter separate or multiple air; Level I threat; nuclear, biological, and chemical (NBC); and terrorist attacks. Casualty processing and replacement actions continue during lulls in combat operations. The task may occur in a field environment or during military operations on urbanized terrain (MOUT). A tactical standing operating procedure (TACSOP) is available. Digital units have performed functionality checks, and systems are operational. Some iterations of this task should be performed in MOPP4.

**TASK STANDARDS:** The personnel situation report (SITREP), which accounts for all company personnel, is reported daily or as required. Digital units send and receive reports using frequency-modulated (FM) or digital means to update the common operational picture (COP) and situational awareness (SA). The time required to perform this task is increased when conducting it in mission-oriented protection posture (MOPP) 4.

TASK STEPS AND PERFORMANCE MEASURES	GO	NO-GO
<ol style="list-style-type: none"> <li>1. The headquarters (HQ) element collects strength information reports from subordinate sections.                             <ol style="list-style-type: none"> <li>a. Logged the SITREP and other personnel information.</li> <li>b. Verified strength data.</li> <li>c. Corrected erroneous and incomplete data.</li> </ol> </li> <li>2. The HQ element processes information.                             <ol style="list-style-type: none"> <li>a. Consolidated the personnel information of subordinate elements.</li> <li>b. Determined critical shortages and cross-leveling requirements.</li> <li>c. Updated the battle roster.</li> <li>d. Prepared hasty personnel status report (PSR) strength reports.</li> </ol> </li> <li>3. The HQ element processes replacements.                             <ol style="list-style-type: none"> <li>a. Briefed replacements on the mission, the tactical situation, company policies and procedures, specific duties, and site or company orientation.</li> <li>b. Added soldiers' names to the battle roster.</li> <li>c. Inspected critical clothing and equipment for shortages.</li> <li>d. Coordinated the issue of needed items.</li> <li>e. Arranged the movement of replacements to the platoon of assignment.</li> </ol> </li> <li>* 4. The first sergeant (1SG) disseminates strength information.                             <ol style="list-style-type: none"> <li>a. Briefed the commander on the unit's strength and replacement status.</li> <li>b. Forwarded the personnel SITREP or hasty strength reports, casualty feeder reports, and witness statements to the supporting Adjutant (US Army) (S1) section.</li> <li>c. Informed subordinate sections of projected replacements.</li> </ol> </li> <li>* 5. The company commander performs strength management functions.                             <ol style="list-style-type: none"> <li>a. Directed cross leveling.</li> <li>b. Verified combat critical personnel requirements.</li> </ol> </li> </ol>		



TASK STEPS AND PERFORMANCE MEASURES	GO	NO-GO
c. Reviewed strength management reports. d. Spot-checked strength information processing. e. Briefed superiors on the unit's strength and replacement status.		

TASK PERFORMANCE / EVALUATION SUMMARY BLOCK							
ITERATION	1	2	3	4	5	M	TOTAL
TOTAL TASK STEPS EVALUATED							
TOTAL TASK STEPS "GO"							
TRAINING STATUS "GO"/"NO-GO"							

"\*" indicates a leader task step.

**SUPPORTING INDIVIDUAL TASKS: NONE**

**SUPPORTING COLLECTIVE TASKS: NONE**

**OPFOR TASKS AND STANDARDS**

**TASK:** Surrender to the Capturing Unit on the Battlefield (5-OPFOR-0024)

**CONDITION:** The enemy has captured the opposing forces (OPFOR) element's soldiers, documents, and equipment sensitive to the OPFOR tactical operations.

**STANDARD:** The OPFOR soldiers retain or destroy documents and equipment. The OPFOR element surrenders documents and equipment of no tactical use to the enemy and attempts to conceal or destroy items of tactical value. The OPFOR element attempts escape and evasion. 1. Prevents the successful capture of documents and equipment. 2. Destroys documents and equipment. 3. Removes identifying markings from equipment. 4. Removes unit-identifying insignia. 5. Provides misleading information. 6. Plans an escape. 7. Delays movement to the nearest collection point. 8. Prevents safeguarding of enemy prisoners of war (EPWs) in order to cause embarrassment to the United States (US).

**TASK:** Disrupt a Route Reconnaissance (5-OPFOR-0021)

**CONDITION:** The enemy is conducting a route reconnaissance. The opposing forces (OPFOR) element is positioned along the enemy's route.

**STANDARD:** The OPFOR element attempts to disrupt a squad/section conducting a route reconnaissance. 1. Prevents the unit from meeting its specified time schedule. 2. Forces the unit to deviate from its specified route. 3. Prevents the unit from reaching its assigned destination. 4. Surprises the squad/section. 5. Inflicts casualties on the unit.

**TASK:** Conduct a Raid (5-OPFOR-0004)

**CONDITION:** The opposing forces (OPFOR) element has occupied an objective rally point and has orders to conduct a raid on a combat service support (CSS) base.

**STANDARD:** The OPFOR element infiltrates the enemy's base and destroys all of the targets. 1. Surprises the enemy forces. 2. Assaults the support base and accomplishes the assigned tasks. 3. Destroys the specified equipment and supplies. 4. Avoids being decisively engaged. 5. Withdraws all personnel from the objective areas within the time prescribed. 6. Obtains all priority intelligence requirements (PIR) from the raid site. 7. Sustains only light casualties from enemy fire.

**TASK:** Conduct an Aerial Reconnaissance (5-OPFOR-0010)

**CONDITION:** The opposing forces (OPFOR) headquarters (HQ) element requires intelligence on the locations and identification of enemy elements. An aircraft is dispatched to take photographs and make a visual inspection of the enemy rear area.

**STANDARD:** The OPFOR element gathers photograph intelligence of the enemy. 1. Photographs the assigned sectors. 2. Makes quick visual checks where the ceiling is low. 3. Locates enemy positions in the area, particularly support and storage bases, and command and control (C2) facilities. 4. Sustains no loss of aircraft. 5. Reports priority intelligence requirements (PIR) and other information requirements to the OPFOR HQ.

**TASK:** Defeat Obstacles (5-OPFOR-0009)

**CONDITION:** The opposing forces (OPFOR) element encounters an obstacle that blocks the avenue of approach as it advances upon the enemy forces.

**STANDARD:** The OPFOR element bypasses or breaches the enemy obstacle. 1. Detects the obstacle before halting its main body. 2. Defeats the obstacle. a. Bypasses the obstacle without entering the engagement areas. b. Breaches the obstacle within 45 minutes and passes its entire force through the obstacle. 3. Does not incur degradation to the point that the mission must be discontinued.

**TASK:** Conduct an Attack (5-OPFOR-0008)

**CONDITION:** The enemy is conducting tactical operations. The opposing forces (OPFOR) element receives orders to attack the enemy, the area of occupation, or the main supply route (MSR) with smoke.

**STANDARD:** The OPFOR element disrupts the enemy's movement and smoke operations. 1. Determines the delivery method of the smoke attack. 2. Locates the target. 3. Delivers the smoke attack downwind. 4. Attacks the enemy with smoke, and surge attacks when the enemy responds to the smoke.

**TASK:** Disrupt Construction of Vehicle Fighting Positions (5-OPFOR-0020)

**CONDITION:** The opposing forces (OPFOR) element has located the enemy. The priority intelligence requirements (PIR) and other intelligence obtained by OPFOR patrols indicate the enemy is constructing vehicle fighting positions within its defensive area. The OPFOR element has automatic and antiarmor weapons and light mortars.

**STANDARD:** The OPFOR element attempts to disrupt the enemy's efforts to establish vehicle fighting positions. 1. Locates the defensive area. 2. Surprises the main body. 3. Penetrates the defensive area with squad-size probes. 4. Inflicts casualties on the unit. 5. Destroys vehicles. 6. Disrupts the unit's preparations (prevents or delays beyond the unit's allotted time).

**TASK:** Disrupt an Engineer Reconnaissance (5-OPFOR-0022)

**CONDITION:** The enemy is conducting an engineer reconnaissance. The opposing forces (OPFOR) element is positioned along the enemy's route.

**STANDARD:** The OPFOR element disrupts an engineer reconnaissance. 1. Prevents the unit from meeting its specified time schedule. 2. Forces the unit to deviate from its specified route. 3. Prevents the unit from accomplishing its assigned engineer reconnaissance. 4. Surprises the unit conducting the reconnaissance.

**TASK:** Defend a Minefield (5-OPFOR-0023)

**CONDITION:** The enemy is conducting a minefield sweeping operation. The opposing forces (OPFOR) element has a minefield placed in the enemy's path. The minefield is under constant observation and fire.

**STANDARD:** The OPFOR element defends a minefield against an enemy element conducting a minefield sweeping operation. 1. Prevents the unit from detecting the obstacle. 2. Disrupts the minefield sweeping operation. 3. Prevents the unit from conducting the minefield sweeping operation, prevents the unit from moving all personnel through the breach, or delays the completion of the minefield sweeping operation for more than 45 minutes.

**TASK:** Conduct Terrorist and Saboteur Attacks (5-OPFOR-0005)

**CONDITION:** The opposing forces (OPFOR) element dispatches small teams into the enemy's rear area to disrupt combat service support (CSS) operations.

**STANDARD:** The enemy sustains disrupted command and control (C2), destroyed equipment and supplies, and light casualties. 1. Locates rear support bases and C2 facilities. 2. Delays and disrupts CSS operations through probes. 3. Infiltrates CSS bases to conduct sabotage and terrorist activities. 4. Inflicts light casualties. 5. Destroys supplies and equipment.

**TASK:** Conduct Sniper Operations (5-OPFOR-0006)

**CONDITION:** The opposing forces (OPFOR) element has assigned snipers (regular or irregular elements) in the enemy's rear area along the main supply route (MSR) and near support sites.

**STANDARD:** The OPFOR element kills or wounds targets. 1. Sets up a well-concealed location. 2. Engages vehicle drivers or personnel on foot with short bursts of semiautomatic fire. 3. Kills or wounds selected targets. 4. Prevents the position from being discovered by enemy forces. 5. Evacuates the area without being spotted. 6. Reports all specified priority intelligence requirements (PIR) and other intelligence requirements to the OPFOR headquarters (HQ).

**TASK:** Maintain Contact (5-OPFOR-0003)

**CONDITION:** The opposing forces (OPFOR) element is engaged with enemy base defense forces. The enemy forces are withdrawing under pressure.

**STANDARD:** The OPFOR element maintains enemy contact while the enemy withdraws. 1. Engages the enemy forces decisively. 2. Advances the OPFOR as the enemy forces withdraw. 3. Inflicts heavy casualties. 4. Captures the members of the enemy force. 5. Captures documents and equipment. 6. Safeguards captured documents, equipment, and personnel.

**TASK:** Conduct an Ambush (5-OPFOR-0007)

**CONDITION:** The enemy is moving in a convoy. The opposing forces (OPFOR) element is positioned along the enemy's route.

**STANDARD:** The OPFOR element inflicts casualties on the enemy and causes vehicle and equipment damage. 1. Prepares an ambush site before the element arrives. 2. Surprises march element forces. 3. Inflicts heavy casualties within the designated kill zone. 4. Inflicts heavy damage to vehicles and equipment within the designated kill zone. 5. Delays the march element from reaching a specified destination for a specified period of time. 6. Withdraws on order. 7. Sustains no casualties. 8. Reports actions to superiors.

**TASK:** Disrupt a Net Control Station (NCS) (5-OPFOR-0019)

**CONDITION:** The enemy has established a NCS. The opposing forces (OPFOR) element has radio and jamming equipment.

**STANDARD:** The OPFOR element attempts to disrupt an NCS. 1. Attempts to locate the radio frequency that the unit is operating on. 2. Attempts to enter the radio net. 3. Attempts to issue "bogus" orders to a unit on the net. 4. Jams the radio frequency and forces the unit to go to an alternate frequency.

**TASK:** Disrupt Defensive Preparations (5-OPFOR-0018)

**CONDITION:** The opposing forces (OPFOR) element has located the enemy. Priority intelligence requirements (PIR) and other intelligence requirements obtained by OPFOR patrols indicate that the enemy elements are establishing defensive positions. The OPFOR element has automatic and antiarmor weapons and light mortars.

**STANDARD:** The OPFOR element disrupts and delays the enemy's defensive preparations. 1. Locates and penetrates the enemy's security system. 2. Forces the enemy to delay defensive preparations. 3. Disrupts the enemy's obstacle preparations.

**TASK:** Disrupt Enemy Movement and Operations Using Tactical Nuclear Weapons (5-OPFOR-0016)

**CONDITION:** The opposing forces (OPFOR) element has located the enemy. Priority intelligence requirements (PIR) and other intelligence requirements have been obtained by OPFOR patrols. Tactical nuclear weapons are employed against key locations in the rear area.

**STANDARD:** The OPFOR element disrupts enemy movement and operations. 1. Disrupts or delays the movement of the enemy's equipment and supplies to the forward areas. 2. Destroys enemy equipment and supplies. 3. Inflicts a high rate of nuclear casualties among the enemy forces. 4. Denies the enemy the use of specified areas. 5. Contaminates the enemy's equipment and supplies.

**TASK:** Disrupt Quartering Party Operations (5-OPFOR-0017)

**CONDITION:** The enemy is conducting quartering party operations. It has established an assembly area (AA) but has not moved in the main body.

**STANDARD:** The opposing forces (OPFOR) element attempts to disrupt quartering party operations and infiltrate the enemy's AA. 1. Locates the quartering party and the AA. 2. Surprises the main body. 3. Penetrates the AA with squad-size probes. 4. Inflicts personnel casualties and vehicle damage. 5. Disrupts the unit's preparations (prevents or delays beyond the unit's allotted time).

**TASK:** Disrupt Enemy Movement and Operations Using Persistent and Nonpersistent Chemical Weapons (5-OPFOR-0015)

**CONDITION:** The opposing forces (OPFOR) element has located the enemy. Priority intelligence requirements (PIR) and other intelligence requirements have been obtained by OPFOR patrols. The OPFOR units deliver chemical agents, by means of conventional artillery weapons or aircraft, along selected supply routes and key bases in the rear area.

**STANDARD:** The OPFOR element disrupts enemy movement and operations using persistent and nonpersistent chemical weapons. 1. Delivers chemical agents in low and densely wooded areas. 2. Delays the movement of enemy supplies and equipment to the forward areas. 3. Restricts the movement of the enemy units in the rear area. 4. Channels the movement of enemy units into predesignated ambush areas. 5. Contaminates enemy supplies and equipment. 6. Inflicts a high rate of casualties on enemy forces.

**TASK:** Disrupt Movement (5-OPFOR-0014)

**CONDITION:** The enemy is expected to move through the opposing forces (OPFOR) element's area of operations. The OPFOR element has received an operation order (OPORD) or fragmentary order (FRAGO) to disrupt enemy movement. The enemy has the capability to defend with direct fire and antiarmor weapons.

**STANDARD:** The OPFOR element delays enemy movement. 1. Delays the element. 2. Forces the element to deviate from its route. 3. Prevents the element from reaching its destination. 4. Surprises the element's main body.

**TASK:** Counter Passage of Lines (5-OPFOR-0012)

**CONDITION:** Enemy forces are in defensive positions, but they are expected to attempt passage-of-lines operations. The opposing forces (OPFOR) received orders to disrupt enemy passage-of-lines operations.

**STANDARD:** The OPFOR element delays or prevents enemy passage of lines. 1. Delays the passage. 2. Prevents the company from moving all personnel through the stationary unit. 3. Engages the main body of either the moving or the stationary unit.

**TASK:** Disrupt Assembly Area (AA) Activities (5-OPFOR-0013)

**CONDITION:** Intelligence reports indicate that platoon- and company-size enemy units are operating in the opposing forces (OPFOR) area of operations. Enemy units can defend from AAs with direct fire, antiarmor weapons, and indirect fire. The enemy has close air support (CAS) and nuclear, biological, and chemical (NBC) capabilities.

**STANDARD:** The OPFOR element locates and disrupts the enemy's AA activities. 1. Locates the element's AA. 2. Probes the AA with squad- or team-size elements. 3. Inflicts more than 5 percent casualties on the element. 4. Disrupts the element's preparations (prevents or delays beyond the element's allotted time).

**TASK:** Attack (5-OPFOR-0001)

**CONDITION:** The opposing forces (OPFOR) element has located the enemy. The priority intelligence requirements (PIR) and other intelligence requirements have been obtained by OPFOR patrols. The OPFOR element has automatic and antiarmor weapons and light mortars.

**STANDARD:** The OPFOR element attempts to seize the terrain, vehicles, or equipment. 1. Develops an attack plan. 2. Surprises the enemy unit's main body. 3. Initiates the attack using a scheme of maneuver that exploits the enemy's flanks, gaps, and weaknesses. 4. Uses covered and concealed routes to approach the enemy forces' flanks, gaps, or weakly held areas. 5. Employs indirect fire to support the attack. 6. Penetrates enemy defenses. 7. Destroys equipment and supplies. 8. Inflicts heavy casualties. 9. Isolates the combat service support (CSS) base by blocking reinforcements. 10. Forces enemy units to displace. 11. Avoids being fixed in one position. 12. Withdraws before the CSS base is reinforced with tactical combat forces.

**TASK:** Conduct Air Attacks (5-OPFOR-0002)

**CONDITION:** The opposing forces (OPFOR) element in the rear area has forwarded the positions of the enemy support sites or the locations of moving elements. The OPFOR aircraft have been dispatched to attack enemy installations or convoys.

**STANDARD:** The OPFOR element attempts to delay, disrupt, or damage the enemy targets by air. 1. Locates the target (support sites or convoys). 2. Makes attack runs on the designated targets. 3. Inflicts heavy damage to the selected target. 4. Sustains no loss of aircraft. 5. Delays moving the force for more than one hour.

**ELEMENTS:** Company  
Company Headquarters

**TASK:** Maintain Troop Morale and Combat Capability (12-2-0338.05-T01A)  
(FM 22-51) (AR 27-1) (AR 600-15)  
(AR 608-99) (FM 21-20) (FM 6-22.5)

**ITERATION:** 1 2 3 4 5 M (Circle)

**COMMANDER/LEADER ASSESSMENT:** T P U (Circle)

**CONDITIONS:** The company is preparing to resume combat operations. During preparations, the unit may encounter separate or multiple air; Level 1 threat; nuclear, biological, and chemical (NBC); and terrorist attacks. Preparations occur during lulls in combat operations. Digital units have performed functionality checks, and systems are operational. The task may occur in a field environment or during military operations on urbanized terrain (MOUT). The tactical standing operating procedure (TACSOP) is available. Some iterations of this task should be performed in MOPP4.

**TASK STANDARDS:** The company follows and applies techniques to counter performance degradation and to enhance combat effectiveness. Digital units send and receive reports using frequency-modulated (FM) or digital means to maintain and inform subordinate units of the common operational picture (COP) and maintain situational awareness (SA). The time required to perform this task is increased when conducting it in mission-oriented protection posture (MOPP) 4.

TASK STEPS AND PERFORMANCE MEASURES	GO	NO-GO
<ul style="list-style-type: none"> <li>* 1. The company commander executes actions to keep soldiers informed.                             <ul style="list-style-type: none"> <li>a. Issued warning orders, operation orders (OPORDs), and fragmentary orders (FRAGOs) to the lowest possible level.</li> <li>b. Provided soldiers with an accurate assessment of the friendly and enemy situations.</li> <li>c. Told the soldiers of the leaders' intentions.</li> <li>d. Spoke positively concerning the unit's mission, purpose, and abilities.</li> <li>e. Encouraged a positive attitude throughout the unit.</li> <li>f. Quelled and prevented rumors.</li> <li>g. Disseminated command information to include the availability of religious support.</li> </ul> </li> <li>* 2. The company commander or first sergeant (1SG) implements the unit's sleep plan.                             <ul style="list-style-type: none"> <li>a. Developed the unit's sleep plan.</li> <li>b. Provided safe, secure areas away from vehicles and other activities for sleep.</li> <li>c. Provided an opportunity for the maximum number of soldiers to sleep or rest where possible.</li> <li>d. Specified and provided time for leaders to sleep or rest.</li> <li>e. Adjusted the plan to the tactical situation.</li> </ul> </li> <li>* 3. All leaders implement task rotation restructuring procedures.                             <ul style="list-style-type: none"> <li>a. Cross trained soldiers on critical tasks.</li> <li>b. Developed plans for the rotation of soldiers between demanding and nondemanding tasks.</li> <li>c. Assigned two soldiers to function independently on tasks requiring a high degree of accuracy, such as mathematical computations (duplicate efforts).</li> </ul> </li> <li>* 4. All leaders implement stress-coping and stress management techniques.</li> </ul>		

TASK STEPS AND PERFORMANCE MEASURES	GO	NO-GO
<ul style="list-style-type: none"> <li>a. Taught soldiers relaxation techniques before deployment.</li> <li>b. Ensured that the unit implemented a buddy system to observe signs of stress or battle fatigue among soldiers and leaders.</li> <li>c. Ensured that soldiers used relaxation techniques when needed.</li> <li>d. Facilitated the acceptance of newly arrived soldiers into the unit.</li> <li>e. Reintegrated returned-to-duty, stressed, or battle-fatigued soldiers into the unit.</li> </ul> <ul style="list-style-type: none"> <li>* 5. The company commander or 1SG implements stress treatment techniques.                             <ul style="list-style-type: none"> <li>a. Developed a plan to deal with mild and more serious stress or battle-fatigue cases.</li> <li>b. Assigned soldiers who showed signs of stress or battle fatigue to the performance of simpler tasks.</li> <li>c. Ensured that soldiers were supportive in speech and behavior toward soldiers suffering from stress or battle fatigue.</li> <li>d. Moved stressed or battle-fatigued soldiers (who did not show improvement after resting) to unit trains, supporting units, or medical facilities.</li> <li>e. Referred for medical evaluation or care, those soldiers who had serious signs of stress or battle fatigue or were not recuperating.</li> </ul> </li> <li>* 6. The company command group provides morale, welfare, and recreation (MWR) support.                             <ul style="list-style-type: none"> <li>a. Implemented sports programs as the situation allowed.</li> <li>b. Provided hot rations.</li> <li>c. Coordinated postal support.</li> <li>d. Coordinated combat payments.</li> <li>e. Coordinated clothing exchange and bath support.</li> <li>f. Coordinated the issue and sale of soldier comfort, morale, and welfare items.</li> <li>g. Coordinated legal support.</li> <li>h. Advised higher headquarters on the unit's MWR status.</li> </ul> </li> <li>* 7. All leaders maintain soldiers' fitness.                             <ul style="list-style-type: none"> <li>a. Monitored soldiers' fitness.</li> <li>b. Conducted physical training (as the time and combat situation allowed).</li> <li>c. Implemented personal hygiene and field sanitation procedures.</li> <li>d. Corrected problem areas.</li> <li>e. Briefed the commander on the soldiers' fitness status.</li> </ul> </li> <li>* 8. The company commander administers the Uniform Code of Military Justice (UCMJ).                             <ul style="list-style-type: none"> <li>a. Evaluated evidence and determined the appropriate disposition of reported violations of the UCMJ.</li> <li>b. Administered nonjudicial punishment.</li> <li>c. Forwarded charges for trial by court-martial.</li> </ul> </li> <li>* 9. The company commander disposes of disciplinary infractions and misconduct by other-than-judicial or nonjudicial proceedings.                             <ul style="list-style-type: none"> <li>a. Counseled soldiers for indebtedness.</li> <li>b. Counseled soldiers for nonsupport of dependents.</li> <li>c. Initiated letters of reprimand or admonition.</li> <li>d. Initiated administrative separations.</li> </ul> </li> </ul>		



TASK PERFORMANCE / EVALUATION SUMMARY BLOCK							
ITERATION	1	2	3	4	5	M	TOTAL
TOTAL TASK STEPS EVALUATED							
TOTAL TASK STEPS "GO"							
TRAINING STATUS "GO"/"NO-GO"							

"\*" indicates a leader task step.

**SUPPORTING INDIVIDUAL TASKS: NONE**

**SUPPORTING COLLECTIVE TASKS: NONE**

#### OPFOR TASKS AND STANDARDS

**TASK:** Surrender to the Capturing Unit on the Battlefield (5-OPFOR-0024)

**CONDITION:** The enemy has captured the opposing forces (OPFOR) element's soldiers, documents, and equipment sensitive to the OPFOR tactical operations.

**STANDARD:** The OPFOR soldiers retain or destroy documents and equipment. The OPFOR element surrenders documents and equipment of no tactical use to the enemy and attempts to conceal or destroy items of tactical value. The OPFOR element attempts escape and evasion. 1. Prevents the successful capture of documents and equipment. 2. Destroys documents and equipment. 3. Removes identifying markings from equipment. 4. Removes unit-identifying insignia. 5. Provides misleading information. 6. Plans an escape. 7. Delays movement to the nearest collection point. 8. Prevents safeguarding of enemy prisoners of war (EPWs) in order to cause embarrassment to the United States (US).

**TASK:** Disrupt a Route Reconnaissance (5-OPFOR-0021)

**CONDITION:** The enemy is conducting a route reconnaissance. The opposing forces (OPFOR) element is positioned along the enemy's route.

**STANDARD:** The OPFOR element attempts to disrupt a squad/section conducting a route reconnaissance. 1. Prevents the unit from meeting its specified time schedule. 2. Forces the unit to deviate from its specified route. 3. Prevents the unit from reaching its assigned destination. 4. Surprises the squad/section. 5. Inflicts casualties on the unit.

**TASK:** Conduct a Raid (5-OPFOR-0004)

**CONDITION:** The opposing forces (OPFOR) element has occupied an objective rally point and has orders to conduct a raid on a combat service support (CSS) base.

**STANDARD:** The OPFOR element infiltrates the enemy's base and destroys all of the targets. 1. Surprises the enemy forces. 2. Assaults the support base and accomplishes the assigned tasks. 3. Destroys the specified equipment and supplies. 4. Avoids being decisively engaged. 5. Withdraws all personnel from the objective areas within the time prescribed. 6. Obtains all priority intelligence requirements (PIR) from the raid site. 7. Sustains only light casualties from enemy fire.

**TASK:** Conduct an Aerial Reconnaissance (5-OPFOR-0010)

**CONDITION:** The opposing forces (OPFOR) headquarters (HQ) element requires intelligence on the locations and identification of enemy elements. An aircraft is dispatched to take photographs and make a visual inspection of the enemy rear area.

**STANDARD:** The OPFOR element gathers photograph intelligence of the enemy. 1. Photographs the assigned sectors. 2. Makes quick visual checks where the ceiling is low. 3. Locates enemy positions in the area, particularly support and storage bases, and command and control (C2) facilities. 4. Sustains no loss of aircraft. 5. Reports priority intelligence requirements (PIR) and other information requirements to the OPFOR HQ.

**TASK:** Defeat Obstacles (5-OPFOR-0009)

**CONDITION:** The opposing forces (OPFOR) element encounters an obstacle that blocks the avenue of approach as it advances upon the enemy forces.

**STANDARD:** The OPFOR element bypasses or breaches the enemy obstacle. 1. Detects the obstacle before halting its main body. 2. Defeats the obstacle. a. Bypasses the obstacle without entering the engagement areas. b. Breaches the obstacle within 45 minutes and passes its entire force through the obstacle. 3. Does not incur degradation to the point that the mission must be discontinued.

**TASK:** Conduct an Attack (5-OPFOR-0008)

**CONDITION:** The enemy is conducting tactical operations. The opposing forces (OPFOR) element receives orders to attack the enemy, the area of occupation, or the main supply route (MSR) with smoke.

**STANDARD:** The OPFOR element disrupts the enemy's movement and smoke operations. 1. Determines the delivery method of the smoke attack. 2. Locates the target. 3. Delivers the smoke attack downwind. 4. Attacks the enemy with smoke, and surge attacks when the enemy responds to the smoke.

**TASK:** Disrupt Construction of Vehicle Fighting Positions (5-OPFOR-0020)

**CONDITION:** The opposing forces (OPFOR) element has located the enemy. The priority intelligence requirements (PIR) and other intelligence obtained by OPFOR patrols indicate the enemy is constructing vehicle fighting positions within its defensive area. The OPFOR element has automatic and antiarmor weapons and light mortars.

**STANDARD:** The OPFOR element attempts to disrupt the enemy's efforts to establish vehicle fighting positions. 1. Locates the defensive area. 2. Surprises the main body. 3. Penetrates the defensive area with squad-size probes. 4. Inflicts casualties on the unit. 5. Destroys vehicles. 6. Disrupts the unit's preparations (prevents or delays beyond the unit's allotted time).

**TASK:** Disrupt an Engineer Reconnaissance (5-OPFOR-0022)

**CONDITION:** The enemy is conducting an engineer reconnaissance. The opposing forces (OPFOR) element is positioned along the enemy's route.

**STANDARD:** The OPFOR element disrupts an engineer reconnaissance. 1. Prevents the unit from meeting its specified time schedule. 2. Forces the unit to deviate from its specified route. 3. Prevents the unit from accomplishing its assigned engineer reconnaissance. 4. Surprises the unit conducting the reconnaissance.

**TASK:** Defend a Minefield (5-OPFOR-0023)

**CONDITION:** The enemy is conducting a minefield sweeping operation. The opposing forces (OPFOR) element has a minefield placed in the enemy's path. The minefield is under constant observation and fire.

**STANDARD:** The OPFOR element defends a minefield against an enemy element conducting a minefield sweeping operation. 1. Prevents the unit from detecting the obstacle. 2. Disrupts the minefield sweeping operation. 3. Prevents the unit from conducting the minefield sweeping operation, prevents the unit from moving all personnel through the breach, or delays the completion of the minefield sweeping operation for more than 45 minutes.

**TASK:** Conduct Terrorist and Saboteur Attacks (5-OPFOR-0005)

**CONDITION:** The opposing forces (OPFOR) element dispatches small teams into the enemy's rear area to disrupt combat service support (CSS) operations.

**STANDARD:** The enemy sustains disrupted command and control (C2), destroyed equipment and supplies, and light casualties. 1. Locates rear support bases and C2 facilities. 2. Delays and disrupts CSS operations through probes. 3. Infiltrates CSS bases to conduct sabotage and terrorist activities. 4. Inflicts light casualties. 5. Destroys supplies and equipment.

**TASK:** Conduct Sniper Operations (5-OPFOR-0006)

**CONDITION:** The opposing forces (OPFOR) element has assigned snipers (regular or irregular elements) in the enemy's rear area along the main supply route (MSR) and near support sites.

**STANDARD:** The OPFOR element kills or wounds targets. 1. Sets up a well-concealed location. 2. Engages vehicle drivers or personnel on foot with short bursts of semiautomatic fire. 3. Kills or wounds selected targets. 4. Prevents the position from being discovered by enemy forces. 5. Evacuates the area without being spotted. 6. Reports all specified priority intelligence requirements (PIR) and other intelligence requirements to the OPFOR headquarters (HQ).

**TASK:** Maintain Contact (5-OPFOR-0003)

**CONDITION:** The opposing forces (OPFOR) element is engaged with enemy base defense forces. The enemy forces are withdrawing under pressure.

**STANDARD:** The OPFOR element maintains enemy contact while the enemy withdraws. 1. Engages the enemy forces decisively. 2. Advances the OPFOR as the enemy forces withdraw. 3. Inflicts heavy casualties. 4. Captures the members of the enemy force. 5. Captures documents and equipment. 6. Safeguards captured documents, equipment, and personnel.

**TASK:** Conduct an Ambush (5-OPFOR-0007)

**CONDITION:** The enemy is moving in a convoy. The opposing forces (OPFOR) element is positioned along the enemy's route.

**STANDARD:** The OPFOR element inflicts casualties on the enemy and causes vehicle and equipment damage. 1. Prepares an ambush site before the element arrives. 2. Surprises march element forces. 3. Inflicts heavy casualties within the designated kill zone. 4. Inflicts heavy damage to vehicles and equipment within the designated kill zone. 5. Delays the march element from reaching a specified destination for a specified period of time. 6. Withdraws on order. 7. Sustains no casualties. 8. Reports actions to superiors.

**TASK:** Disrupt a Net Control Station (NCS) (5-OPFOR-0019)

**CONDITION:** The enemy has established a NCS. The opposing forces (OPFOR) element has radio and jamming equipment.

**STANDARD:** The OPFOR element attempts to disrupt an NCS. 1. Attempts to locate the radio frequency that the unit is operating on. 2. Attempts to enter the radio net. 3. Attempts to issue "bogus" orders to a unit on the net. 4. Jams the radio frequency and forces the unit to go to an alternate frequency.

**TASK:** Disrupt Defensive Preparations (5-OPFOR-0018)

**CONDITION:** The opposing forces (OPFOR) element has located the enemy. Priority intelligence requirements (PIR) and other intelligence requirements obtained by OPFOR patrols indicate that the enemy elements are establishing defensive positions. The OPFOR element has automatic and antiarmor weapons and light mortars.

**STANDARD:** The OPFOR element disrupts and delays the enemy's defensive preparations. 1. Locates and penetrates the enemy's security system. 2. Forces the enemy to delay defensive preparations. 3. Disrupts the enemy's obstacle preparations.

**TASK:** Disrupt Enemy Movement and Operations Using Tactical Nuclear Weapons (5-OPFOR-0016)

**CONDITION:** The opposing forces (OPFOR) element has located the enemy. Priority intelligence requirements (PIR) and other intelligence requirements have been obtained by OPFOR patrols. Tactical nuclear weapons are employed against key locations in the rear area.

**STANDARD:** The OPFOR element disrupts enemy movement and operations. 1. Disrupts or delays the movement of the enemy's equipment and supplies to the forward areas. 2. Destroys enemy equipment and supplies. 3. Inflicts a high rate of nuclear casualties among the enemy forces. 4. Denies the enemy the use of specified areas. 5. Contaminates the enemy's equipment and supplies.

**TASK:** Disrupt Quartering Party Operations (5-OPFOR-0017)

**CONDITION:** The enemy is conducting quartering party operations. It has established an assembly area (AA) but has not moved in the main body.

**STANDARD:** The opposing forces (OPFOR) element attempts to disrupt quartering party operations and infiltrate the enemy's AA. 1. Locates the quartering party and the AA. 2. Surprises the main body. 3. Penetrates the AA with squad-size probes. 4. Inflicts personnel casualties and vehicle damage. 5. Disrupts the unit's preparations (prevents or delays beyond the unit's allotted time).

**TASK:** Disrupt Enemy Movement and Operations Using Persistent and Nonpersistent Chemical Weapons (5-OPFOR-0015)

**CONDITION:** The opposing forces (OPFOR) element has located the enemy. Priority intelligence requirements (PIR) and other intelligence requirements have been obtained by OPFOR patrols. The OPFOR units deliver chemical agents, by means of conventional artillery weapons or aircraft, along selected supply routes and key bases in the rear area.

**STANDARD:** The OPFOR element disrupts enemy movement and operations using persistent and nonpersistent chemical weapons. 1. Delivers chemical agents in low and densely wooded areas. 2. Delays the movement of enemy supplies and equipment to the forward areas. 3. Restricts the movement of the enemy units in the rear area. 4. Channels the movement of enemy units into predesignated ambush areas. 5. Contaminates enemy supplies and equipment. 6. Inflicts a high rate of casualties on enemy forces.

**TASK:** Disrupt Movement (5-OPFOR-0014)

**CONDITION:** The enemy is expected to move through the opposing forces (OPFOR) element's area of operations. The OPFOR element has received an operation order (OPORD) or fragmentary order (FRAGO) to disrupt enemy movement. The enemy has the capability to defend with direct fire and antiarmor weapons.

**STANDARD:** The OPFOR element delays enemy movement. 1. Delays the element. 2. Forces the element to deviate from its route. 3. Prevents the element from reaching its destination. 4. Surprises the element's main body.

**TASK:** Counter Passage of Lines (5-OPFOR-0012)

**CONDITION:** Enemy forces are in defensive positions, but they are expected to attempt passage-of-lines operations. The opposing forces (OPFOR) received orders to disrupt enemy passage-of-lines operations.

**STANDARD:** The OPFOR element delays or prevents enemy passage of lines. 1. Delays the passage. 2. Prevents the company from moving all personnel through the stationary unit. 3. Engages the main body of either the moving or the stationary unit.

**TASK:** Disrupt Assembly Area (AA) Activities (5-OPFOR-0013)

**CONDITION:** Intelligence reports indicate that platoon- and company-size enemy units are operating in the opposing forces (OPFOR) area of operations. Enemy units can defend from AAs with direct fire, antiarmor weapons, and indirect fire. The enemy has close air support (CAS) and nuclear, biological, and chemical (NBC) capabilities.

**STANDARD:** The OPFOR element locates and disrupts the enemy's AA activities. 1. Locates the element's AA. 2. Probes the AA with squad- or team-size elements. 3. Inflicts more than 5 percent casualties on the element. 4. Disrupts the element's preparations (prevents or delays beyond the element's allotted time).

**TASK:** Attack (5-OPFOR-0001)

**CONDITION:** The opposing forces (OPFOR) element has located the enemy. The priority intelligence requirements (PIR) and other intelligence requirements have been obtained by OPFOR patrols. The OPFOR element has automatic and antiarmor weapons and light mortars.

**STANDARD:** The OPFOR element attempts to seize the terrain, vehicles, or equipment. 1. Develops an attack plan. 2. Surprises the enemy unit's main body. 3. Initiates the attack using a scheme of maneuver that exploits the enemy's flanks, gaps, and weaknesses. 4. Uses covered and concealed routes to approach the enemy forces' flanks, gaps, or weakly held areas. 5. Employs indirect fire to support the attack. 6. Penetrates enemy defenses. 7. Destroys equipment and supplies. 8. Inflicts heavy casualties. 9. Isolates the combat service support (CSS) base by blocking reinforcements. 10. Forces enemy units to displace. 11. Avoids being fixed in one position. 12. Withdraws before the CSS base is reinforced with tactical combat forces.

**TASK:** Conduct Air Attacks (5-OPFOR-0002)

**CONDITION:** The opposing forces (OPFOR) element in the rear area has forwarded the positions of the enemy support sites or the locations of moving elements. The OPFOR aircraft have been dispatched to attack enemy installations or convoys.

**STANDARD:** The OPFOR element attempts to delay, disrupt, or damage the enemy targets by air. 1. Locates the target (support sites or convoys). 2. Makes attack runs on the designated targets. 3. Inflicts heavy damage to the selected target. 4. Sustains no loss of aircraft. 5. Delays moving the force for more than one hour.



## CHAPTER 6

### External Evaluation

6-1. General. An external evaluation assesses the unit's ability to perform its mission. Using units may modify this evaluation based on the METT-TC and other considerations as deemed appropriate by the commander. Selected T&EOs from Chapter 5 that involve the total unit and employ a realistic OPFOR and the use of the MILES are used for the evaluation. At the completion of the evaluation, the commander can identify the strengths and weaknesses of his unit. These strengths and weakness are the basis for future training and resource allocations.

6-2. Preparing the Evaluation. The commander must standardize evaluation procedures to accurately measure the unit's capabilities. Table 6-1 is a sample evaluation scenario that contains the mission as well as the appropriate tasks necessary to develop the scenario and execute the evaluation. Figure 6-1 is a graphic representation of the scenario. Selective tailoring is required because it is not possible to evaluate every task. The following procedures are suggested for developing the evaluation:

**Table 6-1. Sample Evaluation Scenario**

Event	Action	Estimated Time Allotted	Proposed Time Frame
1	Conduct Preevaluation Operations	Before start time	
2	Conduct Troop-Leading Procedures		
3	Issue a Road March Order	Day 1 - 0200 hours	2 hours
4	Conduct a Tactical Road March	0400 hours	5 hours
5	Occupy an Assembly Area	0900 hours	3 hours
<b>Module 1</b>			
6	Receive a warning order (WO)	1200 hours	2 hours
7	Support Combat Operations (Mobility)		
8	Conduct Unit Support Operations		
9	Perform Unit Maintenance Operations		
10	Conduct Administrative Operations		
11	Conduct Intelligence Operations		
<b>Module 2</b>			
12	Conduct Unit Support Operations	Day 2 - 1400 hours	
13	Receive a Warning Order		
14	Support Combat Operations (Counter mobility)		
15	Perform Unit Maintenance Operations		
16	Move to an AAR Site and Conduct an AAR		
17	End Exercise (ENDEX)		

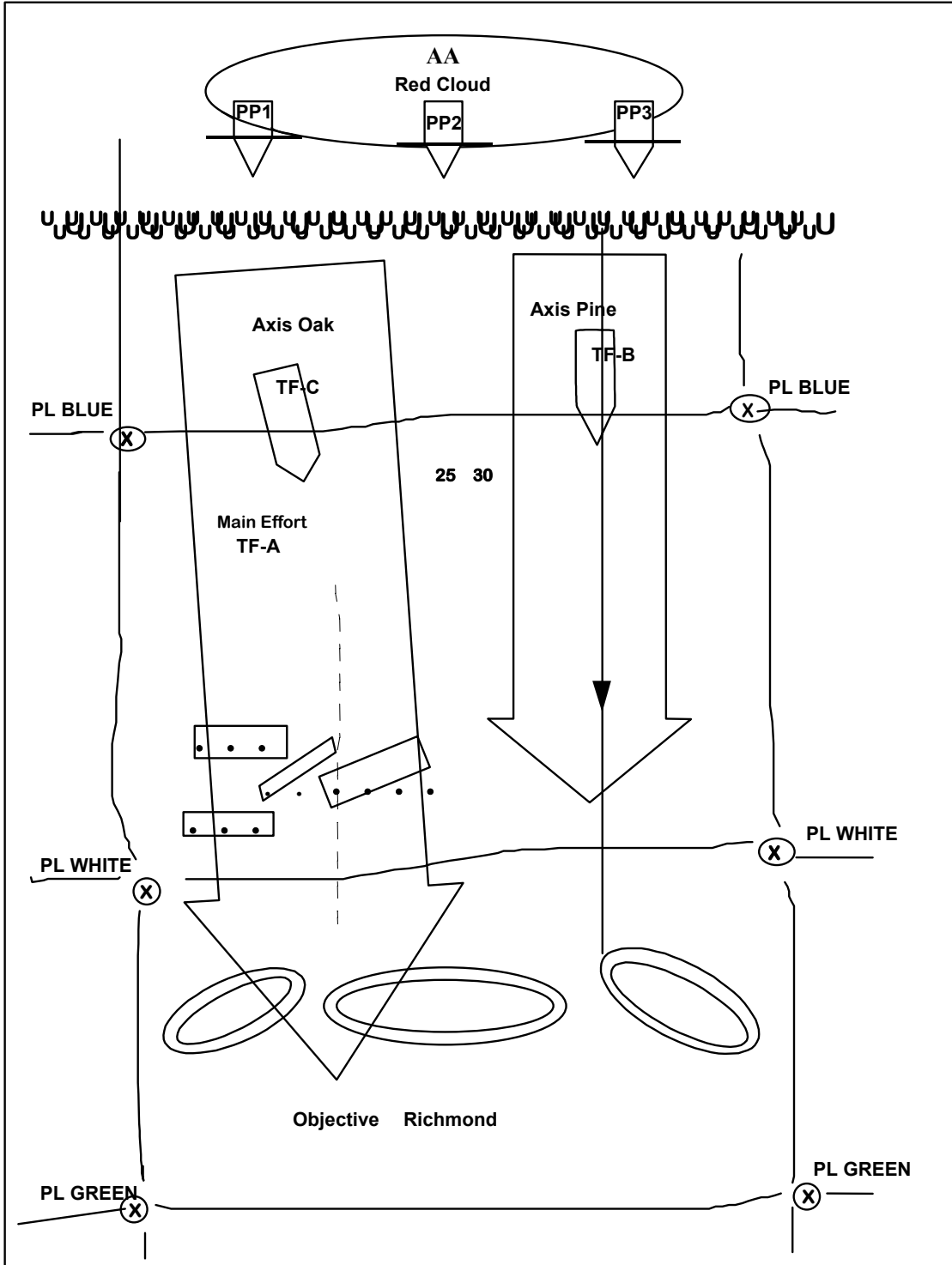


Figure 6-1. Sample Graphic Illustration Scenario



a. Identify the missions for evaluating each element, using Figure 2-2 in Chapter 2. Record the selected missions on the unit proficiency work sheet (UPW) (Figure 6-2).

Unit: _____		Date: _____				Unit Overall Rating and Remarks
Number	Unit Mission/Task	Section/Squad	Section/Squad	Section/Squad	Section/Squad	
		GO	GO	GO	GO	
		NO-GO	NO-GO	NO-GO	NO-GO	
		GO	GO	GO	GO	
		NO-GO	NO-GO	NO-GO	NO-GO	
		GO	GO	GO	GO	
		NO-GO	NO-GO	NO-GO	NO-GO	
		GO	GO	GO	GO	
		NO-GO	NO-GO	NO-GO	NO-GO	
		GO	GO	GO	GO	
		NO-GO	NO-GO	NO-GO	NO-GO	
		GO	GO	GO	GO	
		NO-GO	NO-GO	NO-GO	NO-GO	
		GO	GO	GO	GO	
		NO-GO	NO-GO	NO-GO	NO-GO	
		GO	GO	GO	GO	
		NO-GO	NO-GO	NO-GO	NO-GO	
		GO	GO	GO	GO	
		NO-GO	NO-GO	NO-GO	NO-GO	
		GO	GO	GO	GO	
		NO-GO	NO-GO	NO-GO	NO-GO	
		GO	GO	GO	GO	
		NO-GO	NO-GO	NO-GO	NO-GO	
		GO	GO	GO	GO	
		NO-GO	NO-GO	NO-GO	NO-GO	

**NOTE: If more space is required for remarks, use the back side of this form.**

Figure 6-2. Sample Unit Proficiency Work Sheet



c. Select the tasks for the evaluation of every mission. List the selected tasks on the task summary sheet, which is used for recording the results of the evaluation.

d. Compile the selected missions and tasks in the order that they logically occur in the detailed scenario (Table 6-1). Group the selected missions and tasks into parts for continuous operations. The parts can be interrupted at logical points to assess the MILES casualties and to conduct in-process AARs.

6-3. Resource Requirements and Planning Considerations. Adequate training ammunition, equipment, and supplies must be forecasted and requisitioned. Table 6-2 is a consolidated list of the support requirements for this evaluation. It is based on experience with the scenario in Table 6-1. The evaluating HQ must prepare its own consolidated support requirements.

**Table 6-2. Sample Consolidated Support Requirements**

<b>CONSOLIDATED SUPPORT REQUIREMENTS FOR FTX 5-1-E0001</b>			
<b>Ammunition</b>	<b>DODIC</b>	<b>Estimated Basic Load</b>	
05.56 mm	A080	150 rounds per rifle	
7.62 mm	A111	400 rounds per M60	
5.56 mm	A075	250 rounds per SAW	
Caliber .50	A598	250 rounds per M2	
ATWESS (AT-4)	L367	15 each per company (inert)	
Hand grenade, body, M69	G811	2 per man	
Hand grenade, fuse (practice)	G878	2 per man	
Simulators, projectile, ground burst	L598	50 per exercise	
Simulator, hand grenade, M116 series	L601	20 per squad (without live demolitions to simulate demolition) or 6 per squad	
<b>Demolitions (See note below.)</b>			
MICLIC		4 per company with 2 reloads	
Bangalore torpedo kit		1 per squad	
Charge, block TNT		50 per squad	
MDI M11, 12, 13, 14		15 each (total 60) per platoon	
MDI igniters		60 each platoon	
Time fuse		500 feet per platoon	
Satchel charge, M183		30 per platoon	
40-pound shape charge		12 per platoon	
Smoke grenades, white		60 per platoon	
Smoke pot, ground		10 per platoon	
<b>Other Items</b>			
Batteries, BA 200 (6-volt)		50 each	
Batteries, BA 3090 (9-volt)		400 each	
<b>Class IV</b>			
Concertina wire			
Mines			
<b>MILES Equipment</b>	<b>Company</b>	<b>Evaluators</b>	<b>OPFOR</b>
APC	13		13/4
Caliber .50 system	15		13/4
M240 system	2		
M19 blank firing adapter	15		13/4
M16 system	120		120/28
M60 machine-gun system	13		13/2
Controller guns		8	
Small-arms alignment fixture		2	
<b>NOTE: Ammunition and demolitions are basic loads and should be restocked (according to their use) during the exercise.</b>			

6-4. Selecting and Training Observers/Controllers. A successful evaluation depends heavily on selecting Os/Cs with the proper experience, training them to fulfill their responsibilities, and supervising them throughout the conduct of the evaluation.

a. A six-person O/C team comprised of the following personnel is suggested for performing an external evaluation:

- (1) Senior O/C.
- (2) Staff O/C.
- (3) Operations O/C.
- (4) Administration O/C.
- (5) Logistics O/C.
- (6) NBC O/C.

b. A thorough knowledge of the unit's mission, organization, equipment, and doctrine is required by the Os/Cs. They must understand the overall operation of the unit and how it is integrated into and supports force-projection operations. Team members must have a working knowledge of the common individual and collective tasks in areas such as local-defense convoy procedures, communications, and NBC. One member of the team must have detailed expertise in the NBC and local-defense, common-task areas. The Os/Cs should be equal in grade to the person in charge of the element they are evaluating, and they should have previous experience in the position being evaluated. All team members must be able to make objective evaluations, function effectively as a team member, and state their findings in writing and briefings.

c. O/C training focuses on providing Os/Cs with a general understanding of the overall evaluation, providing each O/C with a detailed understanding of the specific duties and responsibilities, and building a spirit of teamwork. O/C training includes--

- (1) The overall evaluation design, general scenario, master-events list, and the specific evaluation purposes and objectives.
- (2) The unit's METL and its linkage to the T&EOs and other materials contained in this ARTEP MTP.
- (3) The O/C team composition and general duties and responsibilities of each team member.
- (4) The detailed responsibilities of individual team members, with special emphasis on the master-events list items that are their responsibility. This includes--
  - (a) A review of written instructions and materials contained in the Os/Cs folders.
  - (b) A detailed reconnaissance of the area used for the evaluation.
  - (c) The O/C communications, and command and control (C<sup>2</sup>) systems.
  - (d) Safety procedures.
  - (e) Evaluation data-collection OPLAN and procedures.
  - (f) AAR procedures and techniques.

(5) A talk-through of the entire evaluation, which includes war-gaming all items on the master-events list in order of their occurrence, and a review of each team member's responsibilities and anticipated problems.

d. The senior O/C supervises the operation of the team. He provides the team leadership, focuses his efforts on ensuring that the Os/Cs fulfill their responsibilities and adhere to the evaluation plan, resolves problems, synchronizes the efforts of the team members, ensures close coordination among team members, holds periodic team-coordination meetings, plans and orchestrates the unit's AAR, and conducts specific evaluation-team AARs.

6-5. Selecting and Training Opposing Forces. The OPFOR support for an external evaluation of the unit is limited to two squads of dismounted infantry and two to five individuals who serve as enemy agents. Although OPFOR support is only used for some tasks, proper training and employment of this force is important to ensure a proper assessment of the unit's capabilities.

a. The OPFOR commander should be a company grade officer or a senior NCO who is well trained in OPFOR tactics and operations. In addition to the duties and responsibilities in leading various OPFOR elements, the OPFOR commander serves as a part-time member of the O/C team. In order to fulfill O/C responsibilities, the OPFOR commander must participate in O/C planning and training activities. He must be present during AARs.

b. OPFOR elements are trained, organized, and equipped to operate in a manner that depicts threat forces as realistically as possible. Their training includes--

- (1) Threat tactics and rules for engagement.
- (2) OPFOR missions and responsibilities.
- (3) OPFOR tasks and standards.
- (4) Threat weapons and equipment, if available.
- (5) C<sup>2</sup>.
- (6) Safety.

6-5. Conducting the Evaluation. The senior O/C has overall responsibility for conducting the evaluation. He orchestrates the overall evaluation and the support provided by various individuals and elements that are specially selected and trained to fulfill designated functions and responsibilities.

a. Os/Cs must be free to observe, report, and record the actions of the unit.

b. The HQ two echelons above the unit being evaluated should select and train the control element for the evaluation. It issues orders, receives reports, provides feeder information, and controls the OPFOR.

c. All exercise participants and supporting personnel must ensure that every facet of the evaluation is conducted in a safe manner. Personnel observing unsafe conditions must take prompt action to halt them and must advise their superiors of the situation.

6-6. Recording External Evaluation Information.

a. The senior O/C is responsible for implementing the evaluation scoring system. Although the final evaluation is made up by the senior O/C, the full team participates in this process. Their reports reflect the overall ability of the combat engineer unit to accomplish its wartime missions.

b. The evaluation scoring system is based on an evaluation of the unit's performance of each mission-essential task and any other collective task contained in the overall evaluation plan. Use the following four steps for the evaluation:

- (1) Identify the ARTEP MTP T&EOs that correspond to each of the evaluation plan tasks.
- (2) Use T&EO standards to evaluate the unit's performances of the tasks. This is done for each evaluation plan task.
- (3) Record on the T&EO a GO for each performance measure performed to standard and a NO-GO for each performance measure not performed to standard.
- (4) Record the unit's overall capability to perform the task by using GO/NO-GO information recorded on each T&EO. Use the following definitions as guidance in making this determination:
  - (a) GO - The unit successfully accomplished the task or performance measure to standards.
  - (b) NO-GO - The unit did not accomplish the task or performance measure to standard.

c. Use other locally designed reports that are approved by the senior O/C and prescribed in the evaluation plan to collect the evaluation information. These reports assist the team in recording the information concerning the unit's capability to perform its wartime mission according to the established standards. This information will assist the senior O/C to determine the unit's overall final rating. The reports listed below can be used to collect the information.

- (1) Unit data sheet (Figure 6-4). This report records personnel and equipment status.
- (2) Environmental data sheet (Figure 6-5). This report records information concerning weather and terrain conditions present during the evaluation period.
- (3) Personnel and equipment loss report (Figure 6-6). This report records information concerning the element's personnel and equipment losses during OPFOR engagements.

<b>UNIT DATA SHEET</b>						
1. Unit designation:				Date:		
2. Unit leaders: (Circle the most correct answer.)						
Position	Rank	Time in unit (months)				
Commander	LTC/MAJ	1-3	4-6	7-12	13-18	>19
Executive Officer	MAJ/CPT	1-3	4-6	7-12	13-18	>19
Battalion S3	CPT/1LT	1-3	4-6	7-12	13-18	>19
Battalion S2	CPT/1LT	1-3	4-6	7-12	13-18	>19
Battalion S1	CPT/1LT	1-3	4-6	7-12	13-18	>19
Battalion S4	CPT/1LT	1-3	4-6	7-12	13-18	>19
Battalion maintenance officer	CPT/1LT	1-3	4-6	7-12	13-18	>19
A Company commander	CPT/1LT	1-3	4-6	7-12	13-18	>19
B Company commander	CPT/1LT	1-3	4-6	7-12	13-18	>19
C Company commander	CPT/1LT	1-3	4-6	7-12	13-18	>19
3. Unit strength (excluding leaders):						
4. Equipment shortages (major items):						
5. Comments:						
Observer/controller's signature:						

**Figure 6-4. Sample Unit Data Sheet**

<b>ENVIRONMENTAL DATA SHEET</b>						
Exercise number and description:						
Date and time the exercise started:						
Date and time the exercise ended:						
1. Weather conditions: (Circle the appropriate description.)						
Clear	Partly Cloudy	Cloudy	Hazy	Rain	Snow	Fog
Other:						
Temperature:						
2. Ground conditions: (Circle the appropriate description.)						
Dry	Wet	Ice	Snow			
Other:						
3. Light conditions: (Circle the appropriate description.)						
Day	Night					
Moon phase	1/4	1/2	3/4	Full		
Average range of visibility due to terrain:						
4. Remarks:						

**Figure 6-5. Sample Environmental Data Sheet**





6-8. After-Action Reviews. AARs provide direct feedback to unit members by involving them in the diagnosis process and by enabling them to discover for themselves what happened during the evaluation. In this way, participants identify errors and seek solutions that increase the value of the training and reinforce learning.

a. The senior O/C is responsible for the AAR process. He coordinates the entire AAR program from the initial planning of the evaluation through the after-actions phases.

b. Key steps in the AAR process are--

(1) Planning. Planning for AARs is started in the exercise preparation activities long before the start of the action evaluation. AARs are integrated into the general scenario at logical breakpoints and into the detailed evaluation scenario that is developed subsequently. Qualified Os/Cs are selected and trained in the AAR process as part of O/C training. This phase also includes the identification of potential AAR sites and the requisition of equipment and supplies needed to conduct the AAR.

(2) Preparation. AAR preparation starts with the beginning of the actual evaluation. In addition to observing the unit performing its critical tasks, this phase includes the review of the training objectives, orders, and doctrine. Final AAR site selection is completed and times and attendance are established. AAR information is gathered from applicable Os/Cs and unit personnel. The AAR is organized and rehearsed.

(3) Conduct. AARs are conducted at logical breakpoints in the exercise and at the end of the evaluation. When AAR participants have assembled, the AAR begins with the senior O/C introducing the session with a statement of the AAR's purpose, the establishment of the AAR's ground rules and procedures, and a restatement of the training and evaluation objectives. A successful AAR includes the following guidelines:

(a) AARs are not critiques, but are professional discussions of training events.

(b) The senior O/C guides the discussion in a manner that ensures that participants openly discuss the lessons.

(c) Dialogue is encouraged among Os/Cs and unit personnel.

(d) All individuals who participated in the evaluation are present for the AAR, if possible. As a minimum, every unit or element that participates in the exercise is represented.

(e) Participants discuss not only what happened, but also how it happened and how it could have been done better.

(f) Participants review the sequence of the events associated with the hazards and the risk assessment made before the exercise. As a minimum, the review should address hazards that presented themselves (but were not identified) and each incident of fratricide or near fratricide and how it could be avoided in the future.

(g) Events not directly related to major events are not examined.

(h) Participants do not offer self-serving excuses for inappropriate actions.

(i) The AAR's end result is that soldiers and leaders, through discovery learning, gain a better understanding of their individual and collective strengths and weaknesses and become more proficient in training for and performing their critical tasks.

**NOTE:** Reference materials for conducting an AAR are Training Circulars (TC) 25-6 and 25-20, and FM 25-101.

**APPENDIX A - EXERCISE OPERATION ORDER (OPORD)**

For use of the OPORD, refer to the exercise outlined in Chapter 4 and to Figure A-1.

<b>OPERATION ORDER</b>	
(classification) FOR TRAINING PURPOSES ONLY	
Operation Order _____ 20_____	Copy ___ of ___ copies 25th Engineer Battalion
Task Organization:	
1. SITUATION.	
<p>a. Enemy Forces. Contact with the enemy has been broken. The enemy has withdrawn deep to the rear. He being reinforced with motorized rifle forces and is preparing to counterattack within 24 hours. The enemy is expected to use nonpersistent nerve agents. Enemy air is expected to be active in the area. Latest INTSUM indicates that the enemy may have a platoon-size combat outpost in the battalion sector. Enemy units occupying the combat outpost are half strength. Counterattacking forces are expected to be full strength.</p>	
<p>b. Friendly Forces. 1st Brigade conducts a passage of lines to seize Objective Richmond. On order, 1st Brigade continues the attack forward of phase line (PL) Green.</p>	
<p>(1) Missions of units on left and right flanks, as required.</p>	
<p>(2) Supporting engineer unit missions, as required.</p>	
<p>(3) Supporting fires: 2nd Battalion, 61st Field Artillery, is in direct support.</p>	
2. MISSION. The TF conducts a passage of lines and attacks to seize and secure objective Richmond no later than 090600Z. On order, the TF prepares to continue movement forward of PL Green.	
3. EXECUTION.	
<p>a. Concept of the Operation: See overlay developed by the trainer in the field.</p>	
<p>(1) Maneuver. TF 1-25 departs AA Red Cloud with two company teams abreast and two teams following. Team A leads on Axis Oak and is the main attack. Team B leads on Axis Pine and is supporting the attack. Teams C and D follow on Axis Oak and Pine respectively. The commander's intent is to gain contact with the enemy, and locate and fix the enemy's main body so that the brigade can conduct envelopments to destroy the enemy. It is necessary to destroy the enemies combat outposts. The unit must quickly reorganize and continue movement until the unit finds the main body. The company team that makes initial contact will attempt to fight through and destroy the enemy. If the unit cannot, they will provide a base of fire for maneuver with the remaining TF. The unit will continue movement to PL Green if no contact is gained. The unit will continue movement past PL Green on order.</p>	
<p>(2) Fire support. The priority of fires is to Team A initially and then to the team that is in contact (once contact is made).</p>	

**Figure A-1. Sample OPORD**

(3) Mines, obstacles, and fortifications. Critical checkpoints and identified obstacles are shown on the obstacle overlay.

b. Subunit Missions (as required).

c. Engineer. Priority of support is to the two lead teams. On order, conduct breaching operations in support of the team in contact. Be prepared to support hasty defense on order.

d. Coordinating Instructions.

(1) Report all enemy contact.

(2) Report all enemy obstacles.

(3) Report crossing of the PLs.

(4) Additional information, as required.

4. SERVICE AND SUPPORT. Per the brigade's SOP.

5. COMMAND AND SIGNAL.

a. Command.

b. Signal.

(1) Current signal operation instructions (SOI).

(2) Radio-listening silence until initial contact is made with the enemy.

FOR TRAINING PURPOSES ONLY  
(classification)

**Figure A-1. Sample OPORD (continued)**

## APPENDIX B - THREAT ANALYSIS

### B-1. Introduction.

a. Dramatic changes in Europe and within the former Soviet Union have reduced the likelihood of an east-west military confrontation in Europe. The threat in Europe has not gone away completely, but it is less immediate and changed in nature. Despite reductions, Russia will still have the largest army in Europe. Regardless of the stated peaceful intentions of current Russian political leaders, the Russian Armed Forces still possesses formidable capabilities, and those capabilities will remain, should conditions and intentions change. Other former Soviet republics are forming their own armed forces and could pose threats to each other or to other countries in the region. In this time of turmoil and uncertainty, the former Soviet military power remains a potentially dangerous challenge to US and North Atlantic Treaty Organization (NATO) security. However, this remnant of the former Soviet threat is just one of many.

b. Many other nations are obtaining or developing sophisticated weaponry. Various regional conflicts could cause the US to intervene bilaterally or as part of a multinational coalition to protect our interests or those of our allies. Other potential conflict areas could call for a variety of responses by either the US or the former Soviet republics or both. The threat may come in an organized military form, which may or may not follow the former Soviet model. It may also come in the form of insurgencies, terrorism, or narcotics trafficking. The US Army needs to be prepared to respond to this broad spectrum of potential threats that it could encounter in various contingencies.

B-2. Global Threats. Modern weapons and the capability to project military power to great distances beyond its own national borders would characterize a global-type threat, such as the former Soviet one. Against such a potential adversary, the threat to rear operations would include the following:

- Armored or mechanized forces breaking into our rear area.
- Airborne, airmobile, or amphibious assault forces inserted into our rear area.
- Long-range artillery, surface-to-surface missiles, or air strikes targeting rear-area assets.
- NBC weapons.
- Radio-electronic combat aimed at jamming or destroying our communications means and disrupting our C<sup>2</sup>.
- Agents and saboteurs.

B-3. Regional Threats. Regional threats, such as Iraq or North Korea, have less capability to project power. However, they may have some of the same weapons and organizations as a global threat. In fact, lessening superpower tensions are contributing significantly to the proliferation of sophisticated weaponry to emerging nations. This applies not only to conventional ground and air weapons, but also to chemical and nuclear weapons and missile systems. A mature regional power, possibly with a global power as a major source of its military hardware, emphasizes the ability to project its forces throughout a given region.

B-4. Local Threats. Local threats have even more localized objectives and little capability to project power beyond their own borders or their immediate neighbors. They generally have less modern equipment than global or regional threat powers or at least a limited variety of modern weapons. Their equipment may include modern small arms and light artillery (mortars, howitzers, gun-howitzers, and rocket launchers), but often does not include sophisticated weapons such as long-range conventional artillery or high-performance aircraft. A local threat may be heavily supported by a regional threat or even by a global power. In the past, for example, Cuba assisted Soviet-backed movements in Angola, Nicaragua, and Ethiopia. This outside influence will often be reflected in the equipment, organization, or tactics of the local threat forces. However, the actions of a local threat are often limited to insurgencies,

civil wars, or border disputes. Insurgents, especially those with outside help, may be able to purchase modern weapons, but may not have developed a logistics base able to sustain continuous conflict. Therefore, they often concentrate on guerrilla tactics, sabotage, assassinations, booby traps, or explosives to achieve their objectives.

B-5. Special Situations.

a. The threat in special situations includes terrorism. Terrorism may satisfy the objectives of different types of threats discussed above. Terrorists are the least likely threat to use conventional forces and thus are the hardest to anticipate or to train against. Terrorist tactics include the following:

- Assassinating or maiming.
- Arson.
- Bombing.
- Hijacking, kidnapping, or hostage-taking.
- Raids and seizure of facilities.
- Sabotage.
- Hoaxes (such as bomb threats).

Aside from these threats, terrorists may also be able to obtain weapons of mass destruction. A political leadership that supports terrorism, as in Iraq, may control such NBC weapons. If nuclear weapons are too difficult to obtain, terrorists may instead employ chemical or biological weapons to reach their goals.

b. Narcotics trafficking is another special-condition threat. It may be supported or tolerated by a global power for political or economic reasons. It may also be tied in with regional or local threat powers or with terrorism. There is often a marriage of convenience between insurgent groups and the drug cartels. The cartels can spend significant amounts of money on the latest in technology for communications and security to protect their operations. They can also buy weapons and otherwise finance regional insurgencies and cross-border conflicts.

B-6. Bottom Line. The threat to rear operations includes all of the above categories. These threat categories are not mutually exclusive and may overlap with one another.

## APPENDIX C - METRIC CONVERSION CHART

### Table C-1. Metric Conversion Chart

US Units	Multiplied By	Equals Metric Units
<b>Length</b>		
Feet	0.30480	Meters
Inches	2.54000	Centimeters
Inches	0.02540	Meters
Inches	25.40010	Millimeters
Miles (statute)	1.60930	Kilometers
Miles per hour	0.0447	Meters per second
Yards	0.91400	Meters
<b>Volume</b>		
Cubic feet	0.02830	Cubic meters
Cubic yards	0.76460	Cubic meters
<b>Weight</b>		
Pounds	453.59000	Grams
Pounds	0.45359	Kilograms
<b>Length</b>		
Centimeters	0.39370	Inches
Meters per second	2.23700	Miles per hour
Millimeters	0.03937	Inches
Kilometers	0.62137	Miles (statute)
Meters	3.28080	Feet
Meters	39.37000	Inches
Meters	1.09360	Yards
<b>Volume</b>		
Cubic meters	35.31440	Cubic feet
Cubic meters	1.30790	Cubic yards
<b>Weight</b>		
Kilograms	2.20460	Pounds





**GLOSSARY****Section I**  
**Abbreviations**

<b>?</b>	status unknown
<b>1LT</b>	first lieutenant
<b>1SG</b>	first sergeant
<b>5 Ss and T</b>	search, silence, segregate, speed, safeguard, and tag
<b>AA</b>	avenue of approach; assembly area; anti-aircraft
<b>AAR</b>	after-action review
<b>ABCS</b>	Army Battle Command System
<b>ABE</b>	assistant brigade engineer
<b>ABF</b>	attack by fire (position)
<b>AC</b>	active component
<b>ACR</b>	armored cavalry regiment
<b>ADA</b>	air defense artillery
<b>ADAM</b>	area-denial artillery munition
<b>ADC</b>	area damage control
<b>AHD</b>	antihandling device
<b>AO</b>	area of operation
<b>AOAP</b>	Army Oil Analysis Program
<b>AOR</b>	area of responsibility
<b>AP</b>	antipersonnel
<b>APC</b>	armored personnel carrier
<b>AR</b>	Army regulation; armor
<b>ARTEP</b>	Army Training and Evaluation Program
<b>ASAS</b>	All Source Analysis System
<b>AT</b>	antiterrorism; antitank
<b>ATTN</b>	attention

<b>ATWESS</b>	antitank weapon-effect signature simulator
<b>AVLB</b>	armored vehicle-launched bridge
<b>BDAR</b>	battle-damage assessment and repair
<b>BF</b>	board feet; battle fatigue
<b>BMO</b>	battalion maintenance officer
<b>BOMREP</b>	bombing report
<b>BOS</b>	battlefield operating systems
<b>BP</b>	battle position
<b>C2</b>	command and control
<b>CALFEX</b>	combined-arms live-fire exercise
<b>CAS</b>	casualty; close air support
<b>CASEVAC</b>	casualty evaluation
<b>CATK</b>	counterattack
<b>CATS</b>	combined-arms training strategy
<b>CCIR</b>	commander's critical-information requirement
<b>CCT</b>	combat-control team
<b>CDM</b>	chemical downwind message
<b>CFX</b>	command field exercise
<b>CFZ</b>	critical friendly zone
<b>CHS</b>	combat health support
<b>COA</b>	course of action
<b>COMEX</b>	communications exercise
<b>COMSEC</b>	communications security
<b>CONUS</b>	continental United States
<b>COP</b>	common operational picture
<b>CP</b>	command post; checkpoint
<b>CPR</b>	cardiovascular pulmonary resuscitation; cardiopulmonary resuscitation
<b>CPT</b>	captain

<b>CPX</b>	command post exercise
<b>CS</b>	combat support; Costa Rica
<b>CSE</b>	combat support equipment
<b>CSS</b>	combat service support
<b>DA</b>	Department of the Army; Denmark; direct action
<b>DD</b>	Department of Defense
<b>DRS</b>	direct religious support; Digital Reconnaissance System
<b>DS2</b>	decontamination solution #2
<b>DST</b>	decision-support template
<b>DTG</b>	date-time group
<b>DTSS</b>	Digital Topographic Support System
<b>DZ</b>	drop zone
<b>DZST</b>	drop-zone support team
<b>EA</b>	each; engagement area
<b>EBA</b>	engineer battlefield assessment
<b>ECCM</b>	electronic countercountermeasures
<b>EEFI</b>	essential elements of friendly information
<b>E EI</b>	essential elements of information
<b>EMO</b>	electronic media only
<b>ENDEX</b>	end exercise
<b>EOD</b>	explosive ordnance disposal
<b>EPW</b>	enemy prisoner of war
<b>ERF</b>	electronic remote fill; electronic countercountermeasures (ECCM) remote fill
<b>ERP</b>	engineer regulating point; effective radiated power; emitter receiver processor; en route reporting points; end-route rally point; enhanced radiation projectile
<b>EW</b>	electronic warfare
<b>FBCB2</b>	Force XXI Battle Command Brigade and Below
<b>FH</b>	field hospital; frequency hopping

<b>FIST</b>	fire support team
<b>FM</b>	field manual; frequency modulated/modulation
<b>FO</b>	forward observer
<b>FPF</b>	final protective fire; final protection fires
<b>FPL</b>	final protective line
<b>FPOL</b>	forward passage of lines
<b>FRAGO</b>	fragmentary order
<b>FS</b>	fire support; Fort Sill; foresight
<b>FSO</b>	fire support officer; food service officer
<b>FST</b>	field sanitation team; fire support team
<b>FTX</b>	field training exercise
<b>GRREG</b>	graves registration
<b>GSR</b>	general support-reinforcing; ground surveillance radar
<b>HQ</b>	headquarters
<b>ICOM</b>	imbedded communications; Intercommunications System; integrated communications security
<b>IMETS</b>	Integrated Meteorological System
<b>INTREP</b>	intelligence report
<b>INTSUM</b>	intelligence summary
<b>IPB</b>	intelligence preparation of the battlefield
<b>ITR</b>	independent tank regiment
<b>IV</b>	intravenous; Table value 4
<b>KIA</b>	killed in action
<b>kph</b>	kilometers per hour
<b>LCE</b>	load-carrying equipment
<b>LD</b>	line of departure
<b>LNE</b>	late net entry
<b>LOGPAC</b>	logistics package; logistical package

<b>LRA</b>	local reproduction authorized
<b>LTC</b>	lieutenant colonel
<b>LZ</b>	landing zone
<b>M/S</b>	mobility/survivability
<b>MAJ</b>	major
<b>MAPEX</b>	map exercise
<b>MC</b>	Medical Corps; maneuver control
<b>MCS</b>	Maneuver Control System
<b>MCSR</b>	material-condition status report
<b>MDI</b>	modernized demolition initiator
<b>METL</b>	mission-essential task list
<b>METT-TC</b>	mission, enemy, terrain, troops, time available, and civilian considerations
<b>MHE</b>	materials-handling equipment
<b>MICLIC</b>	mine-clearing line charge
<b>MIJI</b>	meaconing, intrusion, jamming, and interference
<b>MILES</b>	Multiple Integrated Laser-Engagement System
<b>MLC</b>	military load classification; military load class
<b>mm</b>	millimeter
<b>MOPMS</b>	Modular-Pack Mine System
<b>MOPP</b>	mission-oriented protection posture
<b>MORTREP</b>	mortar bombing report
<b>MOS</b>	military occupational specialty; minimum operating strip
<b>MOUT</b>	military operations on urbanized terrain
<b>MP</b>	military police
<b>MPS</b>	meters per second
<b>MSR</b>	main supply route
<b>MSRT</b>	mobile subscriber radiotelephone terminal
<b>MTF</b>	medical treatment facility

<b>MTP</b>	mission training plan; MOS training plan
<b>MWR</b>	morale, welfare, and recreation
<b>NAI</b>	named area of interest
<b>NATO</b>	North Atlantic Treaty Organization
<b>NBC</b>	nuclear, biological, and chemical
<b>NCO</b>	noncommissioned officer
<b>NCOIC</b>	noncommissioned officer in charge
<b>NCS</b>	net control station
<b>non-ICOM</b>	nonintegrated communications security
<b>NRI</b>	net radio interface
<b>O/C</b>	observer/controller
<b>OBM</b>	outboard motor
<b>OBSDOC</b>	obstacle document
<b>OBSTINTEL</b>	obstacle intelligence
<b>OEG</b>	operation exposure guide; operational-exposure guidance
<b>OIC</b>	officer in charge
<b>OP</b>	observation post; operational procedure
<b>OPFOR</b>	opposing forces
<b>OPLAN</b>	operation plan
<b>OPORD</b>	operation order
<b>OPSEC</b>	operations security
<b>OR</b>	operational readiness
<b>P</b>	needs practice; pass; passed; barometric pressure; mean radius of curvature
<b>PAM</b>	pamphlet
<b>PCC</b>	precombat check
<b>PCI</b>	photo-coverage indexes; precombat inspection
<b>PDDE</b>	power-driven decontamination equipment

<b>PIR</b>	priority intelligence requirements
<b>PL</b>	phase line; Poland
<b>PLL</b>	prescribed load list
<b>PLT</b>	platoon
<b>PMCS</b>	preventive-maintenance checks and services
<b>POL</b>	petroleum, oils, and lubricants
<b>POP</b>	point of penetration
<b>POS/NAV</b>	position/navigation
<b>PSG</b>	platoon sergeant
<b>PSR</b>	personnel status report
<b>PVNTMED</b>	preventive medicine
<b>R&amp;S</b>	Reconnaissance and Security; reconnaissance and surveillance
<b>RAAM</b>	remote antiarmor mine
<b>RAAMS</b>	route antiarmor mine system; Remote Antiarmor Mine System
<b>RADIAC</b>	radiation, detection, indication, and computation
<b>RATELO</b>	radiotelephone operator
<b>RB</b>	Roller beam is used to launch SS bridge; rubber boat
<b>RC</b>	reserve component
<b>RES</b>	radiation exposure status
<b>RFL</b>	restrictive fire line
<b>ROE</b>	rules of engagement
<b>ROI</b>	rules of interaction
<b>RP</b>	Republic of Philippines; release point; rally point; reference point
<b>RT</b>	radius of target; receiver/transmitter
<b>RTD</b>	return to duty
<b>RXMT</b>	retransmit
<b>S1</b>	Adjutant (US Army)
<b>S2</b>	Intelligence Officer (US Army)

<b>S3</b>	Operations and Training Officer (US Army)
<b>S4</b>	Supply Officer (US Army)
<b>SA</b>	semiannually; situational awareness
<b>SALUTE</b>	size, activity, location, unit, time, and equipment
<b>SATRAN</b>	satellite transmission
<b>SATS</b>	Standard Army Training System
<b>SAW</b>	squad automatic weapon
<b>SB</b>	Supply Bulletin; switchboard
<b>SBF</b>	support by fire
<b>SCATMINE</b>	scatterable mine
<b>SCPE</b>	simplified collective-protection equipment
<b>SHELREP</b>	shelling report
<b>SHTU</b>	simplified handheld terminal unit
<b>SIG</b>	signal
<b>SINCGARS</b>	single-channel ground and airborne radio system
<b>SITREP</b>	situation report
<b>SOEO</b>	scheme of engineer operations
<b>SOFA</b>	Status of Forces Agreement
<b>SOI</b>	signal operation instructions; specific operation instructions
<b>SOP</b>	standing operating procedure
<b>SOSR</b>	suppress, obscure, secure, and reduce
<b>SP</b>	start point; strongpoint; self-propelled; Spain
<b>SPOTREP</b>	spot report
<b>SSI</b>	standing signal instructions; signal supplemental instructions
<b>SSN</b>	social security number
<b>STANAG</b>	Standardization Agreement
<b>STB</b>	supertropical bleach
<b>STP</b>	soldier training publication



<b>STRAC</b>	Standards in Training Commission
<b>STX</b>	situational training exercise
<b>T</b>	trained; slab thickness; deck thickness; crown thickness; geodetic azimuth; grid azimuth; slope distance; telescope above station; time
<b>T&amp;EO</b>	training and evaluation outline
<b>TACSOP</b>	tactical standing operating procedure
<b>TAMMS</b>	The Army Maintenance Management System
<b>TC</b>	technical coordinator; training circular; track commander; tank commander
<b>TEK</b>	traffic encryption key
<b>TEWT</b>	tactical exercise without troops
<b>TF</b>	task force
<b>TM</b>	technical manual
<b>TNT</b>	trinitrotoluene
<b>TOC</b>	tactical operations center
<b>TOE</b>	table(s) of organization and equipment
<b>TRADOC</b>	United States Army Training and Doctrine Command
<b>TRP</b>	target reference point
<b>TRTS</b>	tactical records traffic system
<b>TSEC</b>	transmission security
<b>TSK</b>	transmission security key
<b>TSOP</b>	tactical standing operating procedure
<b>U</b>	unclassified; up; untrained
<b>UAV</b>	unmanned aerial vehicle
<b>UCMJ</b>	Uniform Code of Military Justice
<b>UPW</b>	unit proficiency worksheet
<b>US</b>	United States
<b>USA</b>	United States of America; United States Army
<b>USAREUR</b>	United States Army, Europe

<b>USMTF</b>	United States message text format
<b>UXO</b>	unexploded ordnance
<b>WCS</b>	weapon control status; weapon control station
<b>WESTCOM</b>	United States Army, Western Command
<b>WIA</b>	wounded in action
<b>WO</b>	warrant officer; warning order
<b>XO</b>	executive officer

## **Section II**

### **Terms**

#### **Army Training and Evaluation Program (ARTEP)**

The cornerstone of unit training. It is the umbrella program to be used by the trainer and training manager in the training evaluation of units. The ARTEP is a complete program enabling commanders to evaluate and develop collective training based on unit weaknesses, then train the unit to overcome those weaknesses and reevaluate. Success on the battlefield depends on the coordinated performance of collective and individual skills that are taught through the ARTEP MTP.

#### **Class I**

Subsistence items (meals, ready-to-eat [MRE], T-rations, and fresh fruits and vegetables) and gratuitous-issue health and comfort items.

#### **Class II**

Clothing, individual equipment, tentage, organizational tool sets and kits, hand tools, maps, and administrative and housekeeping supplies and equipment.

#### **Class IV**

Construction materials, including installed equipment and all fortification and obstacle materials.

#### **Class IX**

Repair parts and components, to include kits, assemblies, and subassemblies (repairable or nonrepairable) required for maintenance support of all equipment.

#### **Class V**

Ammunition of all types, including chemical, bombs, explosives, mines, fuzes, detonators, pyrotechnics, missiles, rockets, propellants, and other associate items.

#### **Class VII**

Major end items such as launchers, tanks, mobile machine shops, and vehicles.

#### **Class VIII**

Medical material, including repair parts peculiar to medical equipment and the management of blood.

#### **Claymore**

M18A1 antipersonnel mine

#### **Cue**

(1) A word, situation, or other signal for action. An initiating cue is a signal to begin performing a task or task performance step. An internal cue is a signal to go from one element of a task to another. A terminating cue indicates task completion. (2) Used to contact an FH radio net when you are not an active member of that net. Cue can be used if you are operating in SC and wish to contact an FH net.

**Defilade**

A fighting position offering cover and concealment to its occupant.

**Field Manual (FM)**

A DA publication that contains doctrine that prescribes how the Army and its organizations function on the battlefield in terms of missions, organizations, personnel, and equipment. The level of detail should facilitate an understanding of "what" and "how" for commanders and staffs to execute the missions and tasks. The FM may also be used to publish selected alliance doctrinal publications that are not readily integrated into other doctrinal literature.

**Final protection fires (FPF)**

An immediately available prearranged barrier of fire designed to impede enemy movement across defensive lines or areas.

**FRAGO (fragmentary order)**

An abbreviated form of an operation order (usually issued on a day-to-day basis) that eliminates the need for restating information contained in a basic operation order.

**HORNET**

wide-area munition

**M4T6**

a type of standard, hand-assembled military bridge.

**MICLIC (mine-clearing line charge) M58 Series**

A rocket propelled line charge, 106.5 meters (117 yards) long that can breach a lane 8 meters (8.8 yards) wide by 100 meters (110 yards) long. The MICLIC is mounted on a standard military (M353 or M200) trailer and has a 62-meter standoff capability. Engineer units will employ the MICLIC in response to minefield breaching requirements identified by the maneuver unit.

**Military occupational specialty (MOS)**

A term used to identify a group of duty positions so closely related that they are interchangeable among soldiers so classified at any skill level.

**MOPMS (modular pack mine system)**

Scatterable mine system with antitank or antipersonnel mines. A mix minefield is obtained by overlapping patterns of each type.

**MOPP 2**

Mask carried/worn. Protective suit and boots worn, gloves carried.

**MOPP 4**

Mask worn. Protective suit, boots, and gloves worn.

**MOPP System**

A flexible system that provides maximum NBC protection for the individual with the lowest risk possible and still maintains mission accomplishment.

**NBC 1 Report**

Observer's Initial Report. This report is used by the observing unit to give basic, initial, and follow-up data about an NBC attack. This report is sent by platoons and companies to the battalion headquarters or by designated observers to the division NBC Center (NBCC).

**NBC 4 Report**

Monitoring and Survey Report used to report NBC hazards detected by a unit through monitoring, survey, or reconnaissance. This report is prepared and submitted by company-level organizations.

**NBC 5 Report**

Actual Contaminated Areas Report. Once the NBC reports are posted on the situation map, the division prepares an NBC 5 report showing the contaminated area. The preferred method of dissemination is by overlay.

**OPORD (operation order)**

A directive issued by a commander to subordinate commanders for the purpose of effecting the coordinated execution of a plan of action.

**Release point**

A well-defined point on a route at which the elements composing a column return under the authority of their respective commanders. Each element continues its movement toward its own appropriate destination.

**scatterable mines**

Mines that are delivered to their effective area by a means other than hand emplacement, such as by artillery or aircraft.

**Situation report (SITREP)**

A report giving the situation in the area of the reporting unit or formation.

**SOP (standing operating procedure)**

A set of instructions covering those features of operations that lend themselves to a definite or standardized procedure without loss of effectiveness. The procedure is applicable unless ordered otherwise.

**Threat Level I**

1. Enemy agent activity. Missions include espionage, interdiction, and subversion. 2. Sabotage by enemy sympathizers. Missions include arson, assassination, sabotage, theft of supplies and material, and political unrest. 3. Terrorism. Actions that instill fear by violence or threats of violence to obtain political, religious, or ideological goals.

**Threat Level II**

1. Diversionary and sabotage operations conducted by combat units. 2. Raid, ambush, and reconnaissance operations conducted by combat units. 3. Special or unconventional warfare missions.

**Threat Level III**

1. Heliborne operations. 2. Airborne operations. 3. Amphibious operations. 4. Ground force deliberate operations. 5. Infiltration operations.

**VOLCANO**

A multiple-delivery mine system dispensed from the air or on the ground.

## REFERENCES

### Required Publications

Required publications are sources that users must read in order to understand or to comply with this publication.

#### Army Regulations

AR 190-8	Enemy Prisoners of War, Retained Personnel, Civilian Internees, and Other Detainees. 1 October 1997
AR 200-1	Environmental Protection and Enhancement. 21 February 1997
AR 220-1	Unit Status Reporting. 1 September 1997
AR 27-1	Legal Services, Judge Advocate Legal Services. 3 February 1995
AR 380-5	Department of the Army Information Security Program. 29 September 2000
AR 385-10	The Army Safety Program. 23 May 1988
AR 385-40	Accident Reporting and Records. 1 November 1994
AR 40-5	Preventive Medicine. 15 October 1990
AR 530-1	Operations Security (OPSEC). 3 March 1995
AR 600-15	Indebtedness of Military Personnel. 14 March 1986
AR 608-99	Family Support, Child Custody, and Paternity. 1 November 1994
AR 700-138	Army Logistics Readiness and Sustainability. 16 September 1997
AR 710-2	Inventory Management Supply Policy Below the Wholesale Level. 31 October 1997
AR 750-1	Army Materiel Maintenance Policy and Retail Maintenance Operations. 1 August 1994

#### Army Training and Evaluation Program

ARTEP 5-025-66-MTP	Engineer Battalion, Airborne Division. 2 October 2000
ARTEP 5-026-34-MTP	Headquarters and Headquarters Company, Engineer Battalion, Airborne Division. 2 October 2000
ARTEP 5-027-10-MTP	Engineer Platoon, Engineer Company, Engineer Battalion, Airborne Division. 2 October 2000
ARTEP 5-027-35-MTP	Engineer Company, Engineer Battalion, Airborne Division. 18 October 2000
ARTEP 5-053-11-MTP	Assault and Obstacle Platoon, Engineer Company, Light Armored Cavalry Regiment 20 June 2001
ARTEP 5-053-12-MTP	Engineer Platoon, Engineer Company, Light Armored Cavalry Regiment 20 June 2001
ARTEP 5-053-35-MTP	Engineer Company, Light Armored Cavalry Regiment 20 June 2001
ARTEP 5-063-10-MTP	Mobility Platoon, Engineer Company, Brigade Combat Team. 5 April 2002
ARTEP 5-063-11-MTP	Mobility Support Platoon, Engineer Company, Brigade Combat Team. To be published within six months.
ARTEP 5-063-35-MTP	Engineer Company, Brigade Combat Team. To be published within six months.
ARTEP 5-113-11-MTP	Assault and Obstacle Engineer Platoon, Engineer Company, Armored Cavalry Regiment. To be published within six months.
ARTEP 5-113-12-MTP	Engineer Platoon, Engineer Company, Armored Cavalry Regiment. To be published within six months.

ARTEP 5-145-12-MTP	Engineer Bridge Platoon. 19 July 1991
ARTEP 5-145-32-MTP	Mission Training Plan for the Engineer Bridge Company. 19 July 1991
ARTEP 5-155-66-MTP	Engineer Battalion, Infantry Division (Light). 2 October 2000
ARTEP 5-156-34-MTP	Headquarters and Headquarters Company, Engineer Battalion, Infantry Division (Light). 2 October 2000
ARTEP 5-157-10-MTP	Engineer Platoon, Engineer Company, Engineer Battalion, Infantry Division (Light). 2 October 2000
ARTEP 5-157-35-MTP	Engineer Company, Engineer Battalion, Infantry Division (Light). 2 October 2000
ARTEP 5-215-66-MTP	Engineer Battalion, Air Assault Division 20 June 2001
ARTEP 5-216-34-MTP	Headquarters and Headquarters Company, Engineer Battalion, Air Assault Division. 20 June 2001
ARTEP 5-217-10-MTP	Engineer Platoon, Engineer Company, Engineer Battalion, Air Assault Division. 2 October 2000
ARTEP 5-217-35-MTP	Engineer Company, Engineer Battalion, Air Assault Division. 2 October 2000
ARTEP 5-332-68-MTP	Headquarters, Headquarters Detachment, Engineer Brigade. 1 May 2000
ARTEP 5-335-60-MTP	Headquarters and Headquarters Company, Engineer Battalion, Heavy Division/Corps. To be published within six months.
ARTEP 5-335-65-MTP	Engineer Company, Engineer Battalion, Heavy Division/Corps (Mech). To be published within six months.
ARTEP 5-335-66-MTP	Engineer Combat Battalion, Engineer Brigade, Heavy Division. 25 June 1999
ARTEP 5-335-70-MTP	Engineer Platoon, Engineer Company, Engineer Battalion, Heavy Division/Corps. To be published within six months.
ARTEP 5-335-DRILL	Engineer Drills. 11 January 2001
ARTEP 5-336-34-MTP	Headquarters and Headquarters Company, Engineer Battalion. To be published within six months.
ARTEP 5-337-10-MTP	Engineer Platoon, Engineer Company, Engineer Battalion, Heavy Division. To be published within six months.
ARTEP 5-337-35-MTP	Engineer Company, Engineer Battalion, Heavy Division. To be published within six months.
ARTEP 5-402-33-MTP	Mission Training Plan for Engineer Groups and Brigades. 3 October 1995
ARTEP 5-402-68-MTP	Headquarters, Headquarters Company, Engineer Brigade, Corps. To be published within six months.
ARTEP 5-412-68-MTP	Headquarters Company, Engineer Group (Construction). To be published within six months.
ARTEP 5-412-69-MTP	Headquarters, Headquarters Company, Engineer Group (Combat). To be published within six months.
ARTEP 5-413-35-MTP	Engineer Company, Construction Support. 1 March 2000
ARTEP 5-415-66-MTP	Engineer Battalion (Combat) (Heavy), Battalion Staff. 5 April 2002
ARTEP 5-416-14-MTP	Maintenance Platoon, Headquarters and Support Company, Engineer Battalion (Combat) (Heavy). To be published within six months.
ARTEP 5-416-34-MTP	Headquarters and Support Company, Engineer Battalion (Combat) (Heavy). 5 April 2002
ARTEP 5-417-13-MTP	Engineer Equipment Platoon, Engineer Company (Combat) (Heavy). 5 April 2002
ARTEP 5-417-17-MTP	General Construction Platoon, Engineer Company (Combat) (Heavy). 5 April 2002

ARTEP 5-417-35-MTP Engineer Company, Engineer Battalion (Combat) (Heavy). 5 April 2002

ARTEP 5-423-11-MTP Engineer Dump Truck Platoon. 1 March 2000

ARTEP 5-423-35-MTP Engineer Company, Combat Support Equipment. 1 March 2000

ARTEP 5-424-35-MTP Engineer Company, Dump Truck. 1 March 2000

ARTEP 5-426-34-MTP Headquarters and Headquarters Company, Engineer Battalion (Corps) (Wheeled). 2 October 2000

ARTEP 5-427-10-MTP Engineer Platoon, Engineer Company, Engineer Battalion (Corps) (Wheeled). 2 October 2000

ARTEP 5-427-35-MTP Engineer Company, Engineer Battalion (Corps) (Wheeled) 20 June 2001

ARTEP 5-434-35-MTP Engineer Company, Pipeline Construction. 1 March 2000

ARTEP 5-435-66-MTP Engineer Combat Battalion, Corps (X) (APC Version). 25 June 1999

ARTEP 5-435-67-MTP Engineer Combat Battalion, Corps (M) (Armored Personnel Carrier [APC]/Armored Vehicle-Launched Bridge [AVLB] Version).

ARTEP 5-436-35-MTP Headquarters and Headquarters Company, Engineer Battalion, Corps (X). 25 June 1999

ARTEP 5-436-37-MTP Headquarters and Headquarters Company, Engineer Battalion, Corps (M). 25 June 1999

ARTEP 5-437-10-MTP Engineer Platoon, Engineer Company, Engineer Battalion, Corps (X). 25 June 1999

ARTEP 5-437-11-MTP Engineer Platoon, Engineer Company, Engineer Battalion Corps (M). 25 June 1999

ARTEP 5-437-36-MTP Engineer Company, Engineer Battalion, Corps (X). 25 June 1999

ARTEP 5-437-38-MTP Engineer Company, Engineer Battalion, Corps (M). 25 June 1999

ARTEP 5-443-35-MTP Engineer Company, Light Equipment. 15 February 2002

ARTEP 5-445-64-MTP Engineer Battalion, Airborne (Corps) 20 June 2001

ARTEP 5-445-66-MTP Engineer Battalion (Corps) (Light). 2 October 2000

ARTEP 5-446-34-MTP Headquarters and Headquarters Company, Engineer Battalion, Airborne (Corps). 2 October 2000

ARTEP 5-446-36-MTP Headquarters and Headquarters Company, Engineer Battalion (Corps) (Light). 2 October 2000

ARTEP 5-447-10-MTP Engineer Platoon, Engineer Company, Engineer Battalion, Airborne (Corps). 2 October 2000

ARTEP 5-447-11-MTP Engineer Platoon, Engineer Company, Engineer Battalion (Corps) (Light) 20 June 2001

ARTEP 5-447-35-MTP Engineer Company, Engineer Battalion, Airborne (Corps). 2 October 2000

ARTEP 5-447-37-MTP Engineer Company, Engineer Battalion (Corps) (Light) 20 June 2001

ARTEP 5-463-10-MTP Engineer Platoon, Medium Girder Bridge Company. To be published within six months.

ARTEP 5-463-12-MTP Engineer Platoon, Panel Bridge Company. To be published within six months.

ARTEP 5-463-15-MTP Engineer Support Platoon, Panel Bridge Company. To be published within six months.

ARTEP 5-463-17-MTP Engineer Support Platoon, Medium Girder Bridge Company. To be published within six months.

ARTEP 5-463-35-MTP Engineer Medium Girder Bridge Company. To be published within six months.

ARTEP 5-463-36-MTP Engineer Panel Bridge Company. To be published within six months.

ARTEP 5-473-35-MTP Multirole Bridge Company. To be published within six months.

ARTEP 5-500-66-MTP	Engineer Team, Battalion Headquarters (LA). To be published within six months.
ARTEP 5-520-10-MTP	Engineer Team, Quarry (75TPH) (LC). To be published within six months.
ARTEP 5-520-12-MTP	Headquarters, Well Drilling Team. To be published within six months.
ARTEP 5-520-14-MTP	Engineer Team, Well Drilling (LE). To be published within six months.
ARTEP 5-530-10-MTP	Engineer Heavy Diving Team. To be published within 6 months.
ARTEP 5-530-12-MTP	Engineer Light Diving Team. To be published within six months.
ARTEP 5-603-35-MTP	Engineer Port-Opening Company. 1 March 2000
ARTEP 5-606-34-MTP	Headquarters, Headquarters Company, Engineer Battalion, Topographic. 20 April 1999
ARTEP 5-607-35-MTP	Engineer Company, Topographic. To be published within six months.
ARTEP 5-608-35-MTP	Engineer Company, Topographic (Corps). To be published within six months.
ARTEP 5-615-66-MTP	Engineer Prime Power Battalion. To be published within six months.
ARTEP 5-616-34-MTP	Headquarters Company, Engineer Prime Power Battalion. To be published within six months.
ARTEP 5-617-35-MTP	Engineer Company, Engineer Prime Power Battalion. To be published within six months.
ARTEP 7-10-MTP	Mission Training Plan for the Infantry Rifle Company. 3 March 2000
ARTEP 7-8-DRILL	Battle Drills for the Infantry Rifle Platoon and Squad. 3 March 2000

#### **Department of Army Forms**

DA FORM 1155	Witness Statement on Individual. 1 June 1966
DA FORM 1156	Casualty Feeder Report. 1 June 1966
DA FORM 1248	Road Reconnaissance Report. 1 July 1960
DA FORM 1249	Bridge Reconnaissance Report. 1 July 1960
DA FORM 1250	Tunnel Reconnaissance Report. 1 January 1955
DA FORM 1251	Ford Reconnaissance Report. 1 January 1955
DA FORM 1252	Ferry Reconnaissance Report. 1 January 1955
DA FORM 1355	Minefield Record. 1 March 1987
DA FORM 1711-R	Engineer Reconnaissance Report. 1 May 1985
DA FORM 2028	Recommended Changes to Publications and Blank Forms. 1 February 1974

#### **Department of Army Pamphlets**

DA PAM 350-38	Standards in Weapon Training. 3 July 1997
DA PAM 710-2-1	Using Unit Supply System (Manual Procedures)(Standalone Pub). 31 December 1997
DA PAM 738-750	Functional Users Manual for the Army Maintenance Management System (TAMMS). 1 August 1994

#### **Department of Defense Publications**

DD FORM 2745	Enemy Prisoner of War (EPW) Capture Tag. 1 May 1996
--------------	---

#### **Field Manuals**

FM 20-32	Mine/Countermine Operations. 29 May 1998
FM 90-13-1	Combined Arms Breaching Operations. 7 May 1991
FM 101-5	Staff Organization and Operations. 31 May 1997
FM 101-5-1	Operational Terms and Graphics (MCRP 5-2A). 30 September 1997



FM 10-23 Basic Doctrine for Army Field Feeding and Class I Operations Management. 18 April 1996

FM 10-23-1 Commander's Guide to Food Service Operations. 17 March 1992

FM 10-27-1 Tactics, Techniques, and Procedures for Quartermaster General Support Supply Operations. 20 April 1993

FM 10-27-2 Tactics, Techniques, and Procedures for Quartermaster Direct Support Supply and Field Service Operations. 18 June 1991

FM 10-500-1 Airdrop Support Operations in a Theater of Operations. 19 June 1991

FM 10-64 Mortuary Affairs Operations. 16 February 1999

FM 10-67-1 Concepts and Equipment of Petroleum Operations. 2 April 1998

FM 12-6 Personnel Doctrine. 9 September 1994

FM 17-95 Cavalry Operations. 24 December 1996

FM 17-98 Scout Platoon. 10 April 1999

FM 20-3 Camouflage, Concealment, and Decoys. 30 August 1999

FM 20-32 Mine/Countermine Operations. 29 May 1998

FM 21-10 Field Hygiene and Sanitation. 21 June 2000

FM 21-10-1 Unit Field Sanitation Team. 11 October 1989

FM 21-11 First Aid for Soldiers. 27 October 1988

FM 21-16 Unexploded Ordnance (UXO) Procedures. 30 August 1994

FM 21-20 Physical Fitness Training. 30 September 1992

FM 21-75 Combat Skills of the Soldier. 3 August 1984

FM 22-51 Leaders' Manual for Combat Stress Control. 29 September 1994

FM 24-1 Signal Support in the AirLand Battle. 15 October 1990

FM 24-18 Tactical Single-Channel Radio Communications Techniques. 30 September 1987

FM 24-19 Radio Operator's Handbook. 24 May 1991

FM 24-33 Communications Techniques: Electronic Counter-Countermeasures. 17 July 1990

FM 24-35 (O) Signal Operation Instructions "The SOI." 26 October 1990

FM 24-35-1 (O) Signal Supplemental Instructions. 2 October 1990

FM 25-100 Training the Force. 15 November 1988

FM 25-101 Battle Focused Training. 30 September 1990

FM 25-4 How to Conduct Training Exercises. 10 September 1984

FM 25-5 Training for Mobilization and War. 25 January 1985

FM 3-0 Operations. 14 June 2001

FM 3-100 Chemical Operations Principles and Fundamentals. 8 May 1996

FM 3-11 Flame, Riot Control Agents and Herbicide Operations. 19 August 1996

FM 3-19 NBC Reconnaissance. 19 November 1993

FM 3-19.30 Physical Security. 8 January 2001

FM 3-19.4 Military Police Leaders' Handbook. To be published within six months.

FM 3-19.40 (FM 19-40) Military Police Internment/Resettlement Operations. 1 August 2001

FM 3-3 Chemical and Biological Contamination Avoidance. 16 November 1992

FM 3-34.2 Combined-Arms Breaching Operations. 31 August 2000

FM 3-34.230 Topographic Operations. 3 August 2000

FM 3-4 NBC Protection. 29 May 1992

FM 34-130 Intelligence Preparation of the Battlefield. 8 July 1994

FM 34-2 Collection Management and Synchronization Planning. 8 March 1994

FM 34-2-1 Tactics, Techniques, and Procedures for Reconnaissance and Surveillance and Intelligence Support to Counterreconnaissance. 19 June 1991

FM 34-3 Intelligence Analysis. 15 March 1990

FM 34-45 Tactics, Techniques, and Procedures for Electronic Attack. 9 June 2000

FM 34-5 (S) Human Intelligence and Related Counterintelligence Operations. 29 July 1994

FM 34-60 Counterintelligence. 3 October 1995

FM 3-5 NBC Decontamination. 28 July 2000

FM 3-50 Smoke Operations. 4 December 1990

FM 4-30.3 Maintenance Operations and Procedures. 1 September 2000

FM 44-100 US Army Air and Missile Defense Operations. 15 June 2000

FM 44-64 SHORAD Battalion and Battery Operations. 5 June 1997

FM 44-8 Combined Arms for the Air Defense. 1 June 1999

FM 44-80 Visual Aircraft Recognition. 30 September 1996

FM 5-10 Combat Engineer Platoon. 3 October 1995

FM 5-100 Engineer Operations. 27 February 1996

FM 5-101 Mobility. 23 January 1985

FM 5-102 Countermobility. 14 March 1985

FM 5-103 Survivability. 10 June 1985

FM 5-170 Engineer Reconnaissance. 5 May 1998

FM 5-250 Explosives and Demolitions. 30 July 1998

FM 5-30 Engineer Intelligence. 22 September 1967

FM 5-34 Engineer Field Data. 30 August 1999

FM 5-36 Route Reconnaissance and Classification. 10 May 1985

FM 5-410 Military Soils Engineering. 23 December 1992

FM 5-430-00-1 Planning and Design of Roads, Airfields, and Heliports in the Theater of Operations - Road Design. 26 August 1994

FM 5-430-00-2 Planning and Design of Roads, Airfields, and Heliports in the Theater of Operations - Airfield and Heliport Design. 29 September 1994

FM 5-480 Port Construction and Repair. 12 December 1990

FM 55-20 Rail Transport in a Theater of Operations. 1 June 2000

FM 55-30 Army Motor Transport Units and Operations. 27 June 1997

FM 5-71-100 Division Engineer Combat Operations. 22 April 1993

FM 5-71-2 Armored Task-Force Engineer Combat Operations. 28 June 1996

FM 5-71-3 Brigade Engineer Combat Operations (Armored). 3 October 1995

FM 6-22.5 Combat Stress. 23 June 2000

FM 63-1 Support Battalions and Squadrons, Separate Brigades and Armored Cavalry Regiment. 30 September 1993

FM 63-2 Division Support Command, Armored, Infantry, and Mechanized Infantry Divisions. 20 May 1991

FM 63-20 Forward Support Battalion. 26 February 1990.

FM 63-21 Main Support Battalion. 7 August 1990.

FM 63-3 Corps Support Command. 30 September 1993.

FM 63-4 Combat Service Support Operations - Theater Army Area Command. 24 September 1984.

FM 7-10 The Infantry Rifle Company. 14 December 1990

FM 71-1 Tank and Mechanized Infantry Company Team. 26 January 1998

FM 71-100 Division Operations. 28 August 1996

FM 7-7	The Mechanized Infantry Platoon and Squad (APC). 15 March 1985
FM 7-7J	Mechanized Infantry Platoon and Squad (Bradley). 7 May 1993
FM 7-8	Infantry Rifle Platoon and Squad. 22 April 1992
FM 7-92	The Infantry Reconnaissance Platoon and Squad (Airborne, Air Assault, Light Infantry). 23 December 1992
FM 8-10-6	Medical Evacuation in a Theater of Operations, Tactics, Techniques and Procedures. 14 April 2000
FM 8-230	Medical Specialist. 24 August 1984
FM 8-285	Treatment of Chemical Agent Casualties and Conventional Military Chemical Injuries. 22 December 1995
FM 8-51	Combat Stress Control in a Theater of Operations Tactics, Techniques, and Procedures. 29 September 1994
FM 90-13	River-Crossing Operations (MCWP 3-17.1). 26 January 1998
FM 90-7	Combined Arms Obstacle Integration. 29 September 1994
FM 9-43-2	Recovery and Battlefield Damage Assessment and Repair (FMFRP 4-34; to 36-1-181). 3 October 1995

### Other Product Types

STANAG 2003	Patrol Reports. 16 January 1989
STANAG 2036 (ENGR)	Land Minefield Laying, Marking, Recording, and Reporting Procedures. 12 February 1987.
TRADOC PAM 11-9	Blueprint of the Battlefield. 27 April 1990
UCMJ	Uniform Code of Military Justice.

### Soldier Training Publications

STP 21-1-SMCT	Soldier's Manual of Common Tasks Skill Level 1. 1 October 1994
STP 21-24-SMCT	Soldier's Manual of Common Tasks (SMCT) Skill Levels 2-4. 1 October 1992
STP 5-12B1-SM	Soldier's Manual: MOS 12B, Combat Engineer, Skill Level 1. 15 May 2001
STP 5-12B24-SM-TG	Soldier's Manual Skill Levels 2/3/4 and Trainer's Guide, MOS 12B, Combat Engineer. 12 December 1990
STP 5-62E12-SM-TG	Soldier's Manual and Trainer's Guide: MOS 62E, Heavy Construction Equipment Operator Skill Levels 1/2. 25 September 1985
STP 5-62F12-SM-TG	Soldier's Manual, Skill Levels 1/2 and Trainer's Guide, MOS 62F Crane Operator. 25 January 1989
STP 5-62G13-SM-TG	Soldier's Manual and Trainer's Guide: 62G Quarrying Specialist (Skill Levels 1/2/3). 5 May 1986
STP 5-62H13-SM-TG	Soldier's Manual and Trainer's Guide: MOS 62H, Concrete and Asphalt Equipment Operator Skill Level 1/2/3. 6 May 1986
STP 5-62J12-SM-TG	Soldier's Manual and Trainer's Guide, MOS 62J, General Construction Equipment Operator Skill Levels 1/2. 29 September 1994
STP 5-62N34-SM-TG	Construction Equipment Supervisor Soldier's Manual and Trainer's Guide, MOS 62N, Skill Levels 3/4. 21 February 1989.

### Technical Manuals

TM 11-3895-203-15	Operator's Organizational, Direct Support, General Support and Depot Maintenance Manual for Reel Equipment, CE-11 (NSN 5805-00-407-7722). 11 April 1967
TM 11-5805-262-12	Operator's and Unit Maintenance Manual for Switchboards, Telephone, Manual, SB-22/PT (NSN 5805-00-257-3602) and SB-22A/PT (5805-00-

- 715-6171) (Including Tone Signaling Adapter, TA-977/PT (5805-01-040-9653). 15 June 1990
- TM 11-5805-294-12 Operator's and Organizational Maintenance Manual for Manual Telephone Switchboard, SB-993/GT (NSN 5805-00-708-2202). 8 September 1983
- TM 55-208 Railway Equipment: Characteristics and Data. 5 October 1976
- TM 750-244-2 Procedures for Destruction of Electronics Materiel to Prevent Enemy Use (Electronics Command). 14 March 1972
- TM 750-244-3 Procedures for Destruction of Equipment to Prevent Enemy Use (Mobility Equipment Command). 23 September 1969
- TM 750-244-6 Procedures for Destruction of Tank-Automotive Equipment to Prevent Enemy Use (US Army Tank-Automotive Command). 3 October 1972
- TM 750-244-7 Procedures for Destruction of Equipment in Federal Supply Classifications 1000, 1005, 1010, 1015, 1020, 1025, 1030, 1055, 1090 and 1095 to Prevent Enemy Use. 18 June 1970
- Training Circulars**
- TC 24-20 Tactical Wire and Cable Techniques. 3 October 1988
- TC 25-20 A Leader's Guide to After Action Reviews. 30 September 1993
- TC 25-6 Force-on-Force Collective Training Using the Tactical Engagement Simulation Training System. 3 October 1995
- TC 25-8 Training Ranges. 25 February 1992

### Questionnaire

MTP NUMBER \_\_\_\_\_ DATE \_\_\_\_\_

MTP TITLE \_\_\_\_\_

Request your recommendations to improve this training publication. To make it easier for you to make recommendations, a standard questionnaire has been provided. Please respond to all questions by circling your answer or providing a written response, where requested. Please make a copy of this questionnaire. Mail to: Commandant, US Army MANSCEN, ATTN: ATZT-DT-WF-E, Fort Leonard Wood, MO 65473-8600.

THE FOLLOWING QUESTIONS PERTAIN TO YOU.

1. What is your position (for example, company commander, platoon sergeant [PSG])?

\_\_\_\_\_

2. How long have you served in this position? \_\_\_\_\_

3. How long have you served in this unit? \_\_\_\_\_

4. What is your component?

- a. Active Component
- b. Reserve Component

5. Where is your unit?

- a. Continental United States (CONUS)
- b. United States Army, Europe (USAREUR)
- c. United States Army, Western Command (WESTCOM)
- d. Eighth United States Army (USA)
- e. Other (specify)

\_\_\_\_\_

THE FOLLOWING QUESTIONS ARE ABOUT THE MTP IN GENERAL.

6. How do you feel this document has affected training in your unit when compared to other training products?

- a. Has made training worse.
- b. Has made training better.
- c. Has had no affect on training.
- d. Do not know or do not have an opinion.

7. How easy is the document to use, compared to other training products?

- a. More difficult.
- b. Easier.
- c. About the same.
- d. Do not know or do not have an opinion.

For question numbers 8 through 11, choose one of the following answers:

- a. Chapter 1, Unit Training.
- b. Chapter 2, Training Matrixes.
- c. Chapter 3, Mission Outlines.
- d. Chapter 4, Training Exercises.
- e. Chapter 5, Training and Evaluation Outlines.
- f. Chapter 6, External Evaluation.
- g. Do not know or do not have an opinion.

8. What part of the MTP document was least useful? \_\_\_\_\_

9. What part of the MTP document was most useful? \_\_\_\_\_

10. What is the most difficult part of the MTP to understand?  
\_\_\_\_\_

11. What is the easiest part of the MTP to understand? \_\_\_\_\_

THE FOLLOWING QUESTIONS PERTAIN TO THE TRAINING EXERCISES.

12. The exercises are designed to prepare the unit to accomplish its wartime mission. In your opinion, how well do they fulfill this purpose?

- a. They do not prepare the unit at all.
- b. They help, but only provide 20 percent or less of my unit's training requirements.
- c. They help, but only provide 21 to 50 percent of my unit's training requirements.
- d. They help, but only provide between 51 to 80 percent of my unit's training requirements.
- e. They provide 81 percent or more of my unit's training requirements.

13. Would you recommend that any STX be added or deleted from the MTP? \_\_\_\_\_

14. What was the greatest problem you experienced with the exercises?

- a. Have too many pages.
- b. Are hard to read and understand.
- c. Need more illustrations.
- d. Need more information on how to set up the exercises.
- e. Need more information on leader training.
- f. Need more information on how to conduct the exercises.
- g. Need more information on support and resources.
- h. Need more information on normally attached elements.
- i. Do not interface well with other training products, such as battle drills.
- j. Do not know or do not have an opinion.



**ARTEP 5-113-35-MTP  
18 SEPTEMBER 2002**

By Order of the Secretary of the Army:

**ERIC K. SHINSEKI**  
General, United States Army  
Chief of Staff

Official:



**JOEL B. HUDSON**  
Administrative Assistant to the  
Secretary of the Army  
0222501

**DISTRIBUTION:**

*Active Army, Army National Guard, and US Army Reserve:* Not to be distributed. EMO.



**PIN: 079212-000**